



# **Electoral Commission of Zambia**

**25<sup>th</sup> August 2021**

## **PUBLIC NOTICE**

### **2021 PRESIDENTIAL ELECTION RESULTS**

**NOTICE IS HEREBY GIVEN** that the following were the results arising from the Presidential Election that took place in 156 Constituencies on Thursday, 12th August 2021 in the following order of performance:

Province: **CENTRAL**

Candidate	Votes Received	% Against Votes Cast	% Against Registered Voters	Rejected Ballot Papers	Rejected Ballot Papers %	Total Votes Cast	Total Registered Voters	Percentage Poll
<b>01010001 KATUBA</b>								
HICHILEMA Hakainde ,UPND	24,119	64,45%	44,84%					
LUNGU Edgar ,PF	11,903	31,81%	22,13%					
M'MEMBE Fred ,SP	81	0,22%	0,15%					
HAMUDUDU Highvie ,PNUP	80	0,21%	0,15%					
KALABA Harry ,DP	67	0,18%	0,12%					
BANDA Andyford M ,PAC	51	0,14%	0,09%					
KATEKA Chishala ,NHP	36	0,10%	0,07%					
MUMBA Nevers ,MMD	25	0,07%	0,05%					
CHANDA Charles ,UPPZ	19	0,05%	0,04%					
NYIRENDA Stephen ,NAREP	11	0,03%	0,02%					
MWAMBA Musonda TS ,UNIP	11	0,03%	0,02%					
TONGA Enock R ,3RD LM	10	0,03%	0,02%					
TEMBO Sean ,PEP	6	0,02%	0,01%					
CHISELA Lazarus ,ZUSD	6	0,02%	0,01%					
MWENDA Kasonde ,EFF	3	0,01%	0,01%					
SILUMBE Richard ,LM	0	0,00%	0,00%					
	<b>36,428</b>			<b>993</b>	<b>2,65%</b>	<b>37 421</b>	<b>53 786</b>	<b>69,57%</b>
<b>01010002 KEEMBE</b>								
HICHILEMA Hakainde ,UPND	25,064	72,47%	51,12%					
LUNGU Edgar ,PF	7,787	22,52%	15,88%					
BANDA Andyford M ,PAC	103	0,30%	0,21%					
HAMUDUDU Highvie ,PNUP	101	0,29%	0,21%					
M'MEMBE Fred ,SP	88	0,25%	0,18%					
KALABA Harry ,DP	81	0,23%	0,17%					

Province: **CENTRAL**

Candidate	Votes Recieved	% Against Votes Cast	% Against Registered Voters	Rejected Ballot Papers	Rejected Ballot Papers %	Total Votes Cast	Total Registered Voters	Percentage Poll
KATEKA Chishala ,NHP	44	0,13%	0,09%					
CHANDA Charles ,UPPZ	29	0,08%	0,06%					
CHISELA Lazarus ,ZUSD	27	0,08%	0,06%					
MUMBA Nevers ,MMD	20	0,06%	0,04%					
MWAMBA Musonda TS ,UNIP	12	0,03%	0,02%					
TONGA Enock R ,3RD LM	12	0,03%	0,02%					
TEMBO Sean ,PEP	8	0,02%	0,02%					
NYIRENDA Stephen ,NAREP	7	0,02%	0,01%					
MWENDA Kasonde ,EFF	7	0,02%	0,01%					
SILUMBE Richard ,LM	4	0,01%	0,01%					
	<b>33,394</b>			<b>1 190</b>	<b>3,44%</b>	<b>34 584</b>	<b>49 033</b>	<b>70,53%</b>

**01010003 CHISAMBA**

HICHILEMA Hakainde ,UPND	18,011	62,32%	44,33%					
LUNGU Edgar ,PF	9,620	33,28%	23,68%					
BANDA Andyford M ,PAC	78	0,27%	0,19%					
KALABA Harry ,DP	70	0,24%	0,17%					
HAMUDUDU Highvie ,PNUP	65	0,22%	0,16%					
M'MEMBE Fred ,SP	44	0,15%	0,11%					
KATEKA Chishala ,NHP	31	0,11%	0,08%					
CHANDA Charles ,UPPZ	28	0,10%	0,07%					
MUMBA Nevers ,MMD	22	0,08%	0,05%					
CHISELA Lazarus ,ZUSD	17	0,06%	0,04%					
MWAMBA Musonda TS ,UNIP	16	0,06%	0,04%					
TEMBO Sean ,PEP	7	0,02%	0,02%					
NYIRENDA Stephen ,NAREP	5	0,02%	0,01%					

Province: **CENTRAL**

Candidate	Votes Recieved	% Against Votes Cast	% Against Registered Voters	Rejected Ballot Papers	Rejected Ballot Papers %	Total Votes Cast	Total Registered Voters	Percentage Poll
TONGA Enock R ,3RD LM	5	0,02%	0,01%					
MWENDA Kasonde ,EFF	4	0,01%	0,01%					
SILUMBE Richard ,LM	4	0,01%	0,01%					
	<b>28,027</b>			<b>876</b>	<b>3,03%</b>	<b>28 903</b>	<b>40 632</b>	<b>71,13%</b>
<b>01010004 CHITAMBO</b>								
LUNGU Edgar ,PF	12,089	68,57%	45,45%					
HICHILEMA Hakainde ,UPND	4,347	24,66%	16,34%					
M'MEMBE Fred ,SP	328	1,86%	1,23%					
BANDA Andyford M ,PAC	64	0,36%	0,24%					
KATEKA Chishala ,NHP	46	0,26%	0,17%					
KALABA Harry ,DP	30	0,17%	0,11%					
CHANDA Charles ,UPPZ	23	0,13%	0,09%					
HAMUDUDU Highvie ,PNUP	22	0,12%	0,08%					
TEMBO Sean ,PEP	22	0,12%	0,08%					
TONGA Enock R ,3RD LM	20	0,11%	0,08%					
CHISELA Lazarus ,ZUSD	17	0,10%	0,06%					
MUMBA Nevers ,MMD	15	0,09%	0,06%					
MWAMBA Musonda TS ,UNIP	9	0,05%	0,03%					
MWENDA Kasonde ,EFF	6	0,03%	0,02%					
NYIRENDA Stephen ,NAREP	5	0,03%	0,02%					
SILUMBE Richard ,LM	3	0,02%	0,01%					
	<b>17,046</b>			<b>585</b>	<b>3,32%</b>	<b>17 631</b>	<b>26 599</b>	<b>66,28%</b>
<b>01010005 ITEZH-ITEZHI</b>								
HICHILEMA Hakainde ,UPND	26,069	87,43%	65,76%					
LUNGU Edgar ,PF	2,443	8,19%	6,16%					

Province: **CENTRAL**

Candidate	Votes Receieved	% Against Votes Cast	% Against Registered Voters	Rejected Ballot Papers	Rejected Ballot Papers %	Total Votes Cast	Total Registered Voters	Percentage Poll
M'MEMBE Fred ,SP	92	0,31%	0,23%					
HAMUDUDU Highvie ,PNUP	84	0,28%	0,21%					
KALABA Harry ,DP	59	0,20%	0,15%					
BANDA Andyford M ,PAC	37	0,12%	0,09%					
CHISELA Lazarus ,ZUSD	14	0,05%	0,04%					
MUMBA Nevers ,MMD	13	0,04%	0,03%					
CHANDA Charles ,UPPZ	13	0,04%	0,03%					
MWAMBA Musonda TS ,UNIP	11	0,04%	0,03%					
KATEKA Chishala ,NHP	7	0,02%	0,02%					
TONGA Enock R ,3RD LM	7	0,02%	0,02%					
MWENDA Kasonde ,EFF	5	0,02%	0,01%					
TEMBO Sean ,PEP	3	0,01%	0,01%					
SILUMBE Richard ,LM	2	0,01%	0,01%					
NYIRENDA Stephen ,NAREP	1	0,00%	0,00%					
	<b>28,860</b>			<b>956</b>	<b>3,21%</b>	<b>29 816</b>	<b>39 641</b>	<b>75,22%</b>

**01010006 BWACHA**

LUNGU Edgar ,PF	18,647	51,25%	36,24%					
HICHILEMA Hakainde ,UPND	16,360	44,96%	31,79%					
KALABA Harry ,DP	106	0,29%	0,21%					
M'MEMBE Fred ,SP	71	0,20%	0,14%					
BANDA Andyford M ,PAC	67	0,18%	0,13%					
HAMUDUDU Highvie ,PNUP	62	0,17%	0,12%					
KATEKA Chishala ,NHP	39	0,11%	0,08%					
MUMBA Nevers ,MMD	27	0,07%	0,05%					
CHANDA Charles ,UPPZ	23	0,06%	0,04%					

**Province: CENTRAL**

<b>Candidate</b>	<b>Votes Received</b>	<b>% Against Votes Cast</b>	<b>% Against Registered Voters</b>	<b>Rejected Ballot Papers</b>	<b>Rejected Ballot Papers %</b>	<b>Total Votes Cast</b>	<b>Total Registered Voters</b>	<b>Percentage Poll</b>
MWAMBA Musonda TS ,UNIP	22	0,06%	0,04%					
TEMBO Sean ,PEP	13	0,04%	0,03%					
CHISELA Lazarus ,ZUSD	12	0,03%	0,02%					
NYIRENDA Stephen ,NAREP	12	0,03%	0,02%					
SILUMBE Richard ,LM	8	0,02%	0,02%					
MWENDA Kasonde ,EFF	7	0,02%	0,01%					
TONGA Enock R ,3RD LM	5	0,01%	0,01%					
	<b>35,481</b>			<b>904</b>	<b>2,48%</b>	<b>36 385</b>	<b>51 456</b>	<b>70,71%</b>

**01010007 KABWE CENTRAL**

HICHILEMA Hakainde ,UPND	23,463	51,32%	35,28%					
LUNGU Edgar ,PF	20,924	45,76%	31,47%					
KALABA Harry ,DP	162	0,35%	0,24%					
M'MEMBE Fred ,SP	91	0,20%	0,14%					
HAMUDUDU Highvie ,PNUP	65	0,14%	0,10%					
MUMBA Nevers ,MMD	61	0,13%	0,09%					
BANDA Andyford M ,PAC	54	0,12%	0,08%					
KATEKA Chishala ,NHP	47	0,10%	0,07%					
NYIRENDA Stephen ,NAREP	37	0,08%	0,06%					
CHANDA Charles ,UPPZ	19	0,04%	0,03%					
CHISELA Lazarus ,ZUSD	17	0,04%	0,03%					
MWAMBA Musonda TS ,UNIP	14	0,03%	0,02%					
MWENDA Kasonde ,EFF	11	0,02%	0,02%					
TONGA Enock R ,3RD LM	8	0,02%	0,01%					
SILUMBE Richard ,LM	6	0,01%	0,01%					
TEMBO Sean ,PEP	3	0,01%	0,00%					

Province: **CENTRAL**

Candidate	Votes Received	% Against Votes Cast	% Against Registered Voters	Rejected Ballot Papers	Rejected Ballot Papers %	Total Votes Cast	Total Registered Voters	Percentage Poll
	<b>44,982</b>			<b>741</b>	<b>1,62%</b>	<b>45 723</b>	<b>66 497</b>	<b>68,76%</b>
<b>01010008 KAPIRI MPOSHI</b>								
HICHILEMA Hakainde ,UPND	30,979	53,40%	34,48%					
LUNGU Edgar ,PF	23,883	41,17%	26,58%					
M'MEMBE Fred ,SP	268	0,46%	0,30%					
KALABA Harry ,DP	183	0,32%	0,20%					
BANDA Andyford M ,PAC	162	0,28%	0,18%					
HAMUDUDU Highvie ,PNUP	134	0,23%	0,15%					
KATEKA Chishala ,NHP	76	0,13%	0,08%					
CHANDA Charles ,UPPZ	55	0,09%	0,06%					
MUMBA Nevers ,MMD	54	0,09%	0,06%					
CHISELA Lazarus ,ZUSD	40	0,07%	0,04%					
TONGA Enock R ,3RD LM	34	0,06%	0,04%					
MWAMBA Musonda TS ,UNIP	27	0,05%	0,03%					
SILUMBE Richard ,LM	21	0,04%	0,02%					
TEMBO Sean ,PEP	16	0,03%	0,02%					
NYIRENDA Stephen ,NAREP	11	0,02%	0,01%					
MWENDA Kasonde ,EFF	9	0,02%	0,01%					
	<b>55,952</b>			<b>2 062</b>	<b>3,55%</b>	<b>58 014</b>	<b>89 852</b>	<b>64,57%</b>
<b>01010009 MKUSHI SOUTH</b>								
LUNGU Edgar ,PF	7,569	46,86%	33,18%					
HICHILEMA Hakainde ,UPND	7,478	46,30%	32,78%					
BANDA Andyford M ,PAC	72	0,45%	0,32%					
KALABA Harry ,DP	34	0,21%	0,15%					
HAMUDUDU Highvie ,PNUP	30	0,19%	0,13%					

**Province: CENTRAL**

<b>Candidate</b>	<b>Votes Recieved</b>	<b>% Against Votes Cast</b>	<b>% Against Registered Voters</b>	<b>Rejected Ballot Papers</b>	<b>Rejected Ballot Papers %</b>	<b>Total Votes Cast</b>	<b>Total Registered Voters</b>	<b>Percentage Poll</b>
KATEKA Chishala ,NHP	27	0,17%	0,12%					
CHANDA Charles ,UPPZ	27	0,17%	0,12%					
M'MEMBE Fred ,SP	23	0,14%	0,10%					
TONGA Enock R ,3RD LM	15	0,09%	0,07%					
CHISELA Lazarus ,ZUSD	15	0,09%	0,07%					
MUMBA Nevers ,MMD	12	0,07%	0,05%					
MWAMBA Musonda TS ,UNIP	12	0,07%	0,05%					
TEMBO Sean ,PEP	8	0,05%	0,04%					
MWENDA Kasonde ,EFF	4	0,02%	0,02%					
SILUMBE Richard ,LM	4	0,02%	0,02%					
NYIRENDA Stephen ,NAREP	2	0,01%	0,01%					
	<b>15,332</b>			<b>820</b>	<b>5,08%</b>	<b>16 152</b>	<b>22 814</b>	<b>70,80%</b>

**01010010 MKUSHI NORTH**

LUNGU Edgar ,PF	16,546	50,15%	30,37%					
HICHILEMA Hakainde ,UPND	14,509	43,97%	26,63%					
BANDA Andyford M ,PAC	190	0,58%	0,35%					
KALABA Harry ,DP	101	0,31%	0,19%					
KATEKA Chishala ,NHP	63	0,19%	0,12%					
M'MEMBE Fred ,SP	59	0,18%	0,11%					
HAMUDUDU Highvie ,PNUP	55	0,17%	0,10%					
CHANDA Charles ,UPPZ	42	0,13%	0,08%					
CHISELA Lazarus ,ZUSD	41	0,12%	0,08%					
MUMBA Nevers ,MMD	39	0,12%	0,07%					
TONGA Enock R ,3RD LM	28	0,08%	0,05%					
TEMBO Sean ,PEP	14	0,04%	0,03%					



**Province: CENTRAL**

Candidate	Votes Recieved	% Against Votes Cast	% Against Registered Voters	Rejected Ballot Papers	Rejected Ballot Papers %	Total Votes Cast	Total Registered Voters	Percentage Poll
MWAMBA Musonda TS ,UNIP	11	0,03%	0,02%					
NYIRENDA Stephen ,NAREP	10	0,03%	0,02%					
MWENDA Kasonde ,EFF	7	0,02%	0,01%					
SILUMBE Richard ,LM	3	0,01%	0,01%					
	<b>31,718</b>			<b>1 277</b>	<b>3,87%</b>	<b>32 995</b>	<b>54 487</b>	<b>60,56%</b>

**01010011 MUMBWA**

HICHILEMA Hakainde ,UPND	28,081	83,62%	57,26%					
LUNGU Edgar ,PF	4,126	12,29%	8,41%					
HAMUDUDU Highvie ,PNUP	89	0,27%	0,18%					
KALABA Harry ,DP	70	0,21%	0,14%					
BANDA Andyford M ,PAC	68	0,20%	0,14%					
M'MEMBE Fred ,SP	37	0,11%	0,08%					
CHISELA Lazarus ,ZUSD	25	0,07%	0,05%					
CHANDA Charles ,UPPZ	21	0,06%	0,04%					
KATEKA Chishala ,NHP	20	0,06%	0,04%					
MWAMBA Musonda TS ,UNIP	17	0,05%	0,03%					
TONGA Enock R ,3RD LM	14	0,04%	0,03%					
MUMBA Nevers ,MMD	11	0,03%	0,02%					
SILUMBE Richard ,LM	7	0,02%	0,01%					
TEMBO Sean ,PEP	5	0,01%	0,01%					
NYIRENDA Stephen ,NAREP	5	0,01%	0,01%					
MWENDA Kasonde ,EFF	4	0,01%	0,01%					

**32,600**

**983**

**2,93%**

**33 583**

**49 039**

**68,48%**

**01010012 NANGOMA**

HICHILEMA Hakainde ,UPND	18,775	90,03%	71,25%					
--------------------------	--------	--------	--------	--	--	--	--	--

**Province: CENTRAL**

<b>Candidate</b>	<b>Votes Recieved</b>	<b>% Against Votes Cast</b>	<b>% Against Registered Voters</b>	<b>Rejected Ballot Papers</b>	<b>Rejected Ballot Papers %</b>	<b>Total Votes Cast</b>	<b>Total Registered Voters</b>	<b>Percentage Poll</b>
LUNGU Edgar ,PF	1,424	6,83%	5,40%					
M'MEMBE Fred ,SP	90	0,43%	0,34%					
HAMUDUDU Highvie ,PNUP	59	0,28%	0,22%					
BANDA Andyford M ,PAC	36	0,17%	0,14%					
KALABA Harry ,DP	32	0,15%	0,12%					
CHISELA Lazarus ,ZUSD	9	0,04%	0,03%					
CHANDA Charles ,UPPZ	9	0,04%	0,03%					
KATEKA Chishala ,NHP	7	0,03%	0,03%					
MWAMBA Musonda TS ,UNIP	6	0,03%	0,02%					
TONGA Enock R ,3RD LM	6	0,03%	0,02%					
SILUMBE Richard ,LM	3	0,01%	0,01%					
MUMBA Nevers ,MMD	2	0,01%	0,01%					
NYIRENDA Stephen ,NAREP	2	0,01%	0,01%					
TEMBO Sean ,PEP	1	0,00%	0,00%					
MWENDA Kasonde ,EFF	0	0,00%	0,00%					
	<b>20,461</b>			<b>394</b>	<b>1,89%</b>	<b>20 855</b>	<b>26 351</b>	<b>79,14%</b>

**01010013 LUFUBU**

HICHILEMA Hakainde ,UPND	3,675	55,32%	32,21%					
LUNGU Edgar ,PF	2,475	37,26%	21,69%					
M'MEMBE Fred ,SP	70	1,05%	0,61%					
BANDA Andyford M ,PAC	42	0,63%	0,37%					
KALABA Harry ,DP	21	0,32%	0,18%					
HAMUDUDU Highvie ,PNUP	16	0,24%	0,14%					
CHISELA Lazarus ,ZUSD	15	0,23%	0,13%					
KATEKA Chishala ,NHP	12	0,18%	0,11%					

Province: **CENTRAL**

Candidate	Votes Recieved	% Against Votes Cast	% Against Registered Voters	Rejected Ballot Papers	Rejected Ballot Papers %	Total Votes Cast	Total Registered Voters	Percentage Poll
CHANDA Charles ,UPPZ	9	0,14%	0,08%					
TEMBO Sean ,PEP	6	0,09%	0,05%					
MWAMBA Musonda TS ,UNIP	5	0,08%	0,04%					
MUMBA Nevers ,MMD	5	0,08%	0,04%					
TONGA Enock R ,3RD LM	4	0,06%	0,04%					
MWENDA Kasonde ,EFF	4	0,06%	0,04%					
SILUMBE Richard ,LM	3	0,05%	0,03%					
NYIRENDA Stephen ,NAREP	1	0,02%	0,01%					
	<b>6,363</b>			<b>280</b>	<b>4,21%</b>	<b>6 643</b>	<b>11 411</b>	<b>58,22%</b>

**01010014 MUCHINGA**

LUNGU Edgar ,PF	6,357	47,23%	31,36%					
HICHILEMA Hakainde ,UPND	5,823	43,26%	28,72%					
BANDA Andyford M ,PAC	178	1,32%	0,88%					
M'MEMBE Fred ,SP	77	0,57%	0,38%					
KALABA Harry ,DP	71	0,53%	0,35%					
CHANDA Charles ,UPPZ	43	0,32%	0,21%					
CHISELA Lazarus ,ZUSD	36	0,27%	0,18%					
KATEKA Chishala ,NHP	32	0,24%	0,16%					
HAMUDUDU Highvie ,PNUP	30	0,22%	0,15%					
MUMBA Nevers ,MMD	28	0,21%	0,14%					
TONGA Enock R ,3RD LM	23	0,17%	0,11%					
MWAMBA Musonda TS ,UNIP	18	0,13%	0,09%					
TEMBO Sean ,PEP	11	0,08%	0,05%					
MWENDA Kasonde ,EFF	8	0,06%	0,04%					
NYIRENDA Stephen ,NAREP	5	0,04%	0,02%					

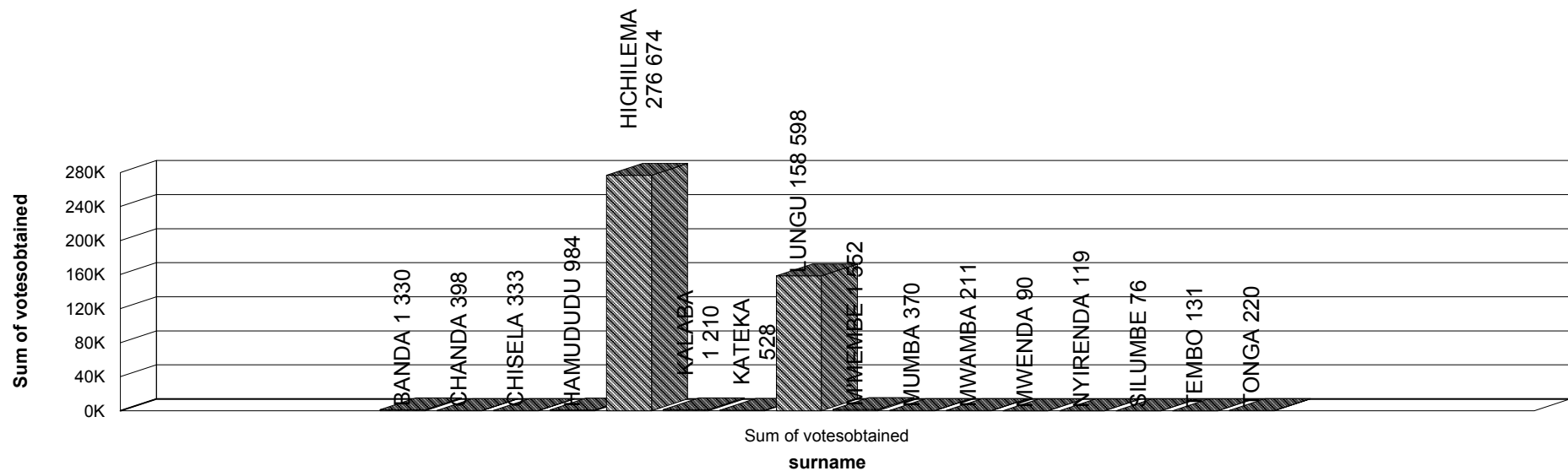
Province: CENTRAL

Candidate	Votes Received	% Against Votes Cast	% Against Registered Voters	Rejected Ballot Papers	Rejected Ballot Papers %	Total Votes Cast	Total Registered Voters	Percentage Poll
SILUMBE Richard ,LM	3	0,02%	0,01%					
	<b>12,743</b>			<b>717</b>	<b>5,33%</b>	<b>13 460</b>	<b>20 272</b>	<b>66,40%</b>
<b>01010015 SERENJE</b>								
LUNGU Edgar ,PF	9,887	54,84%	33,26%					
HICHILEMA Hakainde ,UPND	7,085	39,30%	23,83%					
M'MEMBE Fred ,SP	99	0,55%	0,33%					
BANDA Andyford M ,PAC	90	0,50%	0,30%					
KALABA Harry ,DP	61	0,34%	0,21%					
HAMUDUDU Highvie ,PNUP	30	0,17%	0,10%					
KATEKA Chishala ,NHP	29	0,16%	0,10%					
MUMBA Nevers ,MMD	28	0,16%	0,09%					
CHANDA Charles ,UPPZ	25	0,14%	0,08%					
TONGA Enock R ,3RD LM	24	0,13%	0,08%					
CHISELA Lazarus ,ZUSD	21	0,12%	0,07%					
MWAMBA Musonda TS ,UNIP	9	0,05%	0,03%					
MWENDA Kasonde ,EFF	8	0,04%	0,03%					
TEMBO Sean ,PEP	5	0,03%	0,02%					
NYIRENDA Stephen ,NAREP	4	0,02%	0,01%					
SILUMBE Richard ,LM	3	0,02%	0,01%					
	<b>17,408</b>			<b>620</b>	<b>3,44%</b>	<b>18 028</b>	<b>29 728</b>	<b>60,64%</b>
<b>01010084 MWEMBEZHI</b>								
HICHILEMA Hakainde ,UPND	22,836	85,72%	65,24%					
LUNGU Edgar ,PF	2,918	10,95%	8,34%					
KALABA Harry ,DP	62	0,23%	0,18%					
HAMUDUDU Highvie ,PNUP	62	0,23%	0,18%					

Province: **CENTRAL**

Candidate	Votes Recieved	% Against Votes Cast	% Against Registered Voters	Rejected Ballot Papers	Rejected Ballot Papers %	Total Votes Cast	Total Registered Voters	Percentage Poll
BANDA Andyford M ,PAC	38	0,14%	0,11%					
M'MEMBE Fred ,SP	34	0,13%	0,10%					
CHISELA Lazarus ,ZUSD	21	0,08%	0,06%					
CHANDA Charles ,UPPZ	13	0,05%	0,04%					
KATEKA Chishala ,NHP	12	0,05%	0,03%					
MWAMBA Musonda TS ,UNIP	11	0,04%	0,03%					
MUMBA Nevers ,MMD	8	0,03%	0,02%					
TONGA Enock R ,3RD LM	5	0,02%	0,01%					
MWENDA Kasonde ,EFF	3	0,01%	0,01%					
TEMBO Sean ,PEP	3	0,01%	0,01%					
SILUMBE Richard ,LM	2	0,01%	0,01%					
NYIRENDA Stephen ,NAREP	1	0,00%	0,00%					
	<b>26,029</b>			<b>611</b>	<b>2,29%</b>	<b>26 640</b>	<b>35 002</b>	<b>76,11%</b>

CENTRAL Province:	Votes Recieved	% Against Votes Cast	% Against Registered Voters	Rejected Ballot Papers	Rejected Ballot Papers %	Total Votes Cast	Total Registered Voters	Percentage Poll
Candidate								
HICHILEMA Hakainde	276,674	60,56%	41,51%					
LUNGU Edgar	158,598	34,72%	23,79%					
M'MEMBE Fred	1,552	0,34%	0,23%					
BANDA Andyford M	1,330	0,29%	0,20%					
KALABA Harry	1,210	0,26%	0,18%					
HAMUDUDU Highvie	984	0,22%	0,15%					
KATEKA Chishala	528	0,12%	0,08%					
CHANDA Charles	398	0,09%	0,06%					
MUMBA Nevers	370	0,08%	0,06%					
CHISELA Lazarus	333	0,07%	0,05%					
TONGA Enock R	220	0,05%	0,03%					
MWAMBA Musonda TS	211	0,05%	0,03%					
TEMBO Sean	131	0,03%	0,02%					
NYIRENDA Stephen	119	0,03%	0,02%					
MWENDA Kasonde	90	0,02%	0,01%					
SILUMBE Richard	76	0,02%	0,01%					
				14,009	3,07%	456,833	666,600	68,53%



**Province: COPPERBELT**

Candidate	Votes Received	% Against Votes Cast	% Against Registered Voters	Rejected Ballot Papers	Rejected Ballot Papers %	Total Votes Cast	Total Registered Voters	Percentage Poll
<b>01020016 CHILILABOMBWE</b>								
HICHILEMA Hakainde ,UPND	24,913	61,00%	45,38%					
LUNGU Edgar ,PF	14,705	36,00%	26,79%					
KALABA Harry ,DP	191	0,47%	0,35%					
BANDA Andyford M ,PAC	69	0,17%	0,13%					
M'MEMBE Fred ,SP	43	0,11%	0,08%					
HAMUDUDU Highvie ,PNUP	36	0,09%	0,07%					
KATEKA Chishala ,NHP	35	0,09%	0,06%					
MUMBA Nevers ,MMD	25	0,06%	0,05%					
CHANDA Charles ,UPPZ	20	0,05%	0,04%					
CHISELA Lazarus ,ZUSD	16	0,04%	0,03%					
MWAMBA Musonda TS ,UNIP	10	0,02%	0,02%					
MWENDA Kasonde ,EFF	6	0,01%	0,01%					
SILUMBE Richard ,LM	5	0,01%	0,01%					
TONGA Enock R ,3RD LM	4	0,01%	0,01%					
TEMBO Sean ,PEP	3	0,01%	0,01%					
NYIRENDA Stephen ,NAREP	0	0,00%	0,00%					
	<b>40,081</b>			<b>761</b>	<b>1,86%</b>	<b>40 842</b>	<b>54 893</b>	<b>74,40%</b>
<b>01020017 CHINGOLA</b>								
HICHILEMA Hakainde ,UPND	30,451	60,62%	43,63%					
LUNGU Edgar ,PF	18,219	36,27%	26,10%					
KALABA Harry ,DP	163	0,32%	0,23%					
HAMUDUDU Highvie ,PNUP	80	0,16%	0,11%					
M'MEMBE Fred ,SP	75	0,15%	0,11%					
BANDA Andyford M ,PAC	53	0,11%	0,08%					

**Province: COPPERBELT**

Candidate	Votes Recieved	% Against Votes Cast	% Against Registered Voters	Rejected Ballot Papers	Rejected Ballot Papers %	Total Votes Cast	Total Registered Voters	Percentage Poll
CHANDA Charles ,UPPZ	42	0,08%	0,06%					
MUMBA Nevers ,MMD	37	0,07%	0,05%					
KATEKA Chishala ,NHP	33	0,07%	0,05%					
MWAMBA Musonda TS ,UNIP	29	0,06%	0,04%					
CHISELA Lazarus ,ZUSD	16	0,03%	0,02%					
MWENDA Kasonde ,EFF	10	0,02%	0,01%					
SILUMBE Richard ,LM	6	0,01%	0,01%					
NYIRENDA Stephen ,NAREP	6	0,01%	0,01%					
TONGA Enock R ,3RD LM	5	0,01%	0,01%					
TEMBO Sean ,PEP	3	0,01%	0,00%					
	<b>49,228</b>			<b>1 004</b>	<b>2,00%</b>	<b>50 232</b>	<b>69 793</b>	<b>71,97%</b>

**01020018 NCHANGA**

HICHILEMA Hakainde ,UPND	19,045	54,71%	40,28%					
LUNGU Edgar ,PF	14,764	42,41%	31,23%					
KALABA Harry ,DP	215	0,62%	0,45%					
M'MEMBE Fred ,SP	48	0,14%	0,10%					
MUMBA Nevers ,MMD	46	0,13%	0,10%					
HAMUDUDU Highvie ,PNUP	35	0,10%	0,07%					
KATEKA Chishala ,NHP	30	0,09%	0,06%					
BANDA Andyford M ,PAC	26	0,07%	0,05%					
CHANDA Charles ,UPPZ	13	0,04%	0,03%					
SILUMBE Richard ,LM	10	0,03%	0,02%					
CHISELA Lazarus ,ZUSD	10	0,03%	0,02%					
MWAMBA Musonda TS ,UNIP	9	0,03%	0,02%					
TEMBO Sean ,PEP	6	0,02%	0,01%					



**Province: COPPERBELT**

Candidate	Votes Recieved	% Against Votes Cast	% Against Registered Voters	Rejected Ballot Papers	Rejected Ballot Papers %	Total Votes Cast	Total Registered Voters	Percentage Poll
TONGA Enock R ,3RD LM	4	0,01%	0,01%					
NYIRENDA Stephen ,NAREP	2	0,01%	0,00%					
MWENDA Kasonde ,EFF	2	0,01%	0,00%					
	<b>34,265</b>			<b>545</b>	<b>1,57%</b>	<b>34 810</b>	<b>47 276</b>	<b>73,63%</b>
<b>01020019 KALULUSHI</b>								
HICHILEMA Hakainde ,UPND	29,139	58,92%	44,63%					
LUNGU Edgar ,PF	18,857	38,13%	28,88%					
KALABA Harry ,DP	254	0,51%	0,39%					
HAMUDUDU Highvie ,PNUP	81	0,16%	0,12%					
M'MEMBE Fred ,SP	78	0,16%	0,12%					
KATEKA Chishala ,NHP	74	0,15%	0,11%					
MUMBA Nevers ,MMD	48	0,10%	0,07%					
BANDA Andyford M ,PAC	46	0,09%	0,07%					
CHISELA Lazarus ,ZUSD	24	0,05%	0,04%					
CHANDA Charles ,UPPZ	20	0,04%	0,03%					
MWAMBA Musonda TS ,UNIP	17	0,03%	0,03%					
TONGA Enock R ,3RD LM	13	0,03%	0,02%					
TEMBO Sean ,PEP	8	0,02%	0,01%					
NYIRENDA Stephen ,NAREP	7	0,01%	0,01%					
SILUMBE Richard ,LM	6	0,01%	0,01%					
MWENDA Kasonde ,EFF	2	0,00%	0,00%					
	<b>48,674</b>			<b>782</b>	<b>1,58%</b>	<b>49 456</b>	<b>65 297</b>	<b>75,74%</b>
<b>01020020 CHIMWEMWE</b>								
HICHILEMA Hakainde ,UPND	23,570	55,92%	39,07%					
LUNGU Edgar ,PF	16,866	40,01%	27,96%					

**Province: COPPERBELT**

Candidate	Votes Recieved	% Against Votes Cast	% Against Registered Voters	Rejected Ballot Papers	Rejected Ballot Papers %	Total Votes Cast	Total Registered Voters	Percentage Poll
HAMUDUDU Highvie ,PNUP	363	0,86%	0,60%					
KALABA Harry ,DP	241	0,57%	0,40%					
BANDA Andyford M ,PAC	120	0,28%	0,20%					
M'MEMBE Fred ,SP	93	0,22%	0,15%					
KATEKA Chishala ,NHP	44	0,10%	0,07%					
MUMBA Nevers ,MMD	35	0,08%	0,06%					
CHANDA Charles ,UPPZ	24	0,06%	0,04%					
MWAMBA Musonda TS ,UNIP	21	0,05%	0,03%					
NYIRENDA Stephen ,NAREP	17	0,04%	0,03%					
MWENDA Kasonde ,EFF	12	0,03%	0,02%					
CHISELA Lazarus ,ZUSD	10	0,02%	0,02%					
TONGA Enock R ,3RD LM	7	0,02%	0,01%					
SILUMBE Richard ,LM	7	0,02%	0,01%					
TEMBO Sean ,PEP	3	0,01%	0,00%					
	<b>41,433</b>			<b>717</b>	<b>1,70%</b>	<b>42 150</b>	<b>60 323</b>	<b>69,87%</b>

**01020021 KAMFINSA**

HICHILEMA Hakainde ,UPND	18,936	54,34%	39,87%					
LUNGU Edgar ,PF	14,866	42,66%	31,30%					
KALABA Harry ,DP	168	0,48%	0,35%					
BANDA Andyford M ,PAC	76	0,22%	0,16%					
M'MEMBE Fred ,SP	68	0,20%	0,14%					
MUMBA Nevers ,MMD	64	0,18%	0,13%					
KATEKA Chishala ,NHP	44	0,13%	0,09%					
HAMUDUDU Highvie ,PNUP	41	0,12%	0,09%					
CHANDA Charles ,UPPZ	18	0,05%	0,04%					

**Province: COPPERBELT**

Candidate	Votes Recieved	% Against Votes Cast	% Against Registered Voters	Rejected Ballot Papers	Rejected Ballot Papers %	Total Votes Cast	Total Registered Voters	Percentage Poll
MWENDA Kasonde ,EFF	11	0,03%	0,02%					
CHISELA Lazarus ,ZUSD	8	0,02%	0,02%					
MWAMBA Musonda TS ,UNIP	6	0,02%	0,01%					
SILUMBE Richard ,LM	5	0,01%	0,01%					
TONGA Enock R ,3RD LM	3	0,01%	0,01%					
NYIRENDA Stephen ,NAREP	2	0,01%	0,00%					
TEMBO Sean ,PEP	2	0,01%	0,00%					
	<b>34,318</b>			<b>528</b>	<b>1,52%</b>	<b>34 846</b>	<b>47 496</b>	<b>73,37%</b>

**01020022 KWACHA**

HICHILEMA Hakainde ,UPND	24,391	54,23%	38,02%					
LUNGU Edgar ,PF	18,980	42,20%	29,59%					
KALABA Harry ,DP	183	0,41%	0,29%					
M'MEMBE Fred ,SP	102	0,23%	0,16%					
MUMBA Nevers ,MMD	73	0,16%	0,11%					
CHANDA Charles ,UPPZ	57	0,13%	0,09%					
KATEKA Chishala ,NHP	52	0,12%	0,08%					
HAMUDUDU Highvie ,PNUP	49	0,11%	0,08%					
BANDA Andyford M ,PAC	43	0,10%	0,07%					
NYIRENDA Stephen ,NAREP	41	0,09%	0,06%					
MWENDA Kasonde ,EFF	15	0,03%	0,02%					
MWAMBA Musonda TS ,UNIP	12	0,03%	0,02%					
SILUMBE Richard ,LM	5	0,01%	0,01%					
CHISELA Lazarus ,ZUSD	4	0,01%	0,01%					
TEMBO Sean ,PEP	3	0,01%	0,00%					
TONGA Enock R ,3RD LM	3	0,01%	0,00%					

**Province: COPPERBELT**

Candidate	Votes Recieved	% Against Votes Cast	% Against Registered Voters	Rejected Ballot Papers	Rejected Ballot Papers %	Total Votes Cast	Total Registered Voters	Percentage Poll
	<b>44,013</b>			<b>960</b>	<b>2,13%</b>	<b>44 973</b>	<b>64 145</b>	<b>70,11%</b>
<b>01020023 NKANA</b>								
HICHILEMA Hakainde ,UPND	22,912	58,41%	43,10%					
LUNGU Edgar ,PF	15,321	39,06%	28,82%					
KALABA Harry ,DP	160	0,41%	0,30%					
M'MEMBE Fred ,SP	97	0,25%	0,18%					
MUMBA Nevers ,MMD	75	0,19%	0,14%					
KATEKA Chishala ,NHP	44	0,11%	0,08%					
BANDA Andyford M ,PAC	25	0,06%	0,05%					
HAMUDUDU Highvie ,PNUP	23	0,06%	0,04%					
CHANDA Charles ,UPPZ	18	0,05%	0,03%					
CHISELA Lazarus ,ZUSD	13	0,03%	0,02%					
SILUMBE Richard ,LM	10	0,03%	0,02%					
NYIRENDA Stephen ,NAREP	9	0,02%	0,02%					
MWAMBA Musonda TS ,UNIP	7	0,02%	0,01%					
MWENDA Kasonde ,EFF	7	0,02%	0,01%					
TONGA Enoch R ,3RD LM	5	0,01%	0,01%					
TEMBO Sean ,PEP	3	0,01%	0,01%					
	<b>38,729</b>			<b>494</b>	<b>1,26%</b>	<b>39 223</b>	<b>53 157</b>	<b>73,79%</b>
<b>01020024 WUSAKILE</b>								
HICHILEMA Hakainde ,UPND	17,684	53,10%	38,45%					
LUNGU Edgar ,PF	14,698	44,14%	31,96%					
KALABA Harry ,DP	184	0,55%	0,40%					
M'MEMBE Fred ,SP	79	0,24%	0,17%					
CHANDA Charles ,UPPZ	33	0,10%	0,07%					

**Province: COPPERBELT**

<b>Candidate</b>	<b>Votes Recieved</b>	<b>% Against Votes Cast</b>	<b>% Against Registered Voters</b>	<b>Rejected Ballot Papers</b>	<b>Rejected Ballot Papers %</b>	<b>Total Votes Cast</b>	<b>Total Registered Voters</b>	<b>Percentage Poll</b>
KATEKA Chishala ,NHP	33	0,10%	0,07%					
HAMUDUDU Highvie ,PNUP	32	0,10%	0,07%					
MUMBA Nevers ,MMD	31	0,09%	0,07%					
BANDA Andyford M ,PAC	25	0,08%	0,05%					
MWAMBA Musonda TS ,UNIP	14	0,04%	0,03%					
MWENDA Kasonde ,EFF	7	0,02%	0,02%					
CHISELA Lazarus ,ZUSD	7	0,02%	0,02%					
TONGA Enock R ,3RD LM	7	0,02%	0,02%					
NYIRENDA Stephen ,NAREP	5	0,02%	0,01%					
SILUMBE Richard ,LM	4	0,01%	0,01%					
TEMBO Sean ,PEP	2	0,01%	0,00%					
	<b>32,845</b>			<b>457</b>	<b>1,37%</b>	<b>33 302</b>	<b>45 993</b>	<b>72,41%</b>

**01020025 LUANSHYA**

HICHILEMA Hakainde ,UPND	21,993	57,75%	40,82%					
LUNGU Edgar ,PF	14,915	39,16%	27,68%					
KALABA Harry ,DP	115	0,30%	0,21%					
BANDA Andyford M ,PAC	102	0,27%	0,19%					
M'MEMBE Fred ,SP	80	0,21%	0,15%					
KATEKA Chishala ,NHP	60	0,16%	0,11%					
MUMBA Nevers ,MMD	44	0,12%	0,08%					
HAMUDUDU Highvie ,PNUP	44	0,12%	0,08%					
CHISELA Lazarus ,ZUSD	22	0,06%	0,04%					
CHANDA Charles ,UPPZ	20	0,05%	0,04%					
MWAMBA Musonda TS ,UNIP	14	0,04%	0,03%					
MWENDA Kasonde ,EFF	12	0,03%	0,02%					

**Province: COPPERBELT**

Candidate	Votes Recieved	% Against Votes Cast	% Against Registered Voters	Rejected Ballot Papers	Rejected Ballot Papers %	Total Votes Cast	Total Registered Voters	Percentage Poll
TONGA Enock R ,3RD LM	7	0,02%	0,01%					
NYIRENDA Stephen ,NAREP	6	0,02%	0,01%					
TEMBO Sean ,PEP	5	0,01%	0,01%					
SILUMBE Richard ,LM	4	0,01%	0,01%					
	<b>37,443</b>			<b>643</b>	<b>1,69%</b>	<b>38 086</b>	<b>53 883</b>	<b>70,68%</b>

**01020026 ROAN**

HICHILEMA Hakainde ,UPND	15,106	62,27%	47,50%					
LUNGU Edgar ,PF	8,560	35,29%	26,92%					
KALABA Harry ,DP	75	0,31%	0,24%					
M'MEMBE Fred ,SP	63	0,26%	0,20%					
BANDA Andyford M ,PAC	44	0,18%	0,14%					
CHANDA Charles ,UPPZ	32	0,13%	0,10%					
MUMBA Nevers ,MMD	32	0,13%	0,10%					
KATEKA Chishala ,NHP	32	0,13%	0,10%					
HAMUDUDU Highvie ,PNUP	27	0,11%	0,08%					
CHISELA Lazarus ,ZUSD	13	0,05%	0,04%					
MWAMBA Musonda TS ,UNIP	11	0,05%	0,03%					
TONGA Enock R ,3RD LM	7	0,03%	0,02%					
SILUMBE Richard ,LM	5	0,02%	0,02%					
MWENDA Kasonde ,EFF	4	0,02%	0,01%					
TEMBO Sean ,PEP	3	0,01%	0,01%					
NYIRENDA Stephen ,NAREP	3	0,01%	0,01%					

**24,017**

**242**

**1,00%**

**24 259**

**31 801**

**76,28%**

**01020027 LUFWANYAMA**

HICHILEMA Hakainde ,UPND	17,718	69,63%	49,38%					
--------------------------	--------	--------	--------	--	--	--	--	--

**Province: COPPERBELT**

Candidate	Votes Recieved	% Against Votes Cast	% Against Registered Voters	Rejected Ballot Papers	Rejected Ballot Papers %	Total Votes Cast	Total Registered Voters	Percentage Poll
LUNGU Edgar ,PF	6,483	25,48%	18,07%					
BANDA Andyford M ,PAC	118	0,46%	0,33%					
M'MEMBE Fred ,SP	81	0,32%	0,23%					
KALABA Harry ,DP	65	0,26%	0,18%					
HAMUDUDU Highvie ,PNUP	64	0,25%	0,18%					
CHANDA Charles ,UPPZ	38	0,15%	0,11%					
KATEKA Chishala ,NHP	35	0,14%	0,10%					
CHISELA Lazarus ,ZUSD	27	0,11%	0,08%					
MWAMBA Musonda TS ,UNIP	21	0,08%	0,06%					
TONGA Enock R ,3RD LM	17	0,07%	0,05%					
MUMBA Nevers ,MMD	6	0,02%	0,02%					
MWENDA Kasonde ,EFF	5	0,02%	0,01%					
NYIRENDA Stephen ,NAREP	4	0,02%	0,01%					
TEMBO Sean ,PEP	3	0,01%	0,01%					
SILUMBE Richard ,LM	1	0,00%	0,00%					
	<b>24,686</b>			<b>761</b>	<b>2,99%</b>	<b>25 447</b>	<b>35 878</b>	<b>70,93%</b>

**01020028 KAFULAFUTA**

HICHILEMA Hakainde ,UPND	9,589	62,33%	44,69%					
LUNGU Edgar ,PF	4,957	32,22%	23,10%					
BANDA Andyford M ,PAC	84	0,55%	0,39%					
KALABA Harry ,DP	63	0,41%	0,29%					
M'MEMBE Fred ,SP	36	0,23%	0,17%					
HAMUDUDU Highvie ,PNUP	33	0,21%	0,15%					
CHANDA Charles ,UPPZ	29	0,19%	0,14%					
CHISELA Lazarus ,ZUSD	22	0,14%	0,10%					

**Province: COPPERBELT**

Candidate	Votes Received	% Against Votes Cast	% Against Registered Voters	Rejected Ballot Papers	Rejected Ballot Papers %	Total Votes Cast	Total Registered Voters	Percentage Poll
TONGA Enock R ,3RD LM	16	0,10%	0,07%					
MUMBA Nevers ,MMD	15	0,10%	0,07%					
KATEKA Chishala ,NHP	14	0,09%	0,07%					
MWAMBA Musonda TS ,UNIP	13	0,08%	0,06%					
NYIRENDA Stephen ,NAREP	9	0,06%	0,04%					
SILUMBE Richard ,LM	6	0,04%	0,03%					
MWENDA Kasonde ,EFF	4	0,03%	0,02%					
TEMBO Sean ,PEP	2	0,01%	0,01%					
	<b>14,892</b>			<b>492</b>	<b>3,20%</b>	<b>15 384</b>	<b>21 459</b>	<b>71,69%</b>

**01020029 MASAITI**

HICHILEMA Hakainde ,UPND	12,138	53,39%	39,98%					
LUNGU Edgar ,PF	9,499	41,79%	31,29%					
BANDA Andyford M ,PAC	94	0,41%	0,31%					
KALABA Harry ,DP	50	0,22%	0,16%					
M'MEMBE Fred ,SP	47	0,21%	0,15%					
HAMUDUDU Highvie ,PNUP	43	0,19%	0,14%					
CHANDA Charles ,UPPZ	32	0,14%	0,11%					
KATEKA Chishala ,NHP	29	0,13%	0,10%					
MWAMBA Musonda TS ,UNIP	23	0,10%	0,08%					
CHISELA Lazarus ,ZUSD	16	0,07%	0,05%					
TEMBO Sean ,PEP	10	0,04%	0,03%					
TONGA Enock R ,3RD LM	8	0,04%	0,03%					
MWENDA Kasonde ,EFF	5	0,02%	0,02%					
MUMBA Nevers ,MMD	5	0,02%	0,02%					
SILUMBE Richard ,LM	2	0,01%	0,01%					



**Province: COPPERBELT**

Candidate	Votes Recieved	% Against Votes Cast	% Against Registered Voters	Rejected Ballot Papers	Rejected Ballot Papers %	Total Votes Cast	Total Registered Voters	Percentage Poll
NYIRENDA Stephen ,NAREP	2	0,01%	0,01%					
	<b>22,003</b>			<b>730</b>	<b>3,21%</b>	<b>22 733</b>	<b>30 361</b>	<b>74,88%</b>
<b>01020030 MPONGWE</b>								
HICHILEMA Hakainde ,UPND	20,509	65,78%	46,09%					
LUNGU Edgar ,PF	8,724	27,98%	19,61%					
BANDA Andyford M ,PAC	360	1,15%	0,81%					
KALABA Harry ,DP	148	0,47%	0,33%					
HAMUDUDU Highvie ,PNUP	80	0,26%	0,18%					
M'MEMBE Fred ,SP	67	0,21%	0,15%					
CHANDA Charles ,UPPZ	47	0,15%	0,11%					
KATEKA Chishala ,NHP	29	0,09%	0,07%					
CHISELA Lazarus ,ZUSD	24	0,08%	0,05%					
TONGA Enock R ,3RD LM	23	0,07%	0,05%					
MUMBA Nevers ,MMD	18	0,06%	0,04%					
TEMBO Sean ,PEP	13	0,04%	0,03%					
MWENDA Kasonde ,EFF	11	0,04%	0,02%					
MWAMBA Musonda TS ,UNIP	9	0,03%	0,02%					
SILUMBE Richard ,LM	8	0,03%	0,02%					
NYIRENDA Stephen ,NAREP	5	0,02%	0,01%					
	<b>30,075</b>			<b>1 103</b>	<b>3,54%</b>	<b>31 178</b>	<b>44 494</b>	<b>70,07%</b>
<b>01020031 KANKOYO</b>								
HICHILEMA Hakainde ,UPND	8,104	53,25%	39,54%					
LUNGU Edgar ,PF	6,721	44,16%	32,79%					
M'MEMBE Fred ,SP	45	0,30%	0,22%					
KALABA Harry ,DP	40	0,26%	0,20%					

**Province: COPPERBELT**

Candidate	Votes Recieved	% Against Votes Cast	% Against Registered Voters	Rejected Ballot Papers	Rejected Ballot Papers %	Total Votes Cast	Total Registered Voters	Percentage Poll
KATEKA Chishala ,NHP	28	0,18%	0,14%					
BANDA Andyford M ,PAC	18	0,12%	0,09%					
HAMUDUDU Highvie ,PNUP	18	0,12%	0,09%					
MUMBA Nevers ,MMD	8	0,05%	0,04%					
MWENDA Kasonde ,EFF	4	0,03%	0,02%					
CHANDA Charles ,UPPZ	4	0,03%	0,02%					
MWAMBA Musonda TS ,UNIP	4	0,03%	0,02%					
SILUMBE Richard ,LM	3	0,02%	0,01%					
TONGA Enock R ,3RD LM	2	0,01%	0,01%					
TEMBO Sean ,PEP	1	0,01%	0,00%					
CHISELA Lazarus ,ZUSD	0	0,00%	0,00%					
NYIRENDA Stephen ,NAREP	0	0,00%	0,00%					
	<b>15,000</b>			<b>219</b>	<b>1,44%</b>	<b>15 219</b>	<b>20 498</b>	<b>74,25%</b>

**01020032 KANTANSHI**

HICHILEMA Hakainde ,UPND	12,364	54,50%	40,47%					
LUNGU Edgar ,PF	9,717	42,83%	31,81%					
KALABA Harry ,DP	135	0,60%	0,44%					
BANDA Andyford M ,PAC	39	0,17%	0,13%					
MUMBA Nevers ,MMD	38	0,17%	0,12%					
KATEKA Chishala ,NHP	32	0,14%	0,10%					
M'MEMBE Fred ,SP	30	0,13%	0,10%					
HAMUDUDU Highvie ,PNUP	14	0,06%	0,05%					
TONGA Enock R ,3RD LM	12	0,05%	0,04%					
CHISELA Lazarus ,ZUSD	11	0,05%	0,04%					
MWAMBA Musonda TS ,UNIP	10	0,04%	0,03%					

**Province: COPPERBELT**

Candidate	Votes Recieved	% Against Votes Cast	% Against Registered Voters	Rejected Ballot Papers	Rejected Ballot Papers %	Total Votes Cast	Total Registered Voters	Percentage Poll
SILUMBE Richard ,LM	7	0,03%	0,02%					
CHANDA Charles ,UPPZ	7	0,03%	0,02%					
NYIRENDA Stephen ,NAREP	4	0,02%	0,01%					
TEMBO Sean ,PEP	3	0,01%	0,01%					
MWENDA Kasonde ,EFF	2	0,01%	0,01%					
	<b>22,425</b>			<b>262</b>	<b>1,15%</b>	<b>22 687</b>	<b>30 551</b>	<b>74,26%</b>

**01020033 MUFULIRA**

HICHILEMA Hakainde ,UPND	12,594	53,68%	38,84%					
LUNGU Edgar ,PF	10,110	43,09%	31,18%					
KALABA Harry ,DP	84	0,36%	0,26%					
BANDA Andyford M ,PAC	60	0,26%	0,19%					
HAMUDUDU Highvie ,PNUP	42	0,18%	0,13%					
MUMBA Nevers ,MMD	36	0,15%	0,11%					
M'MEMBE Fred ,SP	35	0,15%	0,11%					
KATEKA Chishala ,NHP	28	0,12%	0,09%					
CHANDA Charles ,UPPZ	16	0,07%	0,05%					
CHISELA Lazarus ,ZUSD	15	0,06%	0,05%					
TONGA Enock R ,3RD LM	10	0,04%	0,03%					
MWAMBA Musonda TS ,UNIP	9	0,04%	0,03%					
TEMBO Sean ,PEP	4	0,02%	0,01%					
MWENDA Kasonde ,EFF	3	0,01%	0,01%					
SILUMBE Richard ,LM	2	0,01%	0,01%					
NYIRENDA Stephen ,NAREP	2	0,01%	0,01%					

**23,050**

**413**

**1,76%**

**23 463**

**32 424**

**72,36%**

**01020034 BWANA MKUBWA**

**Province: COPPERBELT**

Candidate	Votes Recieved	% Against Votes Cast	% Against Registered Voters	Rejected Ballot Papers	Rejected Ballot Papers %	Total Votes Cast	Total Registered Voters	Percentage Poll
HICHILEMA Hakainde ,UPND	18,980	49,13%	35,40%					
LUNGU Edgar ,PF	18,536	47,98%	34,58%					
KALABA Harry ,DP	107	0,28%	0,20%					
CHANDA Charles ,UPPZ	59	0,15%	0,11%					
BANDA Andyford M ,PAC	58	0,15%	0,11%					
M'MEMBE Fred ,SP	56	0,14%	0,10%					
KATEKA Chishala ,NHP	56	0,14%	0,10%					
MUMBA Nevers ,MMD	50	0,13%	0,09%					
HAMUDUDU Highvie ,PNUP	33	0,09%	0,06%					
CHISELA Lazarus ,ZUSD	14	0,04%	0,03%					
MWAMBA Musonda TS ,UNIP	13	0,03%	0,02%					
SILUMBE Richard ,LM	11	0,03%	0,02%					
TONGA Enock R ,3RD LM	9	0,02%	0,02%					
NYIRENDA Stephen ,NAREP	6	0,02%	0,01%					
MWENDA Kasonde ,EFF	4	0,01%	0,01%					
TEMBO Sean ,PEP	3	0,01%	0,01%					
	<b>37,995</b>			<b>637</b>	<b>1,65%</b>	<b>38 632</b>	<b>53 610</b>	<b>72,06%</b>

**01020035 CHIFUBU**

HICHILEMA Hakainde ,UPND	19,932	52,17%	39,36%					
LUNGU Edgar ,PF	17,253	45,16%	34,07%					
KALABA Harry ,DP	127	0,33%	0,25%					
M'MEMBE Fred ,SP	64	0,17%	0,13%					
MUMBA Nevers ,MMD	49	0,13%	0,10%					
KATEKA Chishala ,NHP	48	0,13%	0,09%					
HAMUDUDU Highvie ,PNUP	43	0,11%	0,08%					

**Province: COPPERBELT**

Candidate	Votes Recieved	% Against Votes Cast	% Against Registered Voters	Rejected Ballot Papers	Rejected Ballot Papers %	Total Votes Cast	Total Registered Voters	Percentage Poll
BANDA Andyford M ,PAC	35	0,09%	0,07%					
MWAMBA Musonda TS ,UNIP	20	0,05%	0,04%					
CHANDA Charles ,UPPZ	18	0,05%	0,04%					
NYIRENDA Stephen ,NAREP	9	0,02%	0,02%					
CHISELA Lazarus ,ZUSD	7	0,02%	0,01%					
TONGA Enock R ,3RD LM	5	0,01%	0,01%					
SILUMBE Richard ,LM	4	0,01%	0,01%					
MWENDA Kasonde ,EFF	4	0,01%	0,01%					
TEMBO Sean ,PEP	4	0,01%	0,01%					
	<b>37,622</b>			<b>582</b>	<b>1,52%</b>	<b>38 204</b>	<b>50 639</b>	<b>75,44%</b>

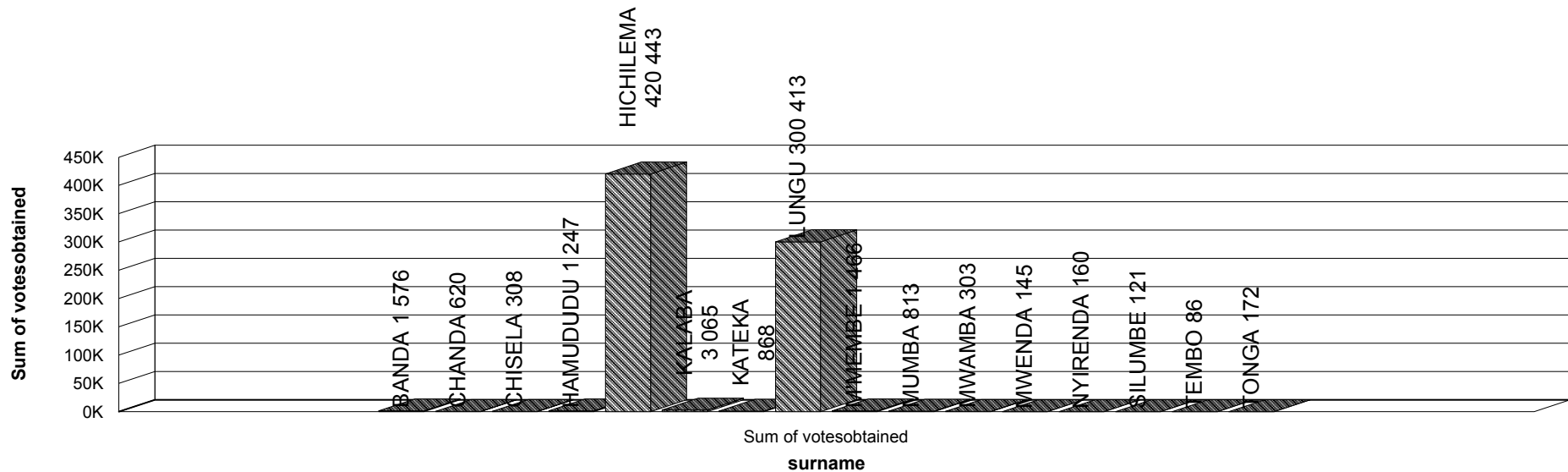
**01020036 KABUSHI**

LUNGU Edgar ,PF	19,176	51,69%	38,42%					
HICHILEMA Hakainde ,UPND	16,961	45,72%	33,98%					
KALABA Harry ,DP	135	0,36%	0,27%					
M'MEMBE Fred ,SP	107	0,29%	0,21%					
CHANDA Charles ,UPPZ	57	0,15%	0,11%					
BANDA Andyford M ,PAC	34	0,09%	0,07%					
KATEKA Chishala ,NHP	31	0,08%	0,06%					
MUMBA Nevers ,MMD	24	0,06%	0,05%					
HAMUDUDU Highvie ,PNUP	21	0,06%	0,04%					
MWAMBA Musonda TS ,UNIP	12	0,03%	0,02%					
NYIRENDA Stephen ,NAREP	8	0,02%	0,02%					
CHISELA Lazarus ,ZUSD	5	0,01%	0,01%					
MWENDA Kasonde ,EFF	5	0,01%	0,01%					
SILUMBE Richard ,LM	4	0,01%	0,01%					

**Province: COPPERBELT**

<b>Candidate</b>	<b>Votes Received</b>	<b>% Against Votes Cast</b>	<b>% Against Registered Voters</b>	<b>Rejected Ballot Papers</b>	<b>Rejected Ballot Papers %</b>	<b>Total Votes Cast</b>	<b>Total Registered Voters</b>	<b>Percentage Poll</b>
TONGA Enock R ,3RD LM	1	0,00%	0,00%					
TEMBO Sean ,PEP	0	0,00%	0,00%					
	<b>36,581</b>			<b>514</b>	<b>1,39%</b>	<b>37 095</b>	<b>49 908</b>	<b>74,33%</b>
<b>01020037 NDOLA CENTRAL</b>								
HICHILEMA Hakainde ,UPND	23,414	54,03%	37,75%					
LUNGU Edgar ,PF	18,486	42,66%	29,81%					
KALABA Harry ,DP	162	0,37%	0,26%					
M'MEMBE Fred ,SP	72	0,17%	0,12%					
KATEKA Chishala ,NHP	57	0,13%	0,09%					
MUMBA Nevers ,MMD	54	0,12%	0,09%					
BANDA Andyford M ,PAC	47	0,11%	0,08%					
HAMUDUDU Highvie ,PNUP	45	0,10%	0,07%					
CHISELA Lazarus ,ZUSD	24	0,06%	0,04%					
MWAMBA Musonda TS ,UNIP	19	0,04%	0,03%					
CHANDA Charles ,UPPZ	16	0,04%	0,03%					
NYIRENDA Stephen ,NAREP	13	0,03%	0,02%					
MWENDA Kasonde ,EFF	10	0,02%	0,02%					
SILUMBE Richard ,LM	6	0,01%	0,01%					
TONGA Enock R ,3RD LM	4	0,01%	0,01%					
TEMBO Sean ,PEP	2	0,00%	0,00%					
	<b>42,431</b>			<b>902</b>	<b>2,08%</b>	<b>43 333</b>	<b>62 018</b>	<b>69,87%</b>

COPPERBELT Province:	Votes Recieved	% Against Votes Cast	% Against Registered Voters	Rejected Ballot Papers	Rejected Ballot Papers %	Total Votes Cast	Total Registered Voters	Percentage Poll
Candidate								
HICHILEMA Hakainde	420,443	56,39%	40,98%					
LUNGU Edgar	300,413	40,29%	29,28%					
KALABA Harry	3,065	0,41%	0,30%					
BANDA Andyford M	1,576	0,21%	0,15%					
M'MEMBE Fred	1,466	0,20%	0,14%					
HAMUDUDU Highvie	1,247	0,17%	0,12%					
KATEKA Chishala	868	0,12%	0,08%					
MUMBA Nevers	813	0,11%	0,08%					
CHANDA Charles	620	0,08%	0,06%					
CHISELA Lazarus	308	0,04%	0,03%					
MWAMBA Musonda TS	303	0,04%	0,03%					
TONGA Enoch R	172	0,02%	0,02%					
NYIRENDA Stephen	160	0,02%	0,02%					
MWENDA Kasonde	145	0,02%	0,01%					
SILUMBE Richard	121	0,02%	0,01%					
TEMBO Sean	86	0,01%	0,01%					
				13,748	1,84%	745,554	1,025,897	72,67%



**Province: EASTERN**

<b>Candidate</b>	<b>Votes Received</b>	<b>% Against Votes Cast</b>	<b>% Against Registered Voters</b>	<b>Rejected Ballot Papers</b>	<b>Rejected Ballot Papers %</b>	<b>Total Votes Cast</b>	<b>Total Registered Voters</b>	<b>Percentage Poll</b>
<b>01030038 CHADIZA</b>								
HICHILEMA Hakainde ,UPND	16,369	54,33%	36,56%					
LUNGU Edgar ,PF	10,754	35,69%	24,02%					
BANDA Andyford M ,PAC	384	1,27%	0,86%					
KALABA Harry ,DP	184	0,61%	0,41%					
CHISELA Lazarus ,ZUSD	181	0,60%	0,40%					
HAMUDUDU Highvie ,PNUP	122	0,40%	0,27%					
CHANDA Charles ,UPPZ	119	0,39%	0,27%					
M'MEMBE Fred ,SP	91	0,30%	0,20%					
MUMBA Nevers ,MMD	86	0,29%	0,19%					
TONGA Enock R ,3RD LM	73	0,24%	0,16%					
KATEKA Chishala ,NHP	68	0,23%	0,15%					
MWAMBA Musonda TS ,UNIP	49	0,16%	0,11%					
TEMBO Sean ,PEP	44	0,15%	0,10%					
MWENDA Kasonde ,EFF	32	0,11%	0,07%					
SILUMBE Richard ,LM	21	0,07%	0,05%					
NYIRENDA Stephen ,NAREP	20	0,07%	0,04%					
	<b>28,597</b>			<b>1 534</b>	<b>5,09%</b>	<b>30 131</b>	<b>44 779</b>	<b>67,29%</b>
<b>01030039 CHIPANGALI</b>								
LUNGU Edgar ,PF	22,732	59,05%	32,42%					
HICHILEMA Hakainde ,UPND	12,965	33,68%	18,49%					
BANDA Andyford M ,PAC	472	1,23%	0,67%					
M'MEMBE Fred ,SP	233	0,61%	0,33%					
KALABA Harry ,DP	177	0,46%	0,25%					
CHANDA Charles ,UPPZ	162	0,42%	0,23%					



**Province: EASTERN**

<b>Candidate</b>	<b>Votes Recieved</b>	<b>% Against Votes Cast</b>	<b>% Against Registered Voters</b>	<b>Rejected Ballot Papers</b>	<b>Rejected Ballot Papers %</b>	<b>Total Votes Cast</b>	<b>Total Registered Voters</b>	<b>Percentage Poll</b>
HAMUDUDU Highvie ,PNUP	116	0,30%	0,17%					
CHISELA Lazarus ,ZUSD	115	0,30%	0,16%					
KATEKA Chishala ,NHP	100	0,26%	0,14%					
MUMBA Nevers ,MMD	52	0,14%	0,07%					
TONGA Enock R ,3RD LM	51	0,13%	0,07%					
MWAMBA Musonda TS ,UNIP	49	0,13%	0,07%					
TEMBO Sean ,PEP	32	0,08%	0,05%					
MWENDA Kasonde ,EFF	22	0,06%	0,03%					
SILUMBE Richard ,LM	18	0,05%	0,03%					
NYIRENDA Stephen ,NAREP	16	0,04%	0,02%					
	<b>37,312</b>			<b>1 182</b>	<b>3,07%</b>	<b>38 494</b>	<b>70 113</b>	<b>54,90%</b>

**01030040 CHIPATA CENTRAL**

LUNGU Edgar ,PF	24,285	48,31%	29,42%					
HICHILEMA Hakainde ,UPND	24,017	47,78%	29,09%					
BANDA Andyford M ,PAC	278	0,55%	0,34%					
KALABA Harry ,DP	187	0,37%	0,23%					
M'MEMBE Fred ,SP	101	0,20%	0,12%					
KATEKA Chishala ,NHP	92	0,18%	0,11%					
NYIRENDA Stephen ,NAREP	73	0,15%	0,09%					
HAMUDUDU Highvie ,PNUP	67	0,13%	0,08%					
CHANDA Charles ,UPPZ	56	0,11%	0,07%					
MUMBA Nevers ,MMD	55	0,11%	0,07%					
MWAMBA Musonda TS ,UNIP	50	0,10%	0,06%					
CHISELA Lazarus ,ZUSD	46	0,09%	0,06%					
TONGA Enock R ,3RD LM	20	0,04%	0,02%					

**Province: EASTERN**

<b>Candidate</b>	<b>Votes Received</b>	<b>% Against Votes Cast</b>	<b>% Against Registered Voters</b>	<b>Rejected Ballot Papers</b>	<b>Rejected Ballot Papers %</b>	<b>Total Votes Cast</b>	<b>Total Registered Voters</b>	<b>Percentage Poll</b>
SILUMBE Richard ,LM	18	0,04%	0,02%					
TEMBO Sean ,PEP	8	0,02%	0,01%					
MWENDA Kasonde ,EFF	6	0,01%	0,01%					
	<b>49,359</b>			<b>907</b>	<b>1,80%</b>	<b>50 266</b>	<b>82 550</b>	<b>60,89%</b>
<b>01030041 KASENENGWA</b>								
LUNGU Edgar ,PF	17,334	52,20%	32,89%					
HICHILEMA Hakainde ,UPND	12,711	38,28%	24,12%					
BANDA Andyford M ,PAC	749	2,26%	1,42%					
CHANDA Charles ,UPPZ	243	0,73%	0,46%					
M'MEMBE Fred ,SP	232	0,70%	0,44%					
KALABA Harry ,DP	144	0,43%	0,27%					
CHISELA Lazarus ,ZUSD	123	0,37%	0,23%					
KATEKA Chishala ,NHP	106	0,32%	0,20%					
HAMUDUDU Highvie ,PNUP	103	0,31%	0,20%					
MWAMBA Musonda TS ,UNIP	74	0,22%	0,14%					
MUMBA Nevers ,MMD	61	0,18%	0,12%					
TONGA Enock R ,3RD LM	60	0,18%	0,11%					
TEMBO Sean ,PEP	49	0,15%	0,09%					
MWENDA Kasonde ,EFF	35	0,11%	0,07%					
SILUMBE Richard ,LM	19	0,06%	0,04%					
NYIRENDA Stephen ,NAREP	18	0,05%	0,03%					
	<b>32,061</b>			<b>1 143</b>	<b>3,44%</b>	<b>33 204</b>	<b>52 697</b>	<b>63,01%</b>
<b>01030042 LUANGENI</b>								
LUNGU Edgar ,PF	15,482	55,34%	38,82%					
HICHILEMA Hakainde ,UPND	10,817	38,67%	27,12%					

Province: EASTERN

Candidate	Votes Recieved	% Against Votes Cast	% Against Registered Voters	Rejected Ballot Papers	Rejected Ballot Papers %	Total Votes Cast	Total Registered Voters	Percentage Poll
BANDA Andyford M ,PAC	258	0,92%	0,65%					
CHANDA Charles ,UPPZ	118	0,42%	0,30%					
M'MEMBE Fred ,SP	117	0,42%	0,29%					
KALABA Harry ,DP	98	0,35%	0,25%					
HAMUDUDU Highvie ,PNUP	76	0,27%	0,19%					
CHISELA Lazarus ,ZUSD	71	0,25%	0,18%					
KATEKA Chishala ,NHP	69	0,25%	0,17%					
MUMBA Nevers ,MMD	32	0,11%	0,08%					
TONGA Enock R ,3RD LM	30	0,11%	0,08%					
MWAMBA Musonda TS ,UNIP	23	0,08%	0,06%					
MWENDA Kasonde ,EFF	16	0,06%	0,04%					
SILUMBE Richard ,LM	16	0,06%	0,04%					
TEMBO Sean ,PEP	12	0,04%	0,03%					
NYIRENDA Stephen ,NAREP	10	0,04%	0,03%					
	<b>27,245</b>			<b>730</b>	<b>2,61%</b>	<b>27 975</b>	<b>39 883</b>	<b>70,14%</b>

**01030043 MILANZI**

LUNGU Edgar ,PF	10,929	48,56%	32,59%					
HICHILEMA Hakainde ,UPND	8,888	39,49%	26,50%					
BANDA Andyford M ,PAC	518	2,30%	1,54%					
KATEKA Chishala ,NHP	165	0,73%	0,49%					
CHANDA Charles ,UPPZ	158	0,70%	0,47%					
CHISELA Lazarus ,ZUSD	157	0,70%	0,47%					
KALABA Harry ,DP	137	0,61%	0,41%					
M'MEMBE Fred ,SP	125	0,56%	0,37%					
HAMUDUDU Highvie ,PNUP	110	0,49%	0,33%					

**Province: EASTERN**

<b>Candidate</b>	<b>Votes Recieved</b>	<b>% Against Votes Cast</b>	<b>% Against Registered Voters</b>	<b>Rejected Ballot Papers</b>	<b>Rejected Ballot Papers %</b>	<b>Total Votes Cast</b>	<b>Total Registered Voters</b>	<b>Percentage Poll</b>
TONGA Enock R ,3RD LM	103	0,46%	0,31%					
MUMBA Nevers ,MMD	63	0,28%	0,19%					
TEMBO Sean ,PEP	61	0,27%	0,18%					
MWAMBA Musonda TS ,UNIP	60	0,27%	0,18%					
MWENDA Kasonde ,EFF	37	0,16%	0,11%					
SILUMBE Richard ,LM	21	0,09%	0,06%					
NYIRENDA Stephen ,NAREP	19	0,08%	0,06%					
	<b>21,551</b>			<b>956</b>	<b>4,25%</b>	<b>22 507</b>	<b>33 535</b>	<b>67,11%</b>

**01030044 MKAIKA**

LUNGU Edgar ,PF	14,265	47,77%	30,34%					
HICHILEMA Hakainde ,UPND	13,004	43,55%	27,66%					
BANDA Andyford M ,PAC	364	1,22%	0,77%					
KALABA Harry ,DP	193	0,65%	0,41%					
M'MEMBE Fred ,SP	176	0,59%	0,37%					
CHANDA Charles ,UPPZ	137	0,46%	0,29%					
CHISELA Lazarus ,ZUSD	121	0,41%	0,26%					
KATEKA Chishala ,NHP	102	0,34%	0,22%					
HAMUDUDU Highvie ,PNUP	100	0,33%	0,21%					
MUMBA Nevers ,MMD	99	0,33%	0,21%					
MWAMBA Musonda TS ,UNIP	56	0,19%	0,12%					
TONGA Enock R ,3RD LM	53	0,18%	0,11%					
MWENDA Kasonde ,EFF	33	0,11%	0,07%					
TEMBO Sean ,PEP	29	0,10%	0,06%					
NYIRENDA Stephen ,NAREP	29	0,10%	0,06%					
SILUMBE Richard ,LM	22	0,07%	0,05%					

**Province: EASTERN**

Candidate	Votes Recieved	% Against Votes Cast	% Against Registered Voters	Rejected Ballot Papers	Rejected Ballot Papers %	Total Votes Cast	Total Registered Voters	Percentage Poll
	<b>28,783</b>			<b>1 077</b>	<b>3,61%</b>	<b>29 860</b>	<b>47 017</b>	<b>63,51%</b>
<b>01030045 CHASEFU</b>								
LUNGU Edgar ,PF	18,222	48,98%	30,97%					
HICHILEMA Hakainde ,UPND	15,551	41,80%	26,43%					
BANDA Andyford M ,PAC	563	1,51%	0,96%					
CHANDA Charles ,UPPZ	250	0,67%	0,42%					
KATEKA Chishala ,NHP	194	0,52%	0,33%					
KALABA Harry ,DP	173	0,47%	0,29%					
TONGA Enock R ,3RD LM	164	0,44%	0,28%					
M'MEMBE Fred ,SP	162	0,44%	0,28%					
CHISELA Lazarus ,ZUSD	137	0,37%	0,23%					
HAMUDUDU Highvie ,PNUP	120	0,32%	0,20%					
NYIRENDA Stephen ,NAREP	100	0,27%	0,17%					
MWAMBA Musonda TS ,UNIP	93	0,25%	0,16%					
MUMBA Nevers ,MMD	78	0,21%	0,13%					
TEMBO Sean ,PEP	73	0,20%	0,12%					
SILUMBE Richard ,LM	29	0,08%	0,05%					
MWENDA Kasonde ,EFF	27	0,07%	0,05%					
	<b>35,936</b>			<b>1 267</b>	<b>3,41%</b>	<b>37 203</b>	<b>58 847</b>	<b>63,22%</b>
<b>01030046 LUMEZI</b>								
LUNGU Edgar ,PF	20,072	58,86%	37,55%					
HICHILEMA Hakainde ,UPND	11,267	33,04%	21,08%					
BANDA Andyford M ,PAC	306	0,90%	0,57%					
M'MEMBE Fred ,SP	271	0,79%	0,51%					
KALABA Harry ,DP	207	0,61%	0,39%					

Province: EASTERN

Candidate	Votes Recieved	% Against Votes Cast	% Against Registered Voters	Rejected Ballot Papers	Rejected Ballot Papers %	Total Votes Cast	Total Registered Voters	Percentage Poll
NYIRENDA Stephen ,NAREP	162	0,48%	0,30%					
CHISELA Lazarus ,ZUSD	106	0,31%	0,20%					
TONGA Enock R ,3RD LM	105	0,31%	0,20%					
HAMUDUDU Highvie ,PNUP	101	0,30%	0,19%					
CHANDA Charles ,UPPZ	95	0,28%	0,18%					
KATEKA Chishala ,NHP	87	0,26%	0,16%					
MUMBA Nevers ,MMD	61	0,18%	0,11%					
MWAMBA Musonda TS ,UNIP	60	0,18%	0,11%					
TEMBO Sean ,PEP	53	0,16%	0,10%					
MWENDA Kasonde ,EFF	23	0,07%	0,04%					
SILUMBE Richard ,LM	18	0,05%	0,03%					
	<b>32,994</b>			<b>1 110</b>	<b>3,25%</b>	<b>34 104</b>	<b>53 451</b>	<b>63,80%</b>

01030047 LUNDAZI

LUNGU Edgar ,PF	24,323	56,79%	36,32%					
HICHILEMA Hakainde ,UPND	14,929	34,86%	22,29%					
BANDA Andyford M ,PAC	482	1,13%	0,72%					
KALABA Harry ,DP	189	0,44%	0,28%					
KATEKA Chishala ,NHP	185	0,43%	0,28%					
M'MEMBE Fred ,SP	149	0,35%	0,22%					
CHISELA Lazarus ,ZUSD	123	0,29%	0,18%					
CHANDA Charles ,UPPZ	110	0,26%	0,16%					
MWAMBA Musonda TS ,UNIP	100	0,23%	0,15%					
HAMUDUDU Highvie ,PNUP	86	0,20%	0,13%					
TEMBO Sean ,PEP	85	0,20%	0,13%					
MUMBA Nevers ,MMD	76	0,18%	0,11%					

Province: EASTERN

Candidate	Votes Received	% Against Votes Cast	% Against Registered Voters	Rejected Ballot Papers	Rejected Ballot Papers %	Total Votes Cast	Total Registered Voters	Percentage Poll
TONGA Enock R ,3RD LM	66	0,15%	0,10%					
NYIRENDA Stephen ,NAREP	37	0,09%	0,06%					
MWENDA Kasonde ,EFF	27	0,06%	0,04%					
SILUMBE Richard ,LM	21	0,05%	0,03%					
	<b>40,988</b>			<b>1 838</b>	<b>4,29%</b>	<b>42 826</b>	<b>66 972</b>	<b>63,95%</b>

**01030048 MALAMBO**

HICHILEMA Hakainde ,UPND	16,169	51,32%	35,83%					
LUNGU Edgar ,PF	13,347	42,36%	29,57%					
BANDA Andyford M ,PAC	194	0,62%	0,43%					
KALABA Harry ,DP	142	0,45%	0,31%					
HAMUDUDU Highvie ,PNUP	94	0,30%	0,21%					
KATEKA Chishala ,NHP	82	0,26%	0,18%					
M'MEMBE Fred ,SP	73	0,23%	0,16%					
CHANDA Charles ,UPPZ	60	0,19%	0,13%					
CHISELA Lazarus ,ZUSD	54	0,17%	0,12%					
TONGA Enock R ,3RD LM	49	0,16%	0,11%					
MUMBA Nevers ,MMD	44	0,14%	0,10%					
TEMBO Sean ,PEP	39	0,12%	0,09%					
NYIRENDA Stephen ,NAREP	36	0,11%	0,08%					
MWAMBA Musonda TS ,UNIP	29	0,09%	0,06%					
MWENDA Kasonde ,EFF	20	0,06%	0,04%					
SILUMBE Richard ,LM	15	0,05%	0,03%					

**30,447**

**1 059**

**3,36%**

**31 506**

**45 130**

**69,81%**

**01030049 NYIMBA**

LUNGU Edgar ,PF	21,288	60,65%	39,96%					
-----------------	--------	--------	--------	--	--	--	--	--

**Province: EASTERN**

Candidate	Votes Recieved	% Against Votes Cast	% Against Registered Voters	Rejected Ballot Papers	Rejected Ballot Papers %	Total Votes Cast	Total Registered Voters	Percentage Poll
HICHILEMA Hakainde ,UPND	11,446	32,61%	21,48%					
BANDA Andyford M ,PAC	340	0,97%	0,64%					
M'MEMBE Fred ,SP	197	0,56%	0,37%					
NYIRENDA Stephen ,NAREP	131	0,37%	0,25%					
KALABA Harry ,DP	125	0,36%	0,23%					
KATEKA Chishala ,NHP	100	0,28%	0,19%					
HAMUDUDU Highvie ,PNUP	91	0,26%	0,17%					
CHANDA Charles ,UPPZ	85	0,24%	0,16%					
CHISELA Lazarus ,ZUSD	84	0,24%	0,16%					
TONGA Enock R ,3RD LM	69	0,20%	0,13%					
TEMBO Sean ,PEP	50	0,14%	0,09%					
MUMBA Nevers ,MMD	42	0,12%	0,08%					
MWAMBA Musonda TS ,UNIP	28	0,08%	0,05%					
SILUMBE Richard ,LM	15	0,04%	0,03%					
MWENDA Kasonde ,EFF	14	0,04%	0,03%					
	<b>34,105</b>			<b>995</b>	<b>2,83%</b>	<b>35 100</b>	<b>53 277</b>	<b>65,88%</b>

**01030050 KAUMBWE**

LUNGU Edgar ,PF	10,728	66,54%	35,16%					
HICHILEMA Hakainde ,UPND	3,773	23,40%	12,37%					
BANDA Andyford M ,PAC	272	1,69%	0,89%					
M'MEMBE Fred ,SP	75	0,47%	0,25%					
KATEKA Chishala ,NHP	66	0,41%	0,22%					
KALABA Harry ,DP	61	0,38%	0,20%					
CHANDA Charles ,UPPZ	60	0,37%	0,20%					
TONGA Enock R ,3RD LM	59	0,37%	0,19%					



**Province: EASTERN**

Candidate	Votes Recieved	% Against Votes Cast	% Against Registered Voters	Rejected Ballot Papers	Rejected Ballot Papers %	Total Votes Cast	Total Registered Voters	Percentage Poll
CHISELA Lazarus ,ZUSD	48	0,30%	0,16%					
TEMBO Sean ,PEP	33	0,20%	0,11%					
HAMUDUDU Highvie ,PNUP	32	0,20%	0,10%					
MUMBA Nevers ,MMD	26	0,16%	0,09%					
NYIRENDA Stephen ,NAREP	18	0,11%	0,06%					
MWAMBA Musonda TS ,UNIP	18	0,11%	0,06%					
SILUMBE Richard ,LM	13	0,08%	0,04%					
MWENDA Kasonde ,EFF	9	0,06%	0,03%					
	<b>15,291</b>			<b>831</b>	<b>5,15%</b>	<b>16 122</b>	<b>30 509</b>	<b>52,84%</b>

**01030051 MSANZALA**

LUNGU Edgar ,PF	15,688	60,93%	37,80%					
HICHILEMA Hakainde ,UPND	8,021	31,15%	19,33%					
BANDA Andyford M ,PAC	381	1,48%	0,92%					
CHANDA Charles ,UPPZ	146	0,57%	0,35%					
KALABA Harry ,DP	134	0,52%	0,32%					
KATEKA Chishala ,NHP	114	0,44%	0,27%					
CHISELA Lazarus ,ZUSD	111	0,43%	0,27%					
M'MEMBE Fred ,SP	97	0,38%	0,23%					
HAMUDUDU Highvie ,PNUP	63	0,24%	0,15%					
TONGA Enock R ,3RD LM	45	0,17%	0,11%					
MUMBA Nevers ,MMD	30	0,12%	0,07%					
TEMBO Sean ,PEP	25	0,10%	0,06%					
MWAMBA Musonda TS ,UNIP	22	0,09%	0,05%					
SILUMBE Richard ,LM	13	0,05%	0,03%					
MWENDA Kasonde ,EFF	12	0,05%	0,03%					

Province: EASTERN

Candidate	Votes Recieved	% Against Votes Cast	% Against Registered Voters	Rejected Ballot Papers	Rejected Ballot Papers %	Total Votes Cast	Total Registered Voters	Percentage Poll
NYIRENDA Stephen ,NAREP	10	0,04%	0,02%					
	<b>24,912</b>			<b>836</b>	<b>3,25%</b>	<b>25 748</b>	<b>41 500</b>	<b>62,04%</b>
<b>01030052 PETAUKE</b>								
LUNGU Edgar ,PF	31,232	67,92%	44,55%					
HICHILEMA Hakainde ,UPND	10,970	23,86%	15,65%					
BANDA Andyford M ,PAC	607	1,32%	0,87%					
M'MEMBE Fred ,SP	151	0,33%	0,22%					
KATEKA Chishala ,NHP	136	0,30%	0,19%					
TONGA Enock R ,3RD LM	127	0,28%	0,18%					
CHANDA Charles ,UPPZ	105	0,23%	0,15%					
KALABA Harry ,DP	104	0,23%	0,15%					
CHISELA Lazarus ,ZUSD	100	0,22%	0,14%					
HAMUDUDU Highvie ,PNUP	90	0,20%	0,13%					
MWAMBA Musonda TS ,UNIP	51	0,11%	0,07%					
TEMBO Sean ,PEP	49	0,11%	0,07%					
NYIRENDA Stephen ,NAREP	46	0,10%	0,07%					
SILUMBE Richard ,LM	39	0,08%	0,06%					
MUMBA Nevers ,MMD	38	0,08%	0,05%					
MWENDA Kasonde ,EFF	24	0,05%	0,03%					
	<b>43,869</b>			<b>2 116</b>	<b>4,60%</b>	<b>45 985</b>	<b>70 112</b>	<b>65,59%</b>
<b>01030053 KAPOCHE</b>								
LUNGU Edgar ,PF	17,607	63,67%	39,39%					
HICHILEMA Hakainde ,UPND	7,141	25,82%	15,98%					
BANDA Andyford M ,PAC	696	2,52%	1,56%					
KALABA Harry ,DP	216	0,78%	0,48%					

**Province: EASTERN**

Candidate	Votes Recieved	% Against Votes Cast	% Against Registered Voters	Rejected Ballot Papers	Rejected Ballot Papers %	Total Votes Cast	Total Registered Voters	Percentage Poll
CHANDA Charles ,UPPZ	165	0,60%	0,37%					
CHISELA Lazarus ,ZUSD	129	0,47%	0,29%					
M'MEMBE Fred ,SP	105	0,38%	0,23%					
KATEKA Chishala ,NHP	99	0,36%	0,22%					
HAMUDUDU Highvie ,PNUP	88	0,32%	0,20%					
TONGA Enock R ,3RD LM	60	0,22%	0,13%					
MUMBA Nevers ,MMD	48	0,17%	0,11%					
MWAMBA Musonda TS ,UNIP	45	0,16%	0,10%					
TEMBO Sean ,PEP	40	0,14%	0,09%					
MWENDA Kasonde ,EFF	21	0,08%	0,05%					
SILUMBE Richard ,LM	16	0,06%	0,04%					
NYIRENDA Stephen ,NAREP	9	0,03%	0,02%					
	<b>26,485</b>			<b>1 169</b>	<b>4,23%</b>	<b>27 654</b>	<b>44 696</b>	<b>61,87%</b>

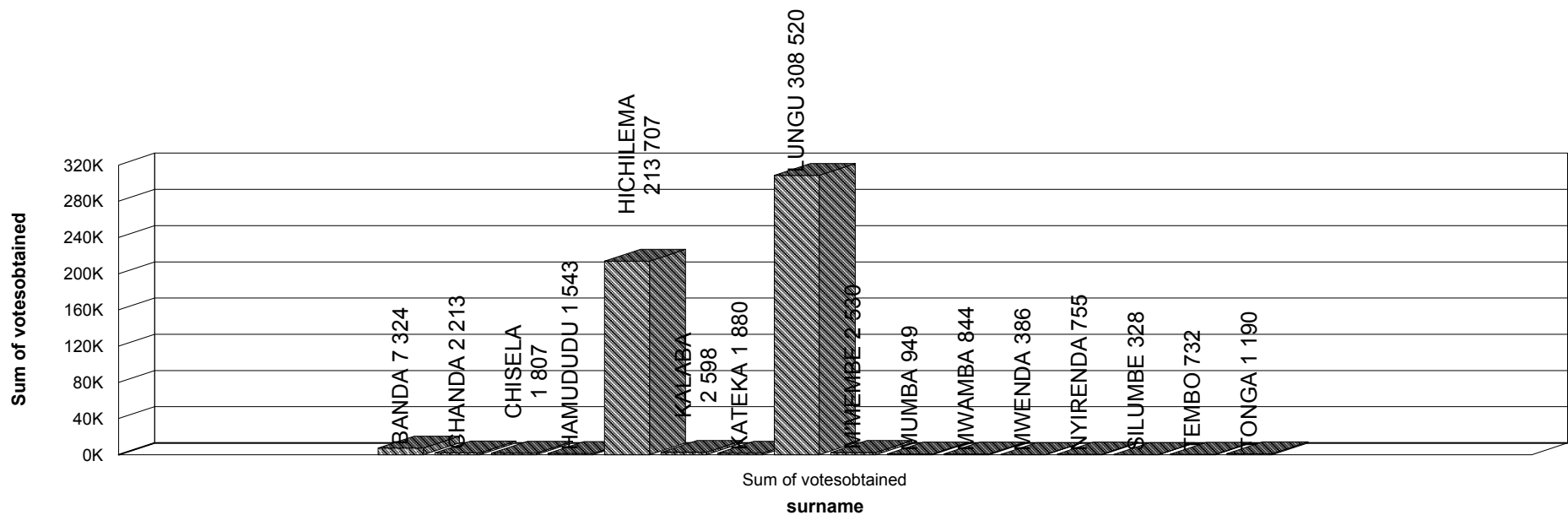
**01030054 SINDA**

HICHILEMA Hakainde ,UPND	10,856	47,39%	32,56%					
LUNGU Edgar ,PF	9,811	42,83%	29,42%					
BANDA Andyford M ,PAC	272	1,19%	0,82%					
KALABA Harry ,DP	93	0,41%	0,28%					
CHANDA Charles ,UPPZ	93	0,41%	0,28%					
M'MEMBE Fred ,SP	86	0,38%	0,26%					
HAMUDUDU Highvie ,PNUP	57	0,25%	0,17%					
CHISELA Lazarus ,ZUSD	57	0,25%	0,17%					
KATEKA Chishala ,NHP	43	0,19%	0,13%					
TONGA Enock R ,3RD LM	43	0,19%	0,13%					
TEMBO Sean ,PEP	27	0,12%	0,08%					

**Province: EASTERN**

<b>Candidate</b>	<b>Votes Received</b>	<b>% Against Votes Cast</b>	<b>% Against Registered Voters</b>	<b>Rejected Ballot Papers</b>	<b>Rejected Ballot Papers %</b>	<b>Total Votes Cast</b>	<b>Total Registered Voters</b>	<b>Percentage Poll</b>
MWAMBA Musonda TS ,UNIP	24	0,10%	0,07%					
MWENDA Kasonde ,EFF	23	0,10%	0,07%					
MUMBA Nevers ,MMD	19	0,08%	0,06%					
NYIRENDA Stephen ,NAREP	17	0,07%	0,05%					
SILUMBE Richard ,LM	10	0,04%	0,03%					
	<b>21,531</b>			<b>1 375</b>	<b>6,00%</b>	<b>22 906</b>	<b>33 346</b>	<b>68,69%</b>
<b>01030055 VUBWI</b>								
LUNGU Edgar ,PF	10,421	62,54%	37,32%					
HICHILEMA Hakainde ,UPND	4,813	28,89%	17,24%					
BANDA Andyford M ,PAC	188	1,13%	0,67%					
M'MEMBE Fred ,SP	89	0,53%	0,32%					
KATEKA Chishala ,NHP	72	0,43%	0,26%					
CHANDA Charles ,UPPZ	51	0,31%	0,18%					
CHISELA Lazarus ,ZUSD	44	0,26%	0,16%					
MUMBA Nevers ,MMD	39	0,23%	0,14%					
KALABA Harry ,DP	34	0,20%	0,12%					
HAMUDUDU Highvie ,PNUP	27	0,16%	0,10%					
TEMBO Sean ,PEP	23	0,14%	0,08%					
MWAMBA Musonda TS ,UNIP	13	0,08%	0,05%					
TONGA Enock R ,3RD LM	13	0,08%	0,05%					
MWENDA Kasonde ,EFF	5	0,03%	0,02%					
SILUMBE Richard ,LM	4	0,02%	0,01%					
NYIRENDA Stephen ,NAREP	4	0,02%	0,01%					
	<b>15,840</b>			<b>822</b>	<b>4,93%</b>	<b>16 662</b>	<b>27 925</b>	<b>59,67%</b>

EASTERN Province:	Votes Recieved	% Against Votes Cast	% Against Registered Voters	Rejected Ballot Papers	Rejected Ballot Papers %	Total Votes Cast	Total Registered Voters	Percentage Poll
Candidate								
LUNGU Edgar	308,520	54,29%	34,42%					
HICHILEMA Hakainde	213,707	37,61%	23,84%					
BANDA Andyford M	7,324	1,29%	0,82%					
KALABA Harry	2,598	0,46%	0,29%					
M'MEMBE Fred	2,530	0,45%	0,28%					
CHANDA Charles	2,213	0,39%	0,25%					
KATEKA Chishala	1,880	0,33%	0,21%					
CHISELA Lazarus	1,807	0,32%	0,20%					
HAMUDUDU Highvie	1,543	0,27%	0,17%					
TONGA Enoch R	1,190	0,21%	0,13%					
MUMBA Nevers	949	0,17%	0,11%					
MWAMBA Musonda TS	844	0,15%	0,09%					
NYIRENDA Stephen	755	0,13%	0,08%					
TEMBO Sean	732	0,13%	0,08%					
MWENDA Kasonde	386	0,07%	0,04%					
SILUMBE Richard	328	0,06%	0,04%					
				20,947	3,69%	568,253	896,339	63,40%



**Province: LUAPULA**

Candidate	Votes Received	% Against Votes Cast	% Against Registered Voters	Rejected Ballot Papers	Rejected Ballot Papers %	Total Votes Cast	Total Registered Voters	Percentage Poll
<b>01040056 CHEMBE</b>								
LUNGU Edgar ,PF	6,014	52,38%	32,34%					
HICHILEMA Hakainde ,UPND	3,994	34,78%	21,48%					
KALABA Harry ,DP	772	6,72%	4,15%					
BANDA Andyford M ,PAC	83	0,72%	0,45%					
M'MEMBE Fred ,SP	73	0,64%	0,39%					
KATEKA Chishala ,NHP	35	0,30%	0,19%					
CHANDA Charles ,UPPZ	27	0,24%	0,15%					
HAMUDUDU Highvie ,PNUP	14	0,12%	0,08%					
CHISELA Lazarus ,ZUSD	13	0,11%	0,07%					
MWAMBA Musonda TS ,UNIP	12	0,10%	0,06%					
TONGA Enock R ,3RD LM	12	0,10%	0,06%					
MUMBA Nevers ,MMD	11	0,10%	0,06%					
SILUMBE Richard ,LM	7	0,06%	0,04%					
MWENDA Kasonde ,EFF	5	0,04%	0,03%					
NYIRENDA Stephen ,NAREP	4	0,03%	0,02%					
TEMBO Sean ,PEP	2	0,02%	0,01%					
	<b>11,078</b>			<b>404</b>	<b>3,52%</b>	<b>11 482</b>	<b>18 594</b>	<b>61,75%</b>
<b>01040057 CHIENGE</b>								
HICHILEMA Hakainde ,UPND	18,884	51,12%	29,10%					
LUNGU Edgar ,PF	15,075	40,81%	23,23%					
KALABA Harry ,DP	462	1,25%	0,71%					
BANDA Andyford M ,PAC	247	0,67%	0,38%					
M'MEMBE Fred ,SP	203	0,55%	0,31%					
KATEKA Chishala ,NHP	162	0,44%	0,25%					

**Province: LUAPULA**

<b>Candidate</b>	<b>Votes Recieved</b>	<b>% Against Votes Cast</b>	<b>% Against Registered Voters</b>	<b>Rejected Ballot Papers</b>	<b>Rejected Ballot Papers %</b>	<b>Total Votes Cast</b>	<b>Total Registered Voters</b>	<b>Percentage Poll</b>
CHISELA Lazarus ,ZUSD	120	0,32%	0,18%					
HAMUDUDU Highvie ,PNUP	75	0,20%	0,12%					
CHANDA Charles ,UPPZ	60	0,16%	0,09%					
MUMBA Nevers ,MMD	44	0,12%	0,07%					
TONGA Enock R ,3RD LM	39	0,11%	0,06%					
MWAMBA Musonda TS ,UNIP	35	0,09%	0,05%					
MWENDA Kasonde ,EFF	27	0,07%	0,04%					
SILUMBE Richard ,LM	23	0,06%	0,04%					
TEMBO Sean ,PEP	20	0,05%	0,03%					
NYIRENDA Stephen ,NAREP	13	0,04%	0,02%					
	<b>35,489</b>			<b>1 449</b>	<b>3,92%</b>	<b>36 938</b>	<b>64 890</b>	<b>56,92%</b>

**01040058 CHIPILI**

LUNGU Edgar ,PF	10,047	63,30%	50,93%					
HICHILEMA Hakainde ,UPND	4,789	30,17%	24,27%					
KALABA Harry ,DP	142	0,89%	0,72%					
BANDA Andyford M ,PAC	83	0,52%	0,42%					
M'MEMBE Fred ,SP	76	0,48%	0,39%					
KATEKA Chishala ,NHP	42	0,26%	0,21%					
CHANDA Charles ,UPPZ	33	0,21%	0,17%					
HAMUDUDU Highvie ,PNUP	28	0,18%	0,14%					
CHISELA Lazarus ,ZUSD	15	0,09%	0,08%					
MWAMBA Musonda TS ,UNIP	13	0,08%	0,07%					
MUMBA Nevers ,MMD	11	0,07%	0,06%					
TONGA Enock R ,3RD LM	9	0,06%	0,05%					
TEMBO Sean ,PEP	6	0,04%	0,03%					

Province: LUAPULA

Candidate	Votes Received	% Against Votes Cast	% Against Registered Voters	Rejected Ballot Papers	Rejected Ballot Papers %	Total Votes Cast	Total Registered Voters	Percentage Poll
MWENDA Kasonde ,EFF	2	0,01%	0,01%					
NYIRENDA Stephen ,NAREP	0	0,00%	0,00%					
SILUMBE Richard ,LM	0	0,00%	0,00%					
	<b>15,296</b>			<b>575</b>	<b>3,62%</b>	<b>15 871</b>	<b>19 729</b>	<b>80,45%</b>
<b>01040059 KAWAMBWA</b>								
LUNGU Edgar ,PF	14,080	65,35%	50,49%					
HICHILEMA Hakainde ,UPND	6,529	30,31%	23,41%					
BANDA Andyford M ,PAC	78	0,36%	0,28%					
KALABA Harry ,DP	66	0,31%	0,24%					
M'MEMBE Fred ,SP	49	0,23%	0,18%					
KATEKA Chishala ,NHP	41	0,19%	0,15%					
CHANDA Charles ,UPPZ	34	0,16%	0,12%					
HAMUDUDU Highvie ,PNUP	29	0,13%	0,10%					
CHISELA Lazarus ,ZUSD	18	0,08%	0,06%					
MUMBA Nevers ,MMD	13	0,06%	0,05%					
MWAMBA Musonda TS ,UNIP	8	0,04%	0,03%					
TONGA Enock R ,3RD LM	6	0,03%	0,02%					
MWENDA Kasonde ,EFF	5	0,02%	0,02%					
NYIRENDA Stephen ,NAREP	4	0,02%	0,01%					
TEMBO Sean ,PEP	3	0,01%	0,01%					
SILUMBE Richard ,LM	0	0,00%	0,00%					
	<b>20,963</b>			<b>581</b>	<b>2,70%</b>	<b>21 544</b>	<b>27 885</b>	<b>77,26%</b>
<b>01040060 PAMBASHE</b>								
LUNGU Edgar ,PF	10,139	59,67%	48,39%					
HICHILEMA Hakainde ,UPND	5,816	34,23%	27,76%					



**Province: LUAPULA**

<b>Candidate</b>	<b>Votes Received</b>	<b>% Against Votes Cast</b>	<b>% Against Registered Voters</b>	<b>Rejected Ballot Papers</b>	<b>Rejected Ballot Papers %</b>	<b>Total Votes Cast</b>	<b>Total Registered Voters</b>	<b>Percentage Poll</b>
KALABA Harry ,DP	157	0,92%	0,75%					
BANDA Andyford M ,PAC	89	0,52%	0,42%					
CHANDA Charles ,UPPZ	53	0,31%	0,25%					
KATEKA Chishala ,NHP	36	0,21%	0,17%					
M'MEMBE Fred ,SP	35	0,21%	0,17%					
HAMUDUDU Highvie ,PNUP	28	0,16%	0,13%					
CHISELA Lazarus ,ZUSD	23	0,14%	0,11%					
NYIRENDA Stephen ,NAREP	5	0,03%	0,02%					
MWENDA Kasonde ,EFF	5	0,03%	0,02%					
MWAMBA Musonda TS ,UNIP	5	0,03%	0,02%					
MUMBA Nevers ,MMD	5	0,03%	0,02%					
TONGA Enock R ,3RD LM	4	0,02%	0,02%					
TEMBO Sean ,PEP	4	0,02%	0,02%					
SILUMBE Richard ,LM	4	0,02%	0,02%					
	<b>16,408</b>			<b>584</b>	<b>3,44%</b>	<b>16 992</b>	<b>20 952</b>	<b>81,10%</b>

**01040061 LUAPULA**

LUNGU Edgar ,PF	8,631	62,12%	49,74%					
HICHILEMA Hakainde ,UPND	4,532	32,62%	26,12%					
KALABA Harry ,DP	72	0,52%	0,41%					
M'MEMBE Fred ,SP	67	0,48%	0,39%					
KATEKA Chishala ,NHP	30	0,22%	0,17%					
BANDA Andyford M ,PAC	30	0,22%	0,17%					
HAMUDUDU Highvie ,PNUP	22	0,16%	0,13%					
CHANDA Charles ,UPPZ	19	0,14%	0,11%					
CHISELA Lazarus ,ZUSD	10	0,07%	0,06%					

Province: LUAPULA

Candidate	Votes Recieved	% Against Votes Cast	% Against Registered Voters	Rejected Ballot Papers	Rejected Ballot Papers %	Total Votes Cast	Total Registered Voters	Percentage Poll
TONGA Enock R ,3RD LM	10	0,07%	0,06%					
MUMBA Nevers ,MMD	8	0,06%	0,05%					
MWAMBA Musonda TS ,UNIP	6	0,04%	0,03%					
TEMBO Sean ,PEP	3	0,02%	0,02%					
SILUMBE Richard ,LM	3	0,02%	0,02%					
MWENDA Kasonde ,EFF	2	0,01%	0,01%					
NYIRENDA Stephen ,NAREP	0	0,00%	0,00%					
	<b>13,445</b>			<b>450</b>	<b>3,24%</b>	<b>13 895</b>	<b>17 353</b>	<b>80,07%</b>

**01040062 BAHATI**

LUNGU Edgar ,PF	18,377	56,55%	38,35%					
HICHILEMA Hakainde ,UPND	10,203	31,40%	21,29%					
KALABA Harry ,DP	2,277	7,01%	4,75%					
BANDA Andyford M ,PAC	176	0,54%	0,37%					
M'MEMBE Fred ,SP	145	0,45%	0,30%					
KATEKA Chishala ,NHP	87	0,27%	0,18%					
CHANDA Charles ,UPPZ	81	0,25%	0,17%					
HAMUDUDU Highvie ,PNUP	55	0,17%	0,11%					
CHISELA Lazarus ,ZUSD	44	0,14%	0,09%					
TONGA Enock R ,3RD LM	42	0,13%	0,09%					
MWAMBA Musonda TS ,UNIP	28	0,09%	0,06%					
SILUMBE Richard ,LM	18	0,06%	0,04%					
MUMBA Nevers ,MMD	16	0,05%	0,03%					
TEMBO Sean ,PEP	14	0,04%	0,03%					
MWENDA Kasonde ,EFF	14	0,04%	0,03%					
NYIRENDA Stephen ,NAREP	3	0,01%	0,01%					

**Province: LUAPULA**

Candidate	Votes Recieved	% Against Votes Cast	% Against Registered Voters	Rejected Ballot Papers	Rejected Ballot Papers %	Total Votes Cast	Total Registered Voters	Percentage Poll
	<b>31,580</b>			<b>917</b>	<b>2,82%</b>	<b>32 497</b>	<b>47 919</b>	<b>67,82%</b>
<b>01040063 MANSA CENTRAL</b>								
LUNGU Edgar ,PF	26,939	58,06%	36,67%					
HICHILEMA Hakainde ,UPND	16,493	35,55%	22,45%					
KALABA Harry ,DP	729	1,57%	0,99%					
BANDA Andyford M ,PAC	266	0,57%	0,36%					
M'MEMBE Fred ,SP	128	0,28%	0,17%					
CHANDA Charles ,UPPZ	119	0,26%	0,16%					
KATEKA Chishala ,NHP	109	0,23%	0,15%					
HAMUDUDU Highvie ,PNUP	76	0,16%	0,10%					
CHISELA Lazarus ,ZUSD	51	0,11%	0,07%					
MWAMBA Musonda TS ,UNIP	36	0,08%	0,05%					
MUMBA Nevers ,MMD	33	0,07%	0,04%					
TONGA Enock R ,3RD LM	22	0,05%	0,03%					
TEMBO Sean ,PEP	16	0,03%	0,02%					
NYIRENDA Stephen ,NAREP	11	0,02%	0,01%					
SILUMBE Richard ,LM	10	0,02%	0,01%					
MWENDA Kasonde ,EFF	5	0,01%	0,01%					
	<b>45,043</b>			<b>1 356</b>	<b>2,92%</b>	<b>46 399</b>	<b>73 471</b>	<b>63,15%</b>
<b>01040064 MILENGE</b>								
LUNGU Edgar ,PF	10,018	60,26%	45,14%					
HICHILEMA Hakainde ,UPND	5,163	31,05%	23,27%					
KALABA Harry ,DP	441	2,65%	1,99%					
M'MEMBE Fred ,SP	121	0,73%	0,55%					
KATEKA Chishala ,NHP	120	0,72%	0,54%					

Province: LUAPULA

Candidate	Votes Recieved	% Against Votes Cast	% Against Registered Voters	Rejected Ballot Papers	Rejected Ballot Papers %	Total Votes Cast	Total Registered Voters	Percentage Poll
BANDA Andyford M ,PAC	90	0,54%	0,41%					
CHANDA Charles ,UPPZ	37	0,22%	0,17%					
HAMUDUDU Highvie ,PNUP	22	0,13%	0,10%					
TONGA Enock R ,3RD LM	17	0,10%	0,08%					
MWAMBA Musonda TS ,UNIP	15	0,09%	0,07%					
CHISELA Lazarus ,ZUSD	10	0,06%	0,05%					
MUMBA Nevers ,MMD	10	0,06%	0,05%					
NYIRENDA Stephen ,NAREP	9	0,05%	0,04%					
TEMBO Sean ,PEP	6	0,04%	0,03%					
MWENDA Kasonde ,EFF	5	0,03%	0,02%					
SILUMBE Richard ,LM	4	0,02%	0,02%					
	<b>16,088</b>			<b>538</b>	<b>3,24%</b>	<b>16 626</b>	<b>22 191</b>	<b>74,92%</b>

**01040065 MWANSABOMBWE**

LUNGU Edgar ,PF	13,274	70,78%	47,79%					
HICHILEMA Hakainde ,UPND	4,493	23,96%	16,17%					
BANDA Andyford M ,PAC	127	0,68%	0,46%					
NYIRENDA Stephen ,NAREP	61	0,33%	0,22%					
KALABA Harry ,DP	57	0,30%	0,21%					
KATEKA Chishala ,NHP	42	0,22%	0,15%					
M'MEMBE Fred ,SP	35	0,19%	0,13%					
CHANDA Charles ,UPPZ	30	0,16%	0,11%					
HAMUDUDU Highvie ,PNUP	18	0,10%	0,06%					
CHISELA Lazarus ,ZUSD	13	0,07%	0,05%					
MUMBA Nevers ,MMD	13	0,07%	0,05%					
TEMBO Sean ,PEP	12	0,06%	0,04%					

**Province: LUAPULA**

<b>Candidate</b>	<b>Votes Recieved</b>	<b>% Against Votes Cast</b>	<b>% Against Registered Voters</b>	<b>Rejected Ballot Papers</b>	<b>Rejected Ballot Papers %</b>	<b>Total Votes Cast</b>	<b>Total Registered Voters</b>	<b>Percentage Poll</b>
TONGA Enock R ,3RD LM	12	0,06%	0,04%					
SILUMBE Richard ,LM	10	0,05%	0,04%					
MWAMBA Musonda TS ,UNIP	8	0,04%	0,03%					
MWENDA Kasonde ,EFF	5	0,03%	0,02%					
	<b>18,210</b>			<b>544</b>	<b>2,90%</b>	<b>18 754</b>	<b>27 778</b>	<b>67,51%</b>

**01040066 MAMBILIMA**

LUNGU Edgar ,PF	11,438	70,86%	49,56%					
HICHILEMA Hakainde ,UPND	3,915	24,25%	16,96%					
KALABA Harry ,DP	98	0,61%	0,42%					
BANDA Andyford M ,PAC	64	0,40%	0,28%					
KATEKA Chishala ,NHP	53	0,33%	0,23%					
M'MEMBE Fred ,SP	49	0,30%	0,21%					
HAMUDUDU Highvie ,PNUP	27	0,17%	0,12%					
CHANDA Charles ,UPPZ	18	0,11%	0,08%					
CHISELA Lazarus ,ZUSD	11	0,07%	0,05%					
MUMBA Nevers ,MMD	10	0,06%	0,04%					
TONGA Enock R ,3RD LM	5	0,03%	0,02%					
SILUMBE Richard ,LM	4	0,02%	0,02%					
MWAMBA Musonda TS ,UNIP	4	0,02%	0,02%					
TEMBO Sean ,PEP	3	0,02%	0,01%					
NYIRENDA Stephen ,NAREP	2	0,01%	0,01%					
MWENDA Kasonde ,EFF	1	0,01%	0,00%					

**15,702**

**440**

**2,73%**

**16 142**

**23 078**

**69,95%**

**01040067 MWENSE**

LUNGU Edgar ,PF	17,261	76,92%	54,05%					
-----------------	--------	--------	--------	--	--	--	--	--

**Province: LUAPULA**

<b>Candidate</b>	<b>Votes Recieved</b>	<b>% Against Votes Cast</b>	<b>% Against Registered Voters</b>	<b>Rejected Ballot Papers</b>	<b>Rejected Ballot Papers %</b>	<b>Total Votes Cast</b>	<b>Total Registered Voters</b>	<b>Percentage Poll</b>
HICHILEMA Hakainde ,UPND	4,174	18,60%	13,07%					
KALABA Harry ,DP	88	0,39%	0,28%					
BANDA Andyford M ,PAC	62	0,28%	0,19%					
KATEKA Chishala ,NHP	60	0,27%	0,19%					
M'MEMBE Fred ,SP	48	0,21%	0,15%					
HAMUDUDU Highvie ,PNUP	25	0,11%	0,08%					
CHANDA Charles ,UPPZ	16	0,07%	0,05%					
MUMBA Nevers ,MMD	15	0,07%	0,05%					
CHISELA Lazarus ,ZUSD	15	0,07%	0,05%					
TONGA Enock R ,3RD LM	12	0,05%	0,04%					
NYIRENDA Stephen ,NAREP	9	0,04%	0,03%					
MWAMBA Musonda TS ,UNIP	8	0,04%	0,03%					
SILUMBE Richard ,LM	5	0,02%	0,02%					
MWENDA Kasonde ,EFF	2	0,01%	0,01%					
TEMBO Sean ,PEP	1	0,00%	0,00%					
	<b>21,801</b>			<b>640</b>	<b>2,85%</b>	<b>22 441</b>	<b>31 937</b>	<b>70,27%</b>

**01040068 NCHELENGE**

LUNGU Edgar ,PF	26,274	60,02%	36,56%					
HICHILEMA Hakainde ,UPND	15,152	34,62%	21,08%					
KALABA Harry ,DP	232	0,53%	0,32%					
BANDA Andyford M ,PAC	211	0,48%	0,29%					
M'MEMBE Fred ,SP	125	0,29%	0,17%					
KATEKA Chishala ,NHP	120	0,27%	0,17%					
HAMUDUDU Highvie ,PNUP	83	0,19%	0,12%					
CHISELA Lazarus ,ZUSD	73	0,17%	0,10%					

Province: LUAPULA

Candidate	Votes Recieved	% Against Votes Cast	% Against Registered Voters	Rejected Ballot Papers	Rejected Ballot Papers %	Total Votes Cast	Total Registered Voters	Percentage Poll
CHANDA Charles ,UPPZ	62	0,14%	0,09%					
TONGA Enock R ,3RD LM	54	0,12%	0,08%					
MUMBA Nevers ,MMD	27	0,06%	0,04%					
MWAMBA Musonda TS ,UNIP	26	0,06%	0,04%					
TEMBO Sean ,PEP	22	0,05%	0,03%					
MWENDA Kasonde ,EFF	18	0,04%	0,03%					
SILUMBE Richard ,LM	10	0,02%	0,01%					
NYIRENDA Stephen ,NAREP	9	0,02%	0,01%					
	<b>42,498</b>			<b>1 274</b>	<b>2,91%</b>	<b>43 772</b>	<b>71 866</b>	<b>60,91%</b>

**01040069 BANGWEULU**

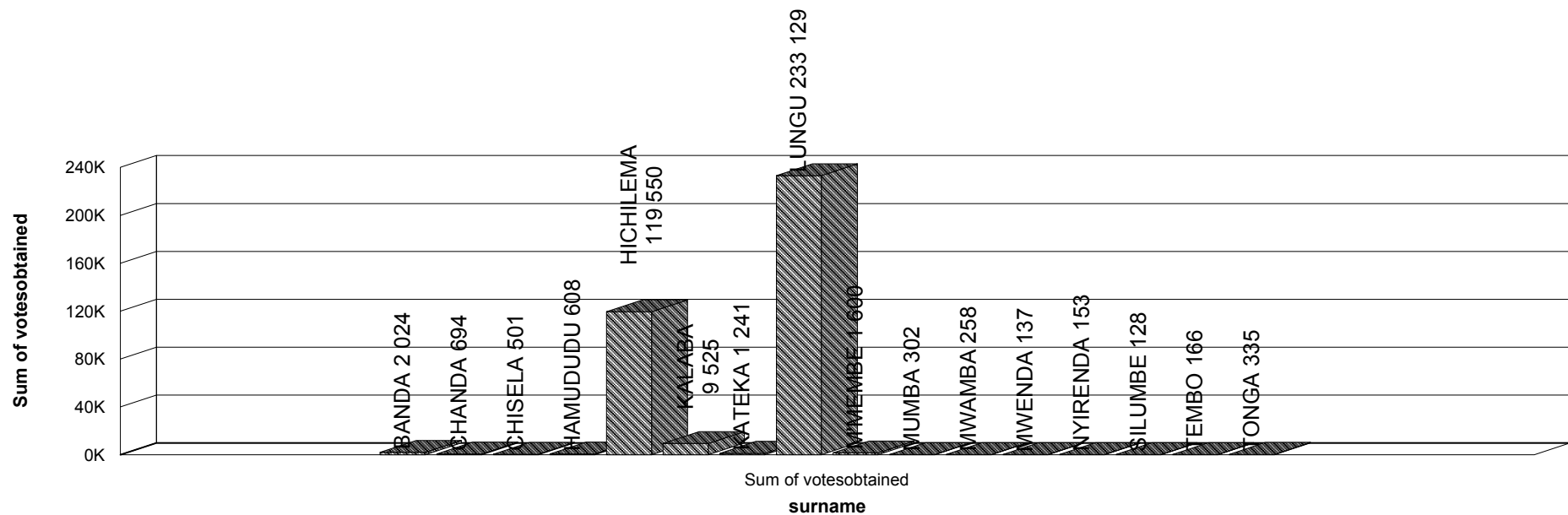
LUNGU Edgar ,PF	25,475	65,47%	44,03%					
HICHILEMA Hakainde ,UPND	9,598	24,67%	16,59%					
KALABA Harry ,DP	1,687	4,34%	2,92%					
M'MEMBE Fred ,SP	307	0,79%	0,53%					
BANDA Andyford M ,PAC	219	0,56%	0,38%					
KATEKA Chishala ,NHP	187	0,48%	0,32%					
HAMUDUDU Highvie ,PNUP	65	0,17%	0,11%					
CHANDA Charles ,UPPZ	62	0,16%	0,11%					
CHISELA Lazarus ,ZUSD	59	0,15%	0,10%					
MUMBA Nevers ,MMD	54	0,14%	0,09%					
TONGA Enock R ,3RD LM	41	0,11%	0,07%					
MWAMBA Musonda TS ,UNIP	27	0,07%	0,05%					
MWENDA Kasonde ,EFF	22	0,06%	0,04%					
TEMBO Sean ,PEP	19	0,05%	0,03%					
SILUMBE Richard ,LM	14	0,04%	0,02%					

Province: LUAPULA

Candidate	Votes Recieved	% Against Votes Cast	% Against Registered Voters	Rejected Ballot Papers	Rejected Ballot Papers %	Total Votes Cast	Total Registered Voters	Percentage Poll
NYIRENDA Stephen ,NAREP	8	0,02%	0,01%					
	<b>37,844</b>			<b>1 065</b>	<b>2,74%</b>	<b>38 909</b>	<b>57 856</b>	<b>67,25%</b>
<b>01040070 CHIFUNABULI</b>								
LUNGU Edgar ,PF	20,087	66,81%	48,40%					
HICHILEMA Hakainde ,UPND	5,815	19,34%	14,01%					
KALABA Harry ,DP	2,245	7,47%	5,41%					
BANDA Andyford M ,PAC	199	0,66%	0,48%					
M'MEMBE Fred ,SP	139	0,46%	0,33%					
KATEKA Chishala ,NHP	117	0,39%	0,28%					
TONGA Enock R ,3RD LM	50	0,17%	0,12%					
CHANDA Charles ,UPPZ	43	0,14%	0,10%					
HAMUDUDU Highvie ,PNUP	41	0,14%	0,10%					
TEMBO Sean ,PEP	35	0,12%	0,08%					
MUMBA Nevers ,MMD	32	0,11%	0,08%					
MWAMBA Musonda TS ,UNIP	27	0,09%	0,07%					
CHISELA Lazarus ,ZUSD	26	0,09%	0,06%					
MWENDA Kasonde ,EFF	19	0,06%	0,05%					
SILUMBE Richard ,LM	16	0,05%	0,04%					
NYIRENDA Stephen ,NAREP	15	0,05%	0,04%					
	<b>28,906</b>			<b>1 160</b>	<b>3,86%</b>	<b>30 066</b>	<b>41 504</b>	<b>72,44%</b>



LUAPULA Province:	Votes Recieved	% Against Votes Cast	% Against Registered Voters	Rejected Ballot Papers	Rejected Ballot Papers %	Total Votes Cast	Total Registered Voters	Percentage Poll
Candidate								
LUNGU Edgar	233,129	60,98%	41,12%					
HICHILEMA Hakainde	119,550	31,27%	21,08%					
KALABA Harry	9,525	2,49%	1,68%					
BANDA Andyford M	2,024	0,53%	0,36%					
M'MEMBE Fred	1,600	0,42%	0,28%					
KATEKA Chishala	1,241	0,32%	0,22%					
CHANDA Charles	694	0,18%	0,12%					
HAMUDUDU Highvie	608	0,16%	0,11%					
CHISELA Lazarus	501	0,13%	0,09%					
TONGA Enock R	335	0,09%	0,06%					
MUMBA Nevers	302	0,08%	0,05%					
MWAMBA Musonda TS	258	0,07%	0,05%					
TEMBO Sean	166	0,04%	0,03%					
NYIRENDA Stephen	153	0,04%	0,03%					
MWENDA Kasonde	137	0,04%	0,02%					
SILUMBE Richard	128	0,03%	0,02%					
				11,977	3,13%	382,328	567,003	67,43%



**Province: LUSAKA**

Candidate	Votes Received	% Against Votes Cast	% Against Registered Voters	Rejected Ballot Papers	Rejected Ballot Papers %	Total Votes Cast	Total Registered Voters	Percentage Poll
<b>01050071 CHILANGA</b>								
HICHILEMA Hakainde ,UPND	30,873	65,17%	42,64%					
LUNGU Edgar ,PF	14,791	31,22%	20,43%					
KALABA Harry ,DP	138	0,29%	0,19%					
M'MEMBE Fred ,SP	80	0,17%	0,11%					
HAMUDUDU Highvie ,PNUP	77	0,16%	0,11%					
BANDA Andyford M ,PAC	64	0,14%	0,09%					
KATEKA Chishala ,NHP	42	0,09%	0,06%					
MUMBA Nevers ,MMD	42	0,09%	0,06%					
CHANDA Charles ,UPPZ	19	0,04%	0,03%					
MWAMBA Musonda TS ,UNIP	13	0,03%	0,02%					
NYIRENDA Stephen ,NAREP	10	0,02%	0,01%					
SILUMBE Richard ,LM	9	0,02%	0,01%					
TONGA Enock R ,3RD LM	8	0,02%	0,01%					
CHISELA Lazarus ,ZUSD	6	0,01%	0,01%					
MWENDA Kasonde ,EFF	5	0,01%	0,01%					
TEMBO Sean ,PEP	5	0,01%	0,01%					
	<b>46,182</b>			<b>1 190</b>	<b>2,51%</b>	<b>47 372</b>	<b>72 409</b>	<b>65,42%</b>
<b>01050072 CHIRUNDU</b>								
HICHILEMA Hakainde ,UPND	20,543	84,40%	68,45%					
LUNGU Edgar ,PF	2,992	12,29%	9,97%					
HAMUDUDU Highvie ,PNUP	81	0,33%	0,27%					
KALABA Harry ,DP	61	0,25%	0,20%					
M'MEMBE Fred ,SP	30	0,12%	0,10%					
BANDA Andyford M ,PAC	21	0,09%	0,07%					

**Province: LUSAKA**

<b>Candidate</b>	<b>Votes Recieved</b>	<b>% Against Votes Cast</b>	<b>% Against Registered Voters</b>	<b>Rejected Ballot Papers</b>	<b>Rejected Ballot Papers %</b>	<b>Total Votes Cast</b>	<b>Total Registered Voters</b>	<b>Percentage Poll</b>
CHISELA Lazarus ,ZUSD	11	0,05%	0,04%					
TONGA Enock R ,3RD LM	10	0,04%	0,03%					
KATEKA Chishala ,NHP	8	0,03%	0,03%					
CHANDA Charles ,UPPZ	7	0,03%	0,02%					
SILUMBE Richard ,LM	6	0,02%	0,02%					
MWAMBA Musonda TS ,UNIP	5	0,02%	0,02%					
MUMBA Nevers ,MMD	4	0,02%	0,01%					
NYIRENDA Stephen ,NAREP	4	0,02%	0,01%					
MWENDA Kasonde ,EFF	2	0,01%	0,01%					
TEMBO Sean ,PEP	0	0,00%	0,00%					
	<b>23,785</b>			<b>554</b>	<b>2,28%</b>	<b>24 339</b>	<b>30 012</b>	<b>81,10%</b>

**01050073 CHONGWE**

HICHILEMA Hakainde ,UPND	37,995	59,41%	40,13%					
LUNGU Edgar ,PF	23,374	36,55%	24,69%					
KALABA Harry ,DP	161	0,25%	0,17%					
BANDA Andyford M ,PAC	136	0,21%	0,14%					
M'MEMBE Fred ,SP	131	0,20%	0,14%					
HAMUDUDU Highvie ,PNUP	95	0,15%	0,10%					
MUMBA Nevers ,MMD	94	0,15%	0,10%					
KATEKA Chishala ,NHP	81	0,13%	0,09%					
MWAMBA Musonda TS ,UNIP	39	0,06%	0,04%					
CHISELA Lazarus ,ZUSD	30	0,05%	0,03%					
TONGA Enock R ,3RD LM	29	0,05%	0,03%					
CHANDA Charles ,UPPZ	25	0,04%	0,03%					
TEMBO Sean ,PEP	23	0,04%	0,02%					

**Province: LUSAKA**

Candidate	Votes Recieved	% Against Votes Cast	% Against Registered Voters	Rejected Ballot Papers	Rejected Ballot Papers %	Total Votes Cast	Total Registered Voters	Percentage Poll
MWENDA Kasonde ,EFF	14	0,02%	0,01%					
NYIRENDA Stephen ,NAREP	14	0,02%	0,01%					
SILUMBE Richard ,LM	11	0,02%	0,01%					
	<b>62,252</b>			<b>1 699</b>	<b>2,66%</b>	<b>63 951</b>	<b>94 677</b>	<b>67,55%</b>
<b>01050074 KAFUE</b>								
HICHILEMA Hakainde ,UPND	33,647	60,57%	42,72%					
LUNGU Edgar ,PF	20,183	36,33%	25,62%					
KALABA Harry ,DP	119	0,21%	0,15%					
HAMUDUDU Highvie ,PNUP	96	0,17%	0,12%					
M'MEMBE Fred ,SP	91	0,16%	0,12%					
MUMBA Nevers ,MMD	70	0,13%	0,09%					
BANDA Andyford M ,PAC	66	0,12%	0,08%					
KATEKA Chishala ,NHP	46	0,08%	0,06%					
MWAMBA Musonda TS ,UNIP	25	0,05%	0,03%					
CHANDA Charles ,UPPZ	23	0,04%	0,03%					
CHISELA Lazarus ,ZUSD	16	0,03%	0,02%					
TONGA Enock R ,3RD LM	15	0,03%	0,02%					
NYIRENDA Stephen ,NAREP	10	0,02%	0,01%					
SILUMBE Richard ,LM	9	0,02%	0,01%					
MWENDA Kasonde ,EFF	7	0,01%	0,01%					
TEMBO Sean ,PEP	7	0,01%	0,01%					
	<b>54,430</b>			<b>1 124</b>	<b>2,02%</b>	<b>55 554</b>	<b>78 765</b>	<b>70,53%</b>
<b>01050075 FEIRA</b>								
LUNGU Edgar ,PF	6,537	56,82%	45,75%					
HICHILEMA Hakainde ,UPND	4,450	38,68%	31,15%					

**Province: LUSAKA**

<b>Candidate</b>	<b>Votes Recieved</b>	<b>% Against Votes Cast</b>	<b>% Against Registered Voters</b>	<b>Rejected Ballot Papers</b>	<b>Rejected Ballot Papers %</b>	<b>Total Votes Cast</b>	<b>Total Registered Voters</b>	<b>Percentage Poll</b>
MWAMBA Musonda TS ,UNIP	80	0,70%	0,56%					
M'MEMBE Fred ,SP	63	0,55%	0,44%					
BANDA Andyford M ,PAC	31	0,27%	0,22%					
KALABA Harry ,DP	27	0,23%	0,19%					
KATEKA Chishala ,NHP	17	0,15%	0,12%					
HAMUDUDU Highvie ,PNUP	14	0,12%	0,10%					
CHISELA Lazarus ,ZUSD	10	0,09%	0,07%					
CHANDA Charles ,UPPZ	9	0,08%	0,06%					
MUMBA Nevers ,MMD	8	0,07%	0,06%					
NYIRENDA Stephen ,NAREP	7	0,06%	0,05%					
SILUMBE Richard ,LM	4	0,03%	0,03%					
TEMBO Sean ,PEP	1	0,01%	0,01%					
MWENDA Kasonde ,EFF	1	0,01%	0,01%					
TONGA Enock R ,3RD LM	1	0,01%	0,01%					
	<b>11,260</b>			<b>244</b>	<b>2,12%</b>	<b>11 504</b>	<b>14 288</b>	<b>80,52%</b>

**01050076 CHAWAMA**

LUNGU Edgar ,PF	31,967	55,61%	34,42%					
HICHILEMA Hakainde ,UPND	23,938	41,64%	25,77%					
KALABA Harry ,DP	156	0,27%	0,17%					
M'MEMBE Fred ,SP	117	0,20%	0,13%					
KATEKA Chishala ,NHP	75	0,13%	0,08%					
BANDA Andyford M ,PAC	58	0,10%	0,06%					
MUMBA Nevers ,MMD	51	0,09%	0,05%					
HAMUDUDU Highvie ,PNUP	34	0,06%	0,04%					
MWAMBA Musonda TS ,UNIP	29	0,05%	0,03%					

**Province: LUSAKA**

<b>Candidate</b>	<b>Votes Recieved</b>	<b>% Against Votes Cast</b>	<b>% Against Registered Voters</b>	<b>Rejected Ballot Papers</b>	<b>Rejected Ballot Papers %</b>	<b>Total Votes Cast</b>	<b>Total Registered Voters</b>	<b>Percentage Poll</b>
CHANDA Charles ,UPPZ	20	0,03%	0,02%					
MWENDA Kasonde ,EFF	8	0,01%	0,01%					
NYIRENDA Stephen ,NAREP	8	0,01%	0,01%					
TONGA Enock R ,3RD LM	7	0,01%	0,01%					
CHISELA Lazarus ,ZUSD	6	0,01%	0,01%					
TEMBO Sean ,PEP	4	0,01%	0,00%					
SILUMBE Richard ,LM	3	0,01%	0,00%					
	<b>56,481</b>			<b>1 008</b>	<b>1,75%</b>	<b>57 489</b>	<b>92 879</b>	<b>61,90%</b>

**01050077 KABWATA**

HICHILEMA Hakainde ,UPND	45,363	59,70%	41,72%					
LUNGU Edgar ,PF	29,095	38,29%	26,76%					
KALABA Harry ,DP	296	0,39%	0,27%					
MUMBA Nevers ,MMD	176	0,23%	0,16%					
M'MEMBE Fred ,SP	174	0,23%	0,16%					
KATEKA Chishala ,NHP	70	0,09%	0,06%					
BANDA Andyford M ,PAC	60	0,08%	0,06%					
HAMUDUDU Highvie ,PNUP	44	0,06%	0,04%					
CHANDA Charles ,UPPZ	22	0,03%	0,02%					
MWAMBA Musonda TS ,UNIP	19	0,03%	0,02%					
NYIRENDA Stephen ,NAREP	17	0,02%	0,02%					
MWENDA Kasonde ,EFF	7	0,01%	0,01%					
TEMBO Sean ,PEP	7	0,01%	0,01%					
CHISELA Lazarus ,ZUSD	6	0,01%	0,01%					
SILUMBE Richard ,LM	4	0,01%	0,00%					
TONGA Enock R ,3RD LM	3	0,00%	0,00%					

**Province: LUSAKA**

Candidate	Votes Recieved	% Against Votes Cast	% Against Registered Voters	Rejected Ballot Papers	Rejected Ballot Papers %	Total Votes Cast	Total Registered Voters	Percentage Poll
	<b>75,363</b>			<b>622</b>	<b>0,82%</b>	<b>75 985</b>	<b>108 729</b>	<b>69,88%</b>
<b>01050078 KANYAMA</b>								
HICHILEMA Hakainde ,UPND	61,892	59,12%	34,87%					
LUNGU Edgar ,PF	39,994	38,21%	22,53%					
KALABA Harry ,DP	307	0,29%	0,17%					
M'MEMBE Fred ,SP	242	0,23%	0,14%					
HAMUDUDU Highvie ,PNUP	138	0,13%	0,08%					
BANDA Andyford M ,PAC	118	0,11%	0,07%					
KATEKA Chishala ,NHP	69	0,07%	0,04%					
MUMBA Nevers ,MMD	67	0,06%	0,04%					
CHANDA Charles ,UPPZ	60	0,06%	0,03%					
MWAMBA Musonda TS ,UNIP	32	0,03%	0,02%					
SILUMBE Richard ,LM	23	0,02%	0,01%					
CHISELA Lazarus ,ZUSD	22	0,02%	0,01%					
NYIRENDA Stephen ,NAREP	15	0,01%	0,01%					
MWENDA Kasonde ,EFF	12	0,01%	0,01%					
TONGA Enock R ,3RD LM	11	0,01%	0,01%					
TEMBO Sean ,PEP	11	0,01%	0,01%					
	<b>103,013</b>			<b>1 669</b>	<b>1,59%</b>	<b>104 682</b>	<b>177 495</b>	<b>58,98%</b>
<b>01050079 LUSAKA CENTRAL</b>								
HICHILEMA Hakainde ,UPND	38,835	58,18%	41,59%					
LUNGU Edgar ,PF	26,318	39,43%	28,19%					
KALABA Harry ,DP	227	0,34%	0,24%					
MUMBA Nevers ,MMD	222	0,33%	0,24%					
M'MEMBE Fred ,SP	157	0,24%	0,17%					

**Province: LUSAKA**

<b>Candidate</b>	<b>Votes Recieved</b>	<b>% Against Votes Cast</b>	<b>% Against Registered Voters</b>	<b>Rejected Ballot Papers</b>	<b>Rejected Ballot Papers %</b>	<b>Total Votes Cast</b>	<b>Total Registered Voters</b>	<b>Percentage Poll</b>
KATEKA Chishala ,NHP	86	0,13%	0,09%					
BANDA Andyford M ,PAC	65	0,10%	0,07%					
HAMUDUDU Highvie ,PNUP	54	0,08%	0,06%					
MWAMBA Musonda TS ,UNIP	26	0,04%	0,03%					
MWENDA Kasonde ,EFF	22	0,03%	0,02%					
SILUMBE Richard ,LM	13	0,02%	0,01%					
TEMBO Sean ,PEP	9	0,01%	0,01%					
NYIRENDA Stephen ,NAREP	8	0,01%	0,01%					
CHANDA Charles ,UPPZ	7	0,01%	0,01%					
CHISELA Lazarus ,ZUSD	6	0,01%	0,01%					
TONGA Enock R ,3RD LM	3	0,00%	0,00%					
	<b>66,058</b>			<b>690</b>	<b>1,03%</b>	<b>66 748</b>	<b>93 367</b>	<b>71,49%</b>

**01050080 MANDEVU**

LUNGU Edgar ,PF	56,579	55,94%	34,84%					
HICHILEMA Hakainde ,UPND	41,591	41,12%	25,61%					
KALABA Harry ,DP	352	0,35%	0,22%					
M'MEMBE Fred ,SP	265	0,26%	0,16%					
MUMBA Nevers ,MMD	159	0,16%	0,10%					
BANDA Andyford M ,PAC	133	0,13%	0,08%					
KATEKA Chishala ,NHP	106	0,10%	0,07%					
HAMUDUDU Highvie ,PNUP	92	0,09%	0,06%					
MWAMBA Musonda TS ,UNIP	44	0,04%	0,03%					
NYIRENDA Stephen ,NAREP	42	0,04%	0,03%					
CHISELA Lazarus ,ZUSD	24	0,02%	0,01%					
TONGA Enock R ,3RD LM	24	0,02%	0,01%					



Province: LUSAKA

Candidate	Votes Recieved	% Against Votes Cast	% Against Registered Voters	Rejected Ballot Papers	Rejected Ballot Papers %	Total Votes Cast	Total Registered Voters	Percentage Poll
CHANDA Charles ,UPPZ	23	0,02%	0,01%					
TEMBO Sean ,PEP	15	0,01%	0,01%					
MWENDA Kasonde ,EFF	14	0,01%	0,01%					
SILUMBE Richard ,LM	13	0,01%	0,01%					
	<b>99,476</b>			<b>1 663</b>	<b>1,64%</b>	<b>101 139</b>	<b>162 419</b>	<b>62,27%</b>

**01050081 MATERO**

LUNGU Edgar ,PF	51,832	54,61%	36,59%					
HICHILEMA Hakainde ,UPND	40,612	42,79%	28,67%					
M'MEMBE Fred ,SP	313	0,33%	0,22%					
KALABA Harry ,DP	279	0,29%	0,20%					
MUMBA Nevers ,MMD	120	0,13%	0,08%					
BANDA Andyford M ,PAC	98	0,10%	0,07%					
CHANDA Charles ,UPPZ	86	0,09%	0,06%					
NYIRENDA Stephen ,NAREP	75	0,08%	0,05%					
KATEKA Chishala ,NHP	70	0,07%	0,05%					
HAMUDUDU Highvie ,PNUP	69	0,07%	0,05%					
MWAMBA Musonda TS ,UNIP	36	0,04%	0,03%					
SILUMBE Richard ,LM	13	0,01%	0,01%					
CHISELA Lazarus ,ZUSD	12	0,01%	0,01%					
TONGA Enock R ,3RD LM	12	0,01%	0,01%					
MWENDA Kasonde ,EFF	9	0,01%	0,01%					
TEMBO Sean ,PEP	8	0,01%	0,01%					

**93,644**

**1 272**

**1,34%**

**94 916**

**141 668**

**67,00%**

**01050082 MUNALI**

HICHILEMA Hakainde ,UPND	54,002	52,09%	35,63%					
--------------------------	--------	--------	--------	--	--	--	--	--

**Province: LUSAKA**

<b>Candidate</b>	<b>Votes Recieved</b>	<b>% Against Votes Cast</b>	<b>% Against Registered Voters</b>	<b>Rejected Ballot Papers</b>	<b>Rejected Ballot Papers %</b>	<b>Total Votes Cast</b>	<b>Total Registered Voters</b>	<b>Percentage Poll</b>
LUNGU Edgar ,PF	47,039	45,37%	31,03%					
KALABA Harry ,DP	298	0,29%	0,20%					
MUMBA Nevers ,MMD	266	0,26%	0,18%					
M'MEMBE Fred ,SP	171	0,16%	0,11%					
BANDA Andyford M ,PAC	146	0,14%	0,10%					
KATEKA Chishala ,NHP	115	0,11%	0,08%					
HAMUDUDU Highvie ,PNUP	112	0,11%	0,07%					
MWAMBA Musonda TS ,UNIP	34	0,03%	0,02%					
NYIRENDA Stephen ,NAREP	33	0,03%	0,02%					
CHANDA Charles ,UPPZ	23	0,02%	0,02%					
MWENDA Kasonde ,EFF	16	0,02%	0,01%					
TONGA Enock R ,3RD LM	15	0,01%	0,01%					
CHISELA Lazarus ,ZUSD	15	0,01%	0,01%					
TEMBO Sean ,PEP	14	0,01%	0,01%					
SILUMBE Richard ,LM	9	0,01%	0,01%					
	<b>102,308</b>			<b>1 369</b>	<b>1,32%</b>	<b>103 677</b>	<b>151 573</b>	<b>68,40%</b>

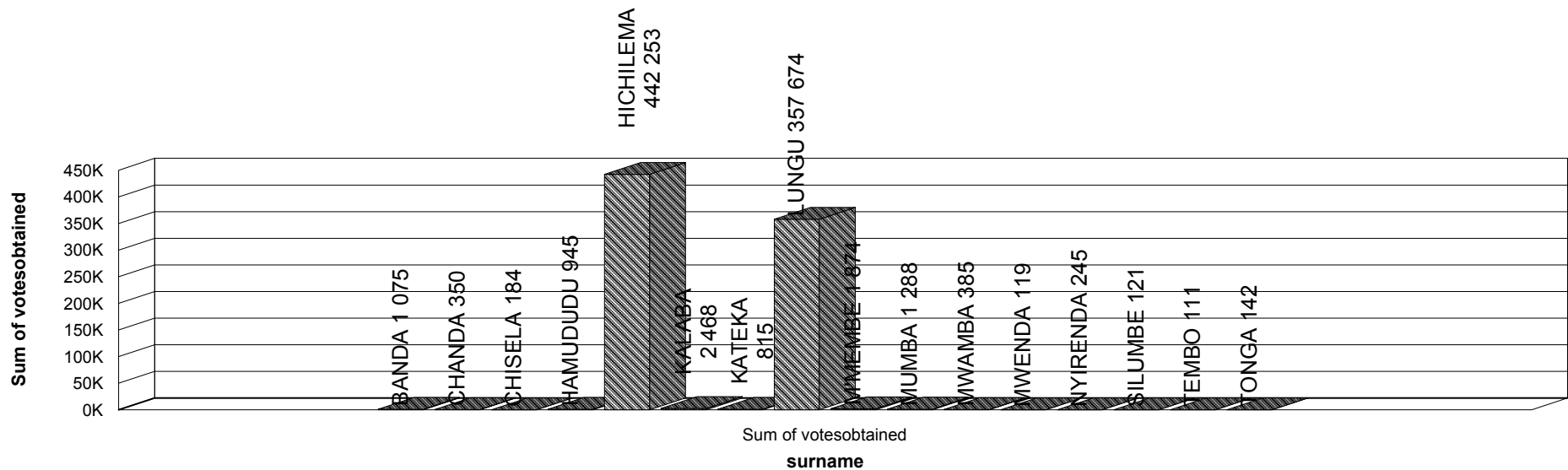
**01050083 RUFUNSA**

HICHILEMA Hakainde ,UPND	8,512	51,49%	33,59%					
LUNGU Edgar ,PF	6,973	42,18%	27,52%					
BANDA Andyford M ,PAC	79	0,48%	0,31%					
KALABA Harry ,DP	47	0,28%	0,19%					
M'MEMBE Fred ,SP	40	0,24%	0,16%					
HAMUDUDU Highvie ,PNUP	39	0,24%	0,15%					
KATEKA Chishala ,NHP	30	0,18%	0,12%					
CHANDA Charles ,UPPZ	26	0,16%	0,10%					

**Province: LUSAKA**

<b>Candidate</b>	<b>Votes Recieved</b>	<b>% Against Votes Cast</b>	<b>% Against Registered Voters</b>	<b>Rejected Ballot Papers</b>	<b>Rejected Ballot Papers %</b>	<b>Total Votes Cast</b>	<b>Total Registered Voters</b>	<b>Percentage Poll</b>
CHISELA Lazarus ,ZUSD	20	0,12%	0,08%					
MUMBA Nevers ,MMD	9	0,05%	0,04%					
TEMBO Sean ,PEP	7	0,04%	0,03%					
SILUMBE Richard ,LM	4	0,02%	0,02%					
TONGA Enock R ,3RD LM	4	0,02%	0,02%					
MWAMBA Musonda TS ,UNIP	3	0,02%	0,01%					
NYIRENDA Stephen ,NAREP	2	0,01%	0,01%					
MWENDA Kasonde ,EFF	2	0,01%	0,01%					
	<b>15,797</b>			<b>735</b>	<b>4,45%</b>	<b>16 532</b>	<b>25 338</b>	<b>65,25%</b>

LUSAKA Province:	Votes Recieved	% Against Votes Cast	% Against Registered Voters	Rejected Ballot Papers	Rejected Ballot Papers %	Total Votes Cast	Total Registered Voters	Percentage Poll
Candidate								
HICHILEMA Hakainde	442,253	53,68%	35,56%					
LUNGU Edgar	357,674	43,41%	28,76%					
KALABA Harry	2,468	0,30%	0,20%					
M'MEMBE Fred	1,874	0,23%	0,15%					
MUMBA Nevers	1,288	0,16%	0,10%					
BANDA Andyford M	1,075	0,13%	0,09%					
HAMUDUDU Highvie	945	0,11%	0,08%					
KATEKA Chishala	815	0,10%	0,07%					
MWAMBA Musonda TS	385	0,05%	0,03%					
CHANDA Charles	350	0,04%	0,03%					
NYIRENDA Stephen	245	0,03%	0,02%					
CHISELA Lazarus	184	0,02%	0,01%					
TONGA Enock R	142	0,02%	0,01%					
SILUMBE Richard	121	0,01%	0,01%					
MWENDA Kasonde	119	0,01%	0,01%					
TEMBO Sean	111	0,01%	0,01%					
				13,839	1,68%	823,888	1,243,619	66,25%



**Province: MUCHINGA**

Candidate	Votes Received	% Against Votes Cast	% Against Registered Voters	Rejected Ballot Papers	Rejected Ballot Papers %	Total Votes Cast	Total Registered Voters	Percentage Poll
<b>01060085 CHAMA NORTH</b>								
LUNGU Edgar ,PF	12,062	52,91%	38,96%					
HICHILEMA Hakainde ,UPND	8,968	39,34%	28,96%					
BANDA Andyford M ,PAC	205	0,90%	0,66%					
M'MEMBE Fred ,SP	108	0,47%	0,35%					
KALABA Harry ,DP	100	0,44%	0,32%					
CHANDA Charles ,UPPZ	67	0,29%	0,22%					
KATEKA Chishala ,NHP	65	0,29%	0,21%					
HAMUDUDU Highvie ,PNUP	60	0,26%	0,19%					
CHISELA Lazarus ,ZUSD	52	0,23%	0,17%					
MUMBA Nevers ,MMD	41	0,18%	0,13%					
TONGA Enock R ,3RD LM	40	0,18%	0,13%					
MWAMBA Musonda TS ,UNIP	32	0,14%	0,10%					
TEMBO Sean ,PEP	20	0,09%	0,06%					
MWENDA Kasonde ,EFF	9	0,04%	0,03%					
SILUMBE Richard ,LM	9	0,04%	0,03%					
NYIRENDA Stephen ,NAREP	6	0,03%	0,02%					
	<b>21,844</b>			<b>955</b>	<b>4,19%</b>	<b>22 799</b>	<b>30 963</b>	<b>73,63%</b>
<b>01060086 CHAMA SOUTH</b>								
LUNGU Edgar ,PF	10,059	56,13%	45,41%					
HICHILEMA Hakainde ,UPND	6,775	37,80%	30,59%					
KALABA Harry ,DP	75	0,42%	0,34%					
M'MEMBE Fred ,SP	74	0,41%	0,33%					
BANDA Andyford M ,PAC	72	0,40%	0,33%					
HAMUDUDU Highvie ,PNUP	64	0,36%	0,29%					

**Province: MUCHINGA**

Candidate	Votes Recieved	% Against Votes Cast	% Against Registered Voters	Rejected Ballot Papers	Rejected Ballot Papers %	Total Votes Cast	Total Registered Voters	Percentage Poll
KATEKA Chishala ,NHP	51	0,28%	0,23%					
CHISELA Lazarus ,ZUSD	27	0,15%	0,12%					
CHANDA Charles ,UPPZ	24	0,13%	0,11%					
MUMBA Nevers ,MMD	19	0,11%	0,09%					
MWAMBA Musonda TS ,UNIP	17	0,09%	0,08%					
TEMBO Sean ,PEP	14	0,08%	0,06%					
TONGA Enock R ,3RD LM	12	0,07%	0,05%					
MWENDA Kasonde ,EFF	11	0,06%	0,05%					
NYIRENDA Stephen ,NAREP	4	0,02%	0,02%					
SILUMBE Richard ,LM	4	0,02%	0,02%					
	<b>17,302</b>			<b>620</b>	<b>3,46%</b>	<b>17 922</b>	<b>22 150</b>	<b>80,91%</b>

**01060087 CHINSALI**

LUNGU Edgar ,PF	26,620	67,93%	49,50%					
HICHILEMA Hakainde ,UPND	10,079	25,72%	18,74%					
M'MEMBE Fred ,SP	286	0,73%	0,53%					
KALABA Harry ,DP	247	0,63%	0,46%					
BANDA Andyford M ,PAC	203	0,52%	0,38%					
KATEKA Chishala ,NHP	102	0,26%	0,19%					
CHISELA Lazarus ,ZUSD	79	0,20%	0,15%					
MUMBA Nevers ,MMD	59	0,15%	0,11%					
HAMUDUDU Highvie ,PNUP	58	0,15%	0,11%					
CHANDA Charles ,UPPZ	47	0,12%	0,09%					
TONGA Enock R ,3RD LM	27	0,07%	0,05%					
MWAMBA Musonda TS ,UNIP	21	0,05%	0,04%					
SILUMBE Richard ,LM	17	0,04%	0,03%					

**Province: MUCHINGA**

Candidate	Votes Recieved	% Against Votes Cast	% Against Registered Voters	Rejected Ballot Papers	Rejected Ballot Papers %	Total Votes Cast	Total Registered Voters	Percentage Poll
MWENDA Kasonde ,EFF	13	0,03%	0,02%					
TEMBO Sean ,PEP	13	0,03%	0,02%					
NYIRENDA Stephen ,NAREP	11	0,03%	0,02%					
	<b>37,882</b>			<b>1 304</b>	<b>3,33%</b>	<b>39 186</b>	<b>53 782</b>	<b>72,86%</b>

**01060088 ISOKA**

LUNGU Edgar ,PF	12,748	47,98%	32,65%					
HICHILEMA Hakainde ,UPND	12,000	45,17%	30,73%					
M'MEMBE Fred ,SP	168	0,63%	0,43%					
BANDA Andyford M ,PAC	131	0,49%	0,34%					
KALABA Harry ,DP	77	0,29%	0,20%					
HAMUDUDU Highvie ,PNUP	66	0,25%	0,17%					
CHISELA Lazarus ,ZUSD	46	0,17%	0,12%					
CHANDA Charles ,UPPZ	42	0,16%	0,11%					
KATEKA Chishala ,NHP	40	0,15%	0,10%					
MWAMBA Musonda TS ,UNIP	34	0,13%	0,09%					
TONGA Enock R ,3RD LM	34	0,13%	0,09%					
TEMBO Sean ,PEP	22	0,08%	0,06%					
MUMBA Nevers ,MMD	21	0,08%	0,05%					
SILUMBE Richard ,LM	8	0,03%	0,02%					
MWENDA Kasonde ,EFF	7	0,03%	0,02%					
NYIRENDA Stephen ,NAREP	5	0,02%	0,01%					

**25,449**

**1 120**

**4,22%**

**26 569**

**39 050**

**68,04%**

**01060089 MAFINGA**

LUNGU Edgar ,PF	15,408	55,77%	39,12%					
HICHILEMA Hakainde ,UPND	9,910	35,87%	25,16%					

**Province: MUCHINGA**

Candidate	Votes Recieved	% Against Votes Cast	% Against Registered Voters	Rejected Ballot Papers	Rejected Ballot Papers %	Total Votes Cast	Total Registered Voters	Percentage Poll
BANDA Andyford M ,PAC	290	1,05%	0,74%					
M'MEMBE Fred ,SP	178	0,64%	0,45%					
KALABA Harry ,DP	145	0,52%	0,37%					
CHANDA Charles ,UPPZ	105	0,38%	0,27%					
HAMUDUDU Highvie ,PNUP	93	0,34%	0,24%					
CHISELA Lazarus ,ZUSD	83	0,30%	0,21%					
KATEKA Chishala ,NHP	48	0,17%	0,12%					
MUMBA Nevers ,MMD	40	0,14%	0,10%					
TEMBO Sean ,PEP	37	0,13%	0,09%					
TONGA Enock R ,3RD LM	34	0,12%	0,09%					
MWAMBA Musonda TS ,UNIP	24	0,09%	0,06%					
MWENDA Kasonde ,EFF	17	0,06%	0,04%					
NYIRENDA Stephen ,NAREP	9	0,03%	0,02%					
SILUMBE Richard ,LM	7	0,03%	0,02%					
	<b>26,428</b>			<b>1 202</b>	<b>4,35%</b>	<b>27 630</b>	<b>39 385</b>	<b>70,15%</b>

**01060090 KANCHIBIYA**

LUNGU Edgar ,PF	18,650	80,34%	53,52%					
HICHILEMA Hakainde ,UPND	2,651	11,42%	7,61%					
BANDA Andyford M ,PAC	217	0,93%	0,62%					
KALABA Harry ,DP	150	0,65%	0,43%					
M'MEMBE Fred ,SP	141	0,61%	0,40%					
KATEKA Chishala ,NHP	80	0,34%	0,23%					
CHANDA Charles ,UPPZ	45	0,19%	0,13%					
CHISELA Lazarus ,ZUSD	38	0,16%	0,11%					
HAMUDUDU Highvie ,PNUP	35	0,15%	0,10%					



**Province: MUCHINGA**

Candidate	Votes Received	% Against Votes Cast	% Against Registered Voters	Rejected Ballot Papers	Rejected Ballot Papers %	Total Votes Cast	Total Registered Voters	Percentage Poll
MUMBA Nevers ,MMD	29	0,12%	0,08%					
TONGA Enock R ,3RD LM	22	0,09%	0,06%					
MWAMBA Musonda TS ,UNIP	21	0,09%	0,06%					
TEMBO Sean ,PEP	13	0,06%	0,04%					
MWENDA Kasonde ,EFF	9	0,04%	0,03%					
SILUMBE Richard ,LM	6	0,03%	0,02%					
NYIRENDA Stephen ,NAREP	5	0,02%	0,01%					
	<b>22,112</b>			<b>1 102</b>	<b>4,75%</b>	<b>23 214</b>	<b>34 848</b>	<b>66,62%</b>

**01060091 MFUWE**

LUNGU Edgar ,PF	8,953	71,78%	42,87%					
HICHILEMA Hakainde ,UPND	2,669	21,40%	12,78%					
KALABA Harry ,DP	91	0,73%	0,44%					
M'MEMBE Fred ,SP	83	0,67%	0,40%					
BANDA Andyford M ,PAC	79	0,63%	0,38%					
KATEKA Chishala ,NHP	41	0,33%	0,20%					
CHISELA Lazarus ,ZUSD	27	0,22%	0,13%					
HAMUDUDU Highvie ,PNUP	21	0,17%	0,10%					
MUMBA Nevers ,MMD	20	0,16%	0,10%					
CHANDA Charles ,UPPZ	17	0,14%	0,08%					
TEMBO Sean ,PEP	10	0,08%	0,05%					
TONGA Enock R ,3RD LM	10	0,08%	0,05%					
MWAMBA Musonda TS ,UNIP	8	0,06%	0,04%					
MWENDA Kasonde ,EFF	5	0,04%	0,02%					
NYIRENDA Stephen ,NAREP	5	0,04%	0,02%					
SILUMBE Richard ,LM	3	0,02%	0,01%					

**Province: MUCHINGA**

Candidate	Votes Recieved	% Against Votes Cast	% Against Registered Voters	Rejected Ballot Papers	Rejected Ballot Papers %	Total Votes Cast	Total Registered Voters	Percentage Poll
	<b>12,042</b>			<b>430</b>	<b>3,45%</b>	<b>12 472</b>	<b>20 882</b>	<b>59,73%</b>
<b>01060092 MPIKA</b>								
LUNGU Edgar ,PF	29,237	70,49%	47,01%					
HICHILEMA Hakainde ,UPND	9,930	23,94%	15,97%					
KALABA Harry ,DP	297	0,72%	0,48%					
M'MEMBE Fred ,SP	242	0,58%	0,39%					
BANDA Andyford M ,PAC	164	0,40%	0,26%					
KATEKA Chishala ,NHP	93	0,22%	0,15%					
CHANDA Charles ,UPPZ	80	0,19%	0,13%					
MUMBA Nevers ,MMD	50	0,12%	0,08%					
MWAMBA Musonda TS ,UNIP	39	0,09%	0,06%					
CHISELA Lazarus ,ZUSD	34	0,08%	0,05%					
HAMUDUDU Highvie ,PNUP	34	0,08%	0,05%					
TONGA Enock R ,3RD LM	30	0,07%	0,05%					
MWENDA Kasonde ,EFF	20	0,05%	0,03%					
NYIRENDA Stephen ,NAREP	13	0,03%	0,02%					
TEMBO Sean ,PEP	12	0,03%	0,02%					
SILUMBE Richard ,LM	3	0,01%	0,00%					
	<b>40,278</b>			<b>1 198</b>	<b>2,89%</b>	<b>41 476</b>	<b>62 187</b>	<b>66,70%</b>
<b>01060093 NAKONDE</b>								
LUNGU Edgar ,PF	19,735	48,32%	31,24%					
HICHILEMA Hakainde ,UPND	18,086	44,29%	28,63%					
M'MEMBE Fred ,SP	290	0,71%	0,46%					
BANDA Andyford M ,PAC	228	0,56%	0,36%					
KALABA Harry ,DP	121	0,30%	0,19%					

**Province: MUCHINGA**

<b>Candidate</b>	<b>Votes Recieved</b>	<b>% Against Votes Cast</b>	<b>% Against Registered Voters</b>	<b>Rejected Ballot Papers</b>	<b>Rejected Ballot Papers %</b>	<b>Total Votes Cast</b>	<b>Total Registered Voters</b>	<b>Percentage Poll</b>
CHANDA Charles ,UPPZ	88	0,22%	0,14%					
CHISELA Lazarus ,ZUSD	78	0,19%	0,12%					
HAMUDUDU Highvie ,PNUP	69	0,17%	0,11%					
KATEKA Chishala ,NHP	58	0,14%	0,09%					
MUMBA Nevers ,MMD	55	0,13%	0,09%					
MWAMBA Musonda TS ,UNIP	40	0,10%	0,06%					
MWENDA Kasonde ,EFF	29	0,07%	0,05%					
TONGA Enock R ,3RD LM	28	0,07%	0,04%					
TEMBO Sean ,PEP	22	0,05%	0,03%					
SILUMBE Richard ,LM	15	0,04%	0,02%					
NYIRENDA Stephen ,NAREP	13	0,03%	0,02%					
	<b>38,955</b>			<b>1 884</b>	<b>4,61%</b>	<b>40 839</b>	<b>63 178</b>	<b>64,64%</b>

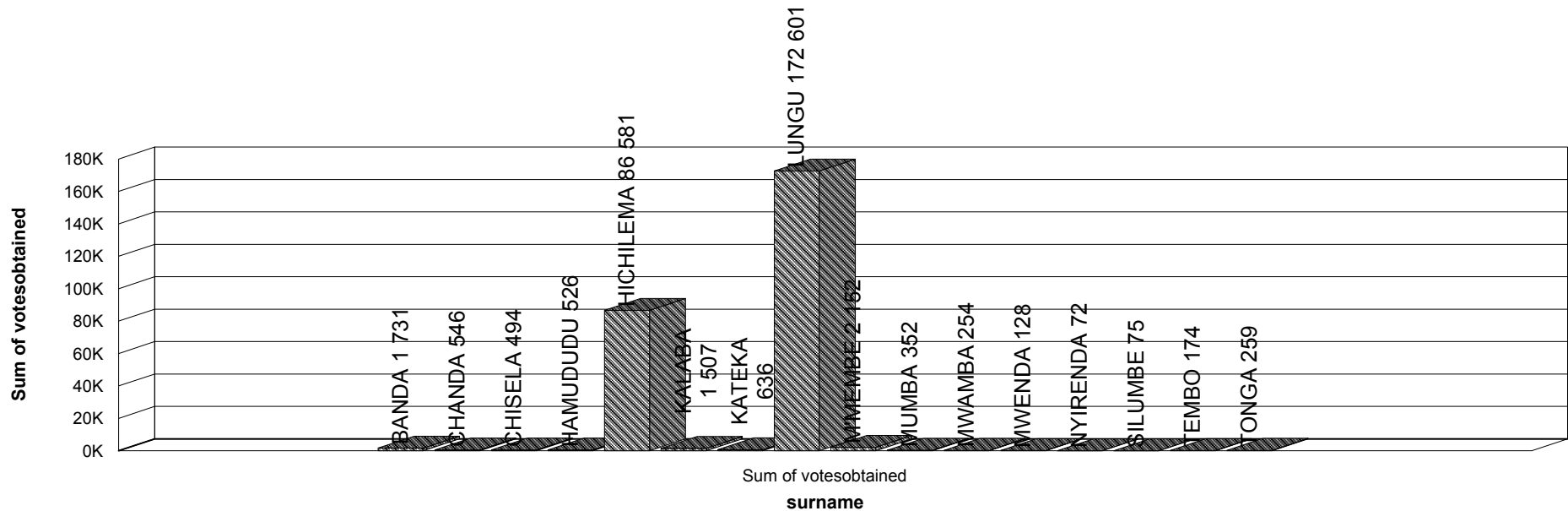
**01060094 SHIWAN'GANDU**

LUNGU Edgar ,PF	19,129	71,42%	54,29%					
HICHILEMA Hakainde ,UPND	5,513	20,58%	15,65%					
M'MEMBE Fred ,SP	582	2,17%	1,65%					
KALABA Harry ,DP	204	0,76%	0,58%					
BANDA Andyford M ,PAC	142	0,53%	0,40%					
KATEKA Chishala ,NHP	58	0,22%	0,16%					
CHANDA Charles ,UPPZ	31	0,12%	0,09%					
CHISELA Lazarus ,ZUSD	30	0,11%	0,09%					
HAMUDUDU Highvie ,PNUP	26	0,10%	0,07%					
TONGA Enock R ,3RD LM	22	0,08%	0,06%					
MWAMBA Musonda TS ,UNIP	18	0,07%	0,05%					
MUMBA Nevers ,MMD	18	0,07%	0,05%					

**Province: MUCHINGA**

<b>Candidate</b>	<b>Votes Recieved</b>	<b>% Against Votes Cast</b>	<b>% Against Registered Voters</b>	<b>Rejected Ballot Papers</b>	<b>Rejected Ballot Papers %</b>	<b>Total Votes Cast</b>	<b>Total Registered Voters</b>	<b>Percentage Poll</b>
TEMBO Sean ,PEP	11	0,04%	0,03%					
MWENDA Kasonde ,EFF	8	0,03%	0,02%					
SILUMBE Richard ,LM	3	0,01%	0,01%					
NYIRENDA Stephen ,NAREP	1	0,00%	0,00%					
	<b>25,796</b>			<b>989</b>	<b>3,69%</b>	<b>26 785</b>	<b>35 233</b>	<b>76,02%</b>

MUCHINGA Province:	Votes Recieved	% Against Votes Cast	% Against Registered Voters	Rejected Ballot Papers	Rejected Ballot Papers %	Total Votes Cast	Total Registered Voters	Percentage Poll
Candidate								
LUNGU Edgar	172,601	61,89%	42,97%					
HICHILEMA Hakainde	86,581	31,04%	21,56%					
M'MEMBE Fred	2,152	0,77%	0,54%					
BANDA Andyford M	1,731	0,62%	0,43%					
KALABA Harry	1,507	0,54%	0,38%					
KATEKA Chishala	636	0,23%	0,16%					
CHANDA Charles	546	0,20%	0,14%					
HAMUDUDU Highvie	526	0,19%	0,13%					
CHISELA Lazarus	494	0,18%	0,12%					
MUMBA Nevers	352	0,13%	0,09%					
TONGA Enock R	259	0,09%	0,06%					
MWAMBA Musonda TS	254	0,09%	0,06%					
TEMBO Sean	174	0,06%	0,04%					
MWENDA Kasonde	128	0,05%	0,03%					
SILUMBE Richard	75	0,03%	0,02%					
NYIRENDA Stephen	72	0,03%	0,02%					
				10,804	3,87%	278,892	401,658	69,44%



**Province: NORTHERN**

Candidate	Votes Received	% Against Votes Cast	% Against Registered Voters	Rejected Ballot Papers	Rejected Ballot Papers %	Total Votes Cast	Total Registered Voters	Percentage Poll
<b>01070095 CHILUBI</b>								
LUNGU Edgar ,PF	18,493	52,15%	35,44%					
HICHILEMA Hakainde ,UPND	13,855	39,07%	26,55%					
BANDA Andyford M ,PAC	359	1,01%	0,69%					
M'MEMBE Fred ,SP	194	0,55%	0,37%					
KALABA Harry ,DP	173	0,49%	0,33%					
KATEKA Chishala ,NHP	135	0,38%	0,26%					
CHISELA Lazarus ,ZUSD	109	0,31%	0,21%					
HAMUDUDU Highvie ,PNUP	95	0,27%	0,18%					
CHANDA Charles ,UPPZ	92	0,26%	0,18%					
TONGA Enock R ,3RD LM	57	0,16%	0,11%					
MUMBA Nevers ,MMD	46	0,13%	0,09%					
MWAMBA Musonda TS ,UNIP	40	0,11%	0,08%					
TEMBO Sean ,PEP	25	0,07%	0,05%					
MWENDA Kasonde ,EFF	24	0,07%	0,05%					
SILUMBE Richard ,LM	16	0,05%	0,03%					
NYIRENDA Stephen ,NAREP	13	0,04%	0,02%					
	<b>33,726</b>			<b>1 732</b>	<b>4,88%</b>	<b>35 458</b>	<b>52 175</b>	<b>67,96%</b>

**01070096 KAPUTA**

HICHILEMA Hakainde ,UPND	13,207	47,57%	33,79%					
LUNGU Edgar ,PF	13,181	47,48%	33,72%					
SILUMBE Richard ,LM	139	0,50%	0,36%					
BANDA Andyford M ,PAC	78	0,28%	0,20%					
KALABA Harry ,DP	76	0,27%	0,19%					
HAMUDUDU Highvie ,PNUP	62	0,22%	0,16%					

**Province: NORTHERN**

<b>Candidate</b>	<b>Votes Recieved</b>	<b>% Against Votes Cast</b>	<b>% Against Registered Voters</b>	<b>Rejected Ballot Papers</b>	<b>Rejected Ballot Papers %</b>	<b>Total Votes Cast</b>	<b>Total Registered Voters</b>	<b>Percentage Poll</b>
M'MEMBE Fred ,SP	61	0,22%	0,16%					
KATEKA Chishala ,NHP	49	0,18%	0,13%					
CHANDA Charles ,UPPZ	26	0,09%	0,07%					
CHISELA Lazarus ,ZUSD	25	0,09%	0,06%					
MUMBA Nevers ,MMD	15	0,05%	0,04%					
TONGA Enock R ,3RD LM	13	0,05%	0,03%					
MWAMBA Musonda TS ,UNIP	8	0,03%	0,02%					
TEMBO Sean ,PEP	6	0,02%	0,02%					
NYIRENDA Stephen ,NAREP	5	0,02%	0,01%					
MWENDA Kasonde ,EFF	3	0,01%	0,01%					
	<b>26,954</b>			<b>810</b>	<b>2,92%</b>	<b>27 764</b>	<b>39 084</b>	<b>71,04%</b>

**01070097 KASAMA CENTRAL**

LUNGU Edgar ,PF	26,358	56,89%	38,04%					
HICHILEMA Hakainde ,UPND	17,649	38,09%	25,47%					
M'MEMBE Fred ,SP	276	0,60%	0,40%					
KALABA Harry ,DP	246	0,53%	0,36%					
BANDA Andyford M ,PAC	156	0,34%	0,23%					
KATEKA Chishala ,NHP	132	0,28%	0,19%					
CHANDA Charles ,UPPZ	80	0,17%	0,12%					
HAMUDUDU Highvie ,PNUP	54	0,12%	0,08%					
MUMBA Nevers ,MMD	39	0,08%	0,06%					
MWAMBA Musonda TS ,UNIP	34	0,07%	0,05%					
CHISELA Lazarus ,ZUSD	32	0,07%	0,05%					
TEMBO Sean ,PEP	31	0,07%	0,04%					
TONGA Enock R ,3RD LM	24	0,05%	0,03%					

**Province: NORTHERN**

Candidate	Votes Recieved	% Against Votes Cast	% Against Registered Voters	Rejected Ballot Papers	Rejected Ballot Papers %	Total Votes Cast	Total Registered Voters	Percentage Poll
MWENDA Kasonde ,EFF	13	0,03%	0,02%					
NYIRENDA Stephen ,NAREP	7	0,02%	0,01%					
SILUMBE Richard ,LM	4	0,01%	0,01%					
	<b>45,135</b>			<b>1 199</b>	<b>2,59%</b>	<b>46 334</b>	<b>69 295</b>	<b>66,86%</b>
<b>01070098 LUKASHYA</b>								
LUNGU Edgar ,PF	30,101	70,64%	46,74%					
HICHILEMA Hakainde ,UPND	10,238	24,03%	15,90%					
M'MEMBE Fred ,SP	238	0,56%	0,37%					
BANDA Andyford M ,PAC	218	0,51%	0,34%					
KALABA Harry ,DP	147	0,34%	0,23%					
CHANDA Charles ,UPPZ	115	0,27%	0,18%					
KATEKA Chishala ,NHP	102	0,24%	0,16%					
MWAMBA Musonda TS ,UNIP	45	0,11%	0,07%					
HAMUDUDU Highvie ,PNUP	44	0,10%	0,07%					
CHISELA Lazarus ,ZUSD	39	0,09%	0,06%					
MUMBA Nevers ,MMD	37	0,09%	0,06%					
TONGA Enock R ,3RD LM	27	0,06%	0,04%					
SILUMBE Richard ,LM	15	0,04%	0,02%					
TEMBO Sean ,PEP	14	0,03%	0,02%					
MWENDA Kasonde ,EFF	11	0,03%	0,02%					
NYIRENDA Stephen ,NAREP	6	0,01%	0,01%					
	<b>41,397</b>			<b>1 213</b>	<b>2,85%</b>	<b>42 610</b>	<b>64 397</b>	<b>66,17%</b>
<b>01070099 LUBANSENSHI</b>								
LUNGU Edgar ,PF	17,182	61,88%	44,34%					
HICHILEMA Hakainde ,UPND	8,907	32,08%	22,98%					



**Province: NORTHERN**

<b>Candidate</b>	<b>Votes Received</b>	<b>% Against Votes Cast</b>	<b>% Against Registered Voters</b>	<b>Rejected Ballot Papers</b>	<b>Rejected Ballot Papers %</b>	<b>Total Votes Cast</b>	<b>Total Registered Voters</b>	<b>Percentage Poll</b>
BANDA Andyford M ,PAC	178	0,64%	0,46%					
M'MEMBE Fred ,SP	158	0,57%	0,41%					
KALABA Harry ,DP	91	0,33%	0,23%					
KATEKA Chishala ,NHP	74	0,27%	0,19%					
CHANDA Charles ,UPPZ	45	0,16%	0,12%					
HAMUDUDU Highvie ,PNUP	40	0,14%	0,10%					
MUMBA Nevers ,MMD	30	0,11%	0,08%					
CHISELA Lazarus ,ZUSD	27	0,10%	0,07%					
MWAMBA Musonda TS ,UNIP	15	0,05%	0,04%					
TONGA Enock R ,3RD LM	14	0,05%	0,04%					
TEMBO Sean ,PEP	9	0,03%	0,02%					
MWENDA Kasonde ,EFF	4	0,01%	0,01%					
NYIRENDA Stephen ,NAREP	3	0,01%	0,01%					
SILUMBE Richard ,LM	2	0,01%	0,01%					
	<b>26,779</b>			<b>987</b>	<b>3,55%</b>	<b>27 766</b>	<b>38 753</b>	<b>71,65%</b>
<b>01070100 LUPOSOSHI</b>								
LUNGU Edgar ,PF	16,229	68,60%	54,85%					
HICHILEMA Hakainde ,UPND	6,092	25,75%	20,59%					
M'MEMBE Fred ,SP	156	0,66%	0,53%					
KALABA Harry ,DP	120	0,51%	0,41%					
BANDA Andyford M ,PAC	103	0,44%	0,35%					
KATEKA Chishala ,NHP	64	0,27%	0,22%					
TONGA Enock R ,3RD LM	34	0,14%	0,11%					
CHANDA Charles ,UPPZ	32	0,14%	0,11%					
CHISELA Lazarus ,ZUSD	26	0,11%	0,09%					

**Province: NORTHERN**

<b>Candidate</b>	<b>Votes Received</b>	<b>% Against Votes Cast</b>	<b>% Against Registered Voters</b>	<b>Rejected Ballot Papers</b>	<b>Rejected Ballot Papers %</b>	<b>Total Votes Cast</b>	<b>Total Registered Voters</b>	<b>Percentage Poll</b>
HAMUDUDU Highvie ,PNUP	24	0,10%	0,08%					
MUMBA Nevers ,MMD	16	0,07%	0,05%					
TEMBO Sean ,PEP	16	0,07%	0,05%					
MWENDA Kasonde ,EFF	8	0,03%	0,03%					
MWAMBA Musonda TS ,UNIP	7	0,03%	0,02%					
SILUMBE Richard ,LM	6	0,03%	0,02%					
NYIRENDA Stephen ,NAREP	4	0,02%	0,01%					
	<b>22,937</b>			<b>720</b>	<b>3,04%</b>	<b>23 657</b>	<b>29 587</b>	<b>79,96%</b>

**01070101 MBALA**

HICHILEMA Hakainde ,UPND	15,477	47,26%	28,62%					
LUNGU Edgar ,PF	14,821	45,25%	27,40%					
M'MEMBE Fred ,SP	313	0,96%	0,58%					
BANDA Andyford M ,PAC	190	0,58%	0,35%					
KALABA Harry ,DP	95	0,29%	0,18%					
CHANDA Charles ,UPPZ	83	0,25%	0,15%					
CHISELA Lazarus ,ZUSD	70	0,21%	0,13%					
KATEKA Chishala ,NHP	55	0,17%	0,10%					
MWAMBA Musonda TS ,UNIP	52	0,16%	0,10%					
HAMUDUDU Highvie ,PNUP	50	0,15%	0,09%					
MUMBA Nevers ,MMD	41	0,13%	0,08%					
TEMBO Sean ,PEP	26	0,08%	0,05%					
TONGA Enock R ,3RD LM	24	0,07%	0,04%					
MWENDA Kasonde ,EFF	20	0,06%	0,04%					
SILUMBE Richard ,LM	16	0,05%	0,03%					
NYIRENDA Stephen ,NAREP	10	0,03%	0,02%					

**Province: NORTHERN**

Candidate	Votes Recieved	% Against Votes Cast	% Against Registered Voters	Rejected Ballot Papers	Rejected Ballot Papers %	Total Votes Cast	Total Registered Voters	Percentage Poll
	<b>31,343</b>			<b>1 408</b>	<b>4,30%</b>	<b>32 751</b>	<b>54 086</b>	<b>60,55%</b>
<b>01070102 SENG A HILL</b>								
HICHILEMA Hakainde ,UPND	13,017	48,15%	29,22%					
LUNGU Edgar ,PF	10,673	39,48%	23,96%					
M'MEMBE Fred ,SP	801	2,96%	1,80%					
BANDA Andyford M ,PAC	314	1,16%	0,70%					
KALABA Harry ,DP	185	0,68%	0,42%					
CHANDA Charles ,UPPZ	116	0,43%	0,26%					
CHISELA Lazarus ,ZUSD	112	0,41%	0,25%					
HAMUDUDU Highvie ,PNUP	105	0,39%	0,24%					
MWAMBA Musonda TS ,UNIP	67	0,25%	0,15%					
KATEKA Chishala ,NHP	57	0,21%	0,13%					
MUMBA Nevers ,MMD	52	0,19%	0,12%					
TONGA Enock R ,3RD LM	48	0,18%	0,11%					
MWENDA Kasonde ,EFF	31	0,11%	0,07%					
TEMBO Sean ,PEP	27	0,10%	0,06%					
SILUMBE Richard ,LM	24	0,09%	0,05%					
NYIRENDA Stephen ,NAREP	9	0,03%	0,02%					
	<b>25,638</b>			<b>1 395</b>	<b>5,16%</b>	<b>27 033</b>	<b>44 543</b>	<b>60,69%</b>
<b>01070103 LUNTE</b>								
LUNGU Edgar ,PF	9,953	52,38%	36,24%					
HICHILEMA Hakainde ,UPND	7,455	39,23%	27,15%					
KALABA Harry ,DP	214	1,13%	0,78%					
BANDA Andyford M ,PAC	158	0,83%	0,58%					
M'MEMBE Fred ,SP	105	0,55%	0,38%					

**Province: NORTHERN**

<b>Candidate</b>	<b>Votes Recieved</b>	<b>% Against Votes Cast</b>	<b>% Against Registered Voters</b>	<b>Rejected Ballot Papers</b>	<b>Rejected Ballot Papers %</b>	<b>Total Votes Cast</b>	<b>Total Registered Voters</b>	<b>Percentage Poll</b>
CHISELA Lazarus ,ZUSD	59	0,31%	0,21%					
CHANDA Charles ,UPPZ	53	0,28%	0,19%					
KATEKA Chishala ,NHP	49	0,26%	0,18%					
HAMUDUDU Highvie ,PNUP	46	0,24%	0,17%					
MUMBA Nevers ,MMD	29	0,15%	0,11%					
MWAMBA Musonda TS ,UNIP	22	0,12%	0,08%					
TONGA Enock R ,3RD LM	17	0,09%	0,06%					
TEMBO Sean ,PEP	15	0,08%	0,05%					
MWENDA Kasonde ,EFF	10	0,05%	0,04%					
SILUMBE Richard ,LM	7	0,04%	0,03%					
NYIRENDA Stephen ,NAREP	5	0,03%	0,02%					
	<b>18,197</b>			<b>805</b>	<b>4,24%</b>	<b>19 002</b>	<b>27 462</b>	<b>69,19%</b>

**01070104 MPOROKOSO**

LUNGU Edgar ,PF	11,334	59,58%	45,33%					
HICHILEMA Hakainde ,UPND	6,734	35,40%	26,93%					
KALABA Harry ,DP	175	0,92%	0,70%					
BANDA Andyford M ,PAC	84	0,44%	0,34%					
M'MEMBE Fred ,SP	41	0,22%	0,16%					
HAMUDUDU Highvie ,PNUP	33	0,17%	0,13%					
CHISELA Lazarus ,ZUSD	33	0,17%	0,13%					
KATEKA Chishala ,NHP	21	0,11%	0,08%					
CHANDA Charles ,UPPZ	20	0,11%	0,08%					
MWAMBA Musonda TS ,UNIP	15	0,08%	0,06%					
MUMBA Nevers ,MMD	12	0,06%	0,05%					
MWENDA Kasonde ,EFF	9	0,05%	0,04%					

**Province: NORTHERN**

Candidate	Votes Recieved	% Against Votes Cast	% Against Registered Voters	Rejected Ballot Papers	Rejected Ballot Papers %	Total Votes Cast	Total Registered Voters	Percentage Poll
TEMBO Sean ,PEP	8	0,04%	0,03%					
TONGA Enock R ,3RD LM	8	0,04%	0,03%					
SILUMBE Richard ,LM	5	0,03%	0,02%					
NYIRENDA Stephen ,NAREP	2	0,01%	0,01%					
	<b>18,534</b>			<b>488</b>	<b>2,57%</b>	<b>19 022</b>	<b>25 006</b>	<b>76,07%</b>

**01070105 MPULUNGU**

HICHILEMA Hakainde ,UPND	19,359	50,94%	35,38%					
LUNGU Edgar ,PF	16,252	42,76%	29,70%					
BANDA Andyford M ,PAC	197	0,52%	0,36%					
M'MEMBE Fred ,SP	100	0,26%	0,18%					
KALABA Harry ,DP	81	0,21%	0,15%					
KATEKA Chishala ,NHP	60	0,16%	0,11%					
CHANDA Charles ,UPPZ	56	0,15%	0,10%					
CHISELA Lazarus ,ZUSD	54	0,14%	0,10%					
HAMUDUDU Highvie ,PNUP	54	0,14%	0,10%					
TONGA Enock R ,3RD LM	43	0,11%	0,08%					
MUMBA Nevers ,MMD	36	0,09%	0,07%					
TEMBO Sean ,PEP	28	0,07%	0,05%					
MWAMBA Musonda TS ,UNIP	18	0,05%	0,03%					
MWENDA Kasonde ,EFF	15	0,04%	0,03%					
NYIRENDA Stephen ,NAREP	12	0,03%	0,02%					
SILUMBE Richard ,LM	9	0,02%	0,02%					

**36,374**

**1 630**

**4,29%**

**38 004**

**54 723**

**69,45%**

**01070106 MALOLE**

LUNGU Edgar ,PF	35,042	69,10%	44,56%					
-----------------	--------	--------	--------	--	--	--	--	--

**Province: NORTHERN**

<b>Candidate</b>	<b>Votes Recieved</b>	<b>% Against Votes Cast</b>	<b>% Against Registered Voters</b>	<b>Rejected Ballot Papers</b>	<b>Rejected Ballot Papers %</b>	<b>Total Votes Cast</b>	<b>Total Registered Voters</b>	<b>Percentage Poll</b>
HICHILEMA Hakainde ,UPND	11,538	22,75%	14,67%					
BANDA Andyford M ,PAC	466	0,92%	0,59%					
KATEKA Chishala ,NHP	456	0,90%	0,58%					
M'MEMBE Fred ,SP	430	0,85%	0,55%					
HAMUDUDU Highvie ,PNUP	311	0,61%	0,40%					
KALABA Harry ,DP	297	0,59%	0,38%					
CHANDA Charles ,UPPZ	283	0,56%	0,36%					
CHISELA Lazarus ,ZUSD	198	0,39%	0,25%					
MWAMBA Musonda TS ,UNIP	96	0,19%	0,12%					
MUMBA Nevers ,MMD	71	0,14%	0,09%					
TONGA Enock R ,3RD LM	44	0,09%	0,06%					
TEMBO Sean ,PEP	28	0,06%	0,04%					
MWENDA Kasonde ,EFF	24	0,05%	0,03%					
NYIRENDA Stephen ,NAREP	19	0,04%	0,02%					
SILUMBE Richard ,LM	11	0,02%	0,01%					
	<b>49,314</b>			<b>1 399</b>	<b>2,76%</b>	<b>50 713</b>	<b>78 633</b>	<b>64,49%</b>

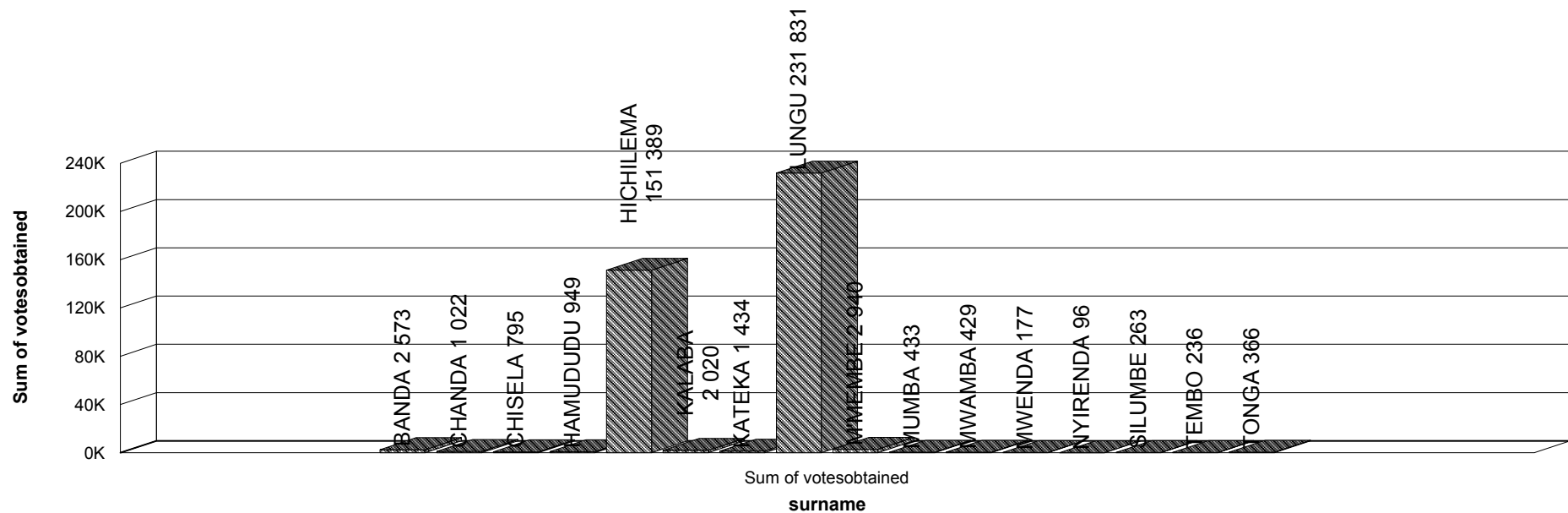
**01070107 CHIMBAMILONGA**

LUNGU Edgar ,PF	12,212	57,43%	42,70%					
HICHILEMA Hakainde ,UPND	7,861	36,97%	27,48%					
KATEKA Chishala ,NHP	180	0,85%	0,63%					
KALABA Harry ,DP	120	0,56%	0,42%					
BANDA Andyford M ,PAC	72	0,34%	0,25%					
M'MEMBE Fred ,SP	67	0,32%	0,23%					
HAMUDUDU Highvie ,PNUP	31	0,15%	0,11%					
CHANDA Charles ,UPPZ	21	0,10%	0,07%					

**Province: NORTHERN**

<b>Candidate</b>	<b>Votes Recieved</b>	<b>% Against Votes Cast</b>	<b>% Against Registered Voters</b>	<b>Rejected Ballot Papers</b>	<b>Rejected Ballot Papers %</b>	<b>Total Votes Cast</b>	<b>Total Registered Voters</b>	<b>Percentage Poll</b>
TONGA Enock R ,3RD LM	13	0,06%	0,05%					
CHISELA Lazarus ,ZUSD	11	0,05%	0,04%					
MWAMBA Musonda TS ,UNIP	10	0,05%	0,03%					
MUMBA Nevers ,MMD	9	0,04%	0,03%					
SILUMBE Richard ,LM	9	0,04%	0,03%					
MWENDA Kasonde ,EFF	5	0,02%	0,02%					
TEMBO Sean ,PEP	3	0,01%	0,01%					
NYIRENDA Stephen ,NAREP	1	0,00%	0,00%					
	<b>20,625</b>			<b>639</b>	<b>3,01%</b>	<b>21 264</b>	<b>28 602</b>	<b>74,34%</b>

NORTHERN Province:	Votes Recieved	% Against Votes Cast	% Against Registered Voters	Rejected Ballot Papers	Rejected Ballot Papers %	Total Votes Cast	Total Registered Voters	Percentage Poll
Candidate								
LUNGU Edgar	231,831	56,35%	38,23%					
HICHILEMA Hakainde	151,389	36,80%	24,97%					
M'MEMBE Fred	2,940	0,71%	0,48%					
BANDA Andyford M	2,573	0,63%	0,42%					
KALABA Harry	2,020	0,49%	0,33%					
KATEKA Chishala	1,434	0,35%	0,24%					
CHANDA Charles	1,022	0,25%	0,17%					
HAMUDUDU Highvie	949	0,23%	0,16%					
CHISELA Lazarus	795	0,19%	0,13%					
MUMBA Nevers	433	0,11%	0,07%					
MWAMBA Musonda TS	429	0,10%	0,07%					
TONGA Enoch R	366	0,09%	0,06%					
SILUMBE Richard	263	0,06%	0,04%					
TEMBO Sean	236	0,06%	0,04%					
MWENDA Kasonde	177	0,04%	0,03%					
NYIRENDA Stephen	96	0,02%	0,02%					
				14,425	3,51%	411,378	606,346	67,85%





**Province: NORTH-WESTERN**

Candidate	Votes Received	% Against Votes Cast	% Against Registered Voters	Rejected Ballot Papers	Rejected Ballot Papers %	Total Votes Cast	Total Registered Voters	Percentage Poll
<b>01080108 CHAVUMA</b>								
HICHILEMA Hakainde ,UPND	13,758	79,66%	66,80%					
LUNGU Edgar ,PF	2,925	16,94%	14,20%					
M'MEMBE Fred ,SP	79	0,46%	0,38%					
HAMUDUDU Highvie ,PNUP	48	0,28%	0,23%					
BANDA Andyford M ,PAC	37	0,21%	0,18%					
KALABA Harry ,DP	35	0,20%	0,17%					
CHISELA Lazarus ,ZUSD	12	0,07%	0,06%					
CHANDA Charles ,UPPZ	8	0,05%	0,04%					
KATEKA Chishala ,NHP	7	0,04%	0,03%					
MUMBA Nevers ,MMD	7	0,04%	0,03%					
TONGA Enock R ,3RD LM	5	0,03%	0,02%					
NYIRENDA Stephen ,NAREP	4	0,02%	0,02%					
MWAMBA Musonda TS ,UNIP	3	0,02%	0,01%					
TEMBO Sean ,PEP	3	0,02%	0,01%					
SILUMBE Richard ,LM	2	0,01%	0,01%					
MWENDA Kasonde ,EFF	1	0,01%	0,00%					
	<b>16,934</b>			<b>336</b>	<b>1,95%</b>	<b>17 270</b>	<b>20 597</b>	<b>83,85%</b>
<b>01080109 IKELENG'I</b>								
HICHILEMA Hakainde ,UPND	13,958	88,94%	75,69%					
LUNGU Edgar ,PF	1,301	8,29%	7,05%					
HAMUDUDU Highvie ,PNUP	43	0,27%	0,23%					
M'MEMBE Fred ,SP	41	0,26%	0,22%					
KATEKA Chishala ,NHP	33	0,21%	0,18%					
BANDA Andyford M ,PAC	31	0,20%	0,17%					

**Province: NORTH-WESTERN**

<b>Candidate</b>	<b>Votes Recieved</b>	<b>% Against Votes Cast</b>	<b>% Against Registered Voters</b>	<b>Rejected Ballot Papers</b>	<b>Rejected Ballot Papers %</b>	<b>Total Votes Cast</b>	<b>Total Registered Voters</b>	<b>Percentage Poll</b>
KALABA Harry ,DP	29	0,18%	0,16%					
MUMBA Nevers ,MMD	8	0,05%	0,04%					
CHISELA Lazarus ,ZUSD	7	0,04%	0,04%					
TEMBO Sean ,PEP	5	0,03%	0,03%					
MWAMBA Musonda TS ,UNIP	3	0,02%	0,02%					
CHANDA Charles ,UPPZ	3	0,02%	0,02%					
SILUMBE Richard ,LM	1	0,01%	0,01%					
TONGA Enock R ,3RD LM	1	0,01%	0,01%					
MWENDA Kasonde ,EFF	1	0,01%	0,01%					
NYIRENDA Stephen ,NAREP	0	0,00%	0,00%					
	<b>15,465</b>			<b>229</b>	<b>1,46%</b>	<b>15 694</b>	<b>18 441</b>	<b>85,10%</b>

**01080110 KABOMPO**

HICHILEMA Hakainde ,UPND	17,411	89,45%	69,59%					
LUNGU Edgar ,PF	1,490	7,65%	5,96%					
HAMUDUDU Highvie ,PNUP	56	0,29%	0,22%					
M'MEMBE Fred ,SP	48	0,25%	0,19%					
BANDA Andyford M ,PAC	43	0,22%	0,17%					
KALABA Harry ,DP	29	0,15%	0,12%					
NYIRENDA Stephen ,NAREP	20	0,10%	0,08%					
KATEKA Chishala ,NHP	19	0,10%	0,08%					
CHANDA Charles ,UPPZ	19	0,10%	0,08%					
TONGA Enock R ,3RD LM	13	0,07%	0,05%					
CHISELA Lazarus ,ZUSD	10	0,05%	0,04%					
MWAMBA Musonda TS ,UNIP	7	0,04%	0,03%					
MUMBA Nevers ,MMD	6	0,03%	0,02%					

**Province: NORTH-WESTERN**

Candidate	Votes Received	% Against Votes Cast	% Against Registered Voters	Rejected Ballot Papers	Rejected Ballot Papers %	Total Votes Cast	Total Registered Voters	Percentage Poll
SILUMBE Richard ,LM	4	0,02%	0,02%					
TEMBO Sean ,PEP	3	0,02%	0,01%					
MWENDA Kasonde ,EFF	2	0,01%	0,01%					
	<b>19,180</b>			<b>285</b>	<b>1,46%</b>	<b>19 465</b>	<b>25 018</b>	<b>77,80%</b>
<b>01080111 KASEMPA</b>								
HICHILEMA Hakainde ,UPND	24,190	88,73%	68,44%					
LUNGU Edgar ,PF	2,060	7,56%	5,83%					
BANDA Andyford M ,PAC	133	0,49%	0,38%					
HAMUDUDU Highvie ,PNUP	82	0,30%	0,23%					
KALABA Harry ,DP	61	0,22%	0,17%					
M'MEMBE Fred ,SP	45	0,17%	0,13%					
CHISELA Lazarus ,ZUSD	26	0,10%	0,07%					
CHANDA Charles ,UPPZ	17	0,06%	0,05%					
TONGA Enock R ,3RD LM	13	0,05%	0,04%					
MWAMBA Musonda TS ,UNIP	10	0,04%	0,03%					
MUMBA Nevers ,MMD	9	0,03%	0,03%					
KATEKA Chishala ,NHP	7	0,03%	0,02%					
MWENDA Kasonde ,EFF	6	0,02%	0,02%					
SILUMBE Richard ,LM	4	0,01%	0,01%					
NYIRENDA Stephen ,NAREP	3	0,01%	0,01%					
TEMBO Sean ,PEP	3	0,01%	0,01%					
	<b>26,669</b>			<b>594</b>	<b>2,18%</b>	<b>27 263</b>	<b>35 345</b>	<b>77,13%</b>
<b>01080112 MANYINGA</b>								
HICHILEMA Hakainde ,UPND	17,566	88,72%	70,31%					
LUNGU Edgar ,PF	1,588	8,02%	6,36%					

**Province: NORTH-WESTERN**

<b>Candidate</b>	<b>Votes Recieved</b>	<b>% Against Votes Cast</b>	<b>% Against Registered Voters</b>	<b>Rejected Ballot Papers</b>	<b>Rejected Ballot Papers %</b>	<b>Total Votes Cast</b>	<b>Total Registered Voters</b>	<b>Percentage Poll</b>
HAMUDUDU Highvie ,PNUP	59	0,30%	0,24%					
M'MEMBE Fred ,SP	58	0,29%	0,23%					
BANDA Andyford M ,PAC	28	0,14%	0,11%					
KALABA Harry ,DP	19	0,10%	0,08%					
CHANDA Charles ,UPPZ	13	0,07%	0,05%					
CHISELA Lazarus ,ZUSD	8	0,04%	0,03%					
KATEKA Chishala ,NHP	8	0,04%	0,03%					
MUMBA Nevers ,MMD	7	0,04%	0,03%					
TONGA Enock R ,3RD LM	4	0,02%	0,02%					
SILUMBE Richard ,LM	3	0,02%	0,01%					
MWENDA Kasonde ,EFF	3	0,02%	0,01%					
MWAMBA Musonda TS ,UNIP	2	0,01%	0,01%					
TEMBO Sean ,PEP	2	0,01%	0,01%					
NYIRENDA Stephen ,NAREP	1	0,01%	0,00%					
	<b>19,369</b>			<b>431</b>	<b>2,18%</b>	<b>19 800</b>	<b>24 984</b>	<b>79,25%</b>

**01080113 MUFUMBWE**

HICHILEMA Hakainde ,UPND	22,162	87,28%	69,11%					
LUNGU Edgar ,PF	2,279	8,97%	7,11%					
BANDA Andyford M ,PAC	59	0,23%	0,18%					
HAMUDUDU Highvie ,PNUP	58	0,23%	0,18%					
M'MEMBE Fred ,SP	39	0,15%	0,12%					
KALABA Harry ,DP	37	0,15%	0,12%					
CHISELA Lazarus ,ZUSD	27	0,11%	0,08%					
CHANDA Charles ,UPPZ	25	0,10%	0,08%					
TONGA Enock R ,3RD LM	13	0,05%	0,04%					

**Province: NORTH-WESTERN**

<b>Candidate</b>	<b>Votes Recieved</b>	<b>% Against Votes Cast</b>	<b>% Against Registered Voters</b>	<b>Rejected Ballot Papers</b>	<b>Rejected Ballot Papers %</b>	<b>Total Votes Cast</b>	<b>Total Registered Voters</b>	<b>Percentage Poll</b>
MWAMBA Musonda TS ,UNIP	10	0,04%	0,03%					
KATEKA Chishala ,NHP	8	0,03%	0,02%					
MUMBA Nevers ,MMD	5	0,02%	0,02%					
NYIRENDA Stephen ,NAREP	3	0,01%	0,01%					
SILUMBE Richard ,LM	3	0,01%	0,01%					
TEMBO Sean ,PEP	1	0,00%	0,00%					
MWENDA Kasonde ,EFF	1	0,00%	0,00%					
	<b>24,730</b>			<b>663</b>	<b>2,61%</b>	<b>25 393</b>	<b>32 070</b>	<b>79,18%</b>

**01080114 MWINILUNGA**

HICHILEMA Hakainde ,UPND	36,240	91,70%	75,21%					
LUNGU Edgar ,PF	2,170	5,49%	4,50%					
HAMUDUDU Highvie ,PNUP	109	0,28%	0,23%					
KALABA Harry ,DP	52	0,13%	0,11%					
M'MEMBE Fred ,SP	49	0,12%	0,10%					
BANDA Andyford M ,PAC	49	0,12%	0,10%					
CHISELA Lazarus ,ZUSD	21	0,05%	0,04%					
CHANDA Charles ,UPPZ	20	0,05%	0,04%					
KATEKA Chishala ,NHP	14	0,04%	0,03%					
MWAMBA Musonda TS ,UNIP	13	0,03%	0,03%					
MUMBA Nevers ,MMD	9	0,02%	0,02%					
TONGA Enock R ,3RD LM	6	0,02%	0,01%					
SILUMBE Richard ,LM	6	0,02%	0,01%					
TEMBO Sean ,PEP	4	0,01%	0,01%					
MWENDA Kasonde ,EFF	4	0,01%	0,01%					
NYIRENDA Stephen ,NAREP	3	0,01%	0,01%					

**Province: NORTH-WESTERN**

Candidate	Votes Recieved	% Against Votes Cast	% Against Registered Voters	Rejected Ballot Papers	Rejected Ballot Papers %	Total Votes Cast	Total Registered Voters	Percentage Poll
	<b>38,769</b>			<b>752</b>	<b>1,90%</b>	<b>39 521</b>	<b>48 188</b>	<b>82,01%</b>
<b>01080115 SOLWEZI CENTRAL</b>								
HICHILEMA Hakainde ,UPND	47,946	84,84%	62,78%					
LUNGU Edgar ,PF	6,966	12,33%	9,12%					
HAMUDUDU Highvie ,PNUP	124	0,22%	0,16%					
BANDA Andyford M ,PAC	110	0,19%	0,14%					
KALABA Harry ,DP	95	0,17%	0,12%					
KATEKA Chishala ,NHP	78	0,14%	0,10%					
M'MEMBE Fred ,SP	40	0,07%	0,05%					
MUMBA Nevers ,MMD	32	0,06%	0,04%					
CHISELA Lazarus ,ZUSD	30	0,05%	0,04%					
CHANDA Charles ,UPPZ	22	0,04%	0,03%					
MWAMBA Musonda TS ,UNIP	12	0,02%	0,02%					
TONGA Enock R ,3RD LM	11	0,02%	0,01%					
MWENDA Kasonde ,EFF	7	0,01%	0,01%					
SILUMBE Richard ,LM	6	0,01%	0,01%					
NYIRENDA Stephen ,NAREP	2	0,00%	0,00%					
TEMBO Sean ,PEP	1	0,00%	0,00%					
	<b>55,482</b>			<b>1 033</b>	<b>1,83%</b>	<b>56 515</b>	<b>76 377</b>	<b>73,99%</b>
<b>01080116 SOLWEZI EAST</b>								
HICHILEMA Hakainde ,UPND	11,582	82,11%	58,00%					
LUNGU Edgar ,PF	1,575	11,17%	7,89%					
BANDA Andyford M ,PAC	88	0,62%	0,44%					
HAMUDUDU Highvie ,PNUP	49	0,35%	0,25%					
KALABA Harry ,DP	39	0,28%	0,20%					

**Province: NORTH-WESTERN**

Candidate	Votes Recieved	% Against Votes Cast	% Against Registered Voters	Rejected Ballot Papers	Rejected Ballot Papers %	Total Votes Cast	Total Registered Voters	Percentage Poll
CHISELA Lazarus ,ZUSD	33	0,23%	0,17%					
M'MEMBE Fred ,SP	26	0,18%	0,13%					
CHANDA Charles ,UPPZ	18	0,13%	0,09%					
KATEKA Chishala ,NHP	12	0,09%	0,06%					
MWENDA Kasonde ,EFF	11	0,08%	0,06%					
MUMBA Nevers ,MMD	11	0,08%	0,06%					
MWAMBA Musonda TS ,UNIP	9	0,06%	0,05%					
NYIRENDA Stephen ,NAREP	7	0,05%	0,04%					
TONGA Enock R ,3RD LM	5	0,04%	0,03%					
TEMBO Sean ,PEP	3	0,02%	0,02%					
SILUMBE Richard ,LM	1	0,01%	0,01%					
	<b>13,469</b>			<b>636</b>	<b>4,51%</b>	<b>14 105</b>	<b>19 968</b>	<b>70,64%</b>

**01080117 SOLWEZI WEST**

HICHILEMA Hakainde ,UPND	33,301	91,92%	69,82%					
LUNGU Edgar ,PF	1,631	4,50%	3,42%					
HAMUDUDU Highvie ,PNUP	102	0,28%	0,21%					
BANDA Andyford M ,PAC	84	0,23%	0,18%					
KALABA Harry ,DP	76	0,21%	0,16%					
CHISELA Lazarus ,ZUSD	33	0,09%	0,07%					
M'MEMBE Fred ,SP	29	0,08%	0,06%					
CHANDA Charles ,UPPZ	19	0,05%	0,04%					
MUMBA Nevers ,MMD	18	0,05%	0,04%					
KATEKA Chishala ,NHP	17	0,05%	0,04%					
TONGA Enock R ,3RD LM	16	0,04%	0,03%					
MWAMBA Musonda TS ,UNIP	12	0,03%	0,03%					

**Province: NORTH-WESTERN**

Candidate	Votes Recieved	% Against Votes Cast	% Against Registered Voters	Rejected Ballot Papers	Rejected Ballot Papers %	Total Votes Cast	Total Registered Voters	Percentage Poll
MWENDA Kasonde ,EFF	8	0,02%	0,02%					
SILUMBE Richard ,LM	6	0,02%	0,01%					
TEMBO Sean ,PEP	4	0,01%	0,01%					
NYIRENDA Stephen ,NAREP	3	0,01%	0,01%					
	<b>35,359</b>			<b>868</b>	<b>2,40%</b>	<b>36 227</b>	<b>47 696</b>	<b>75,95%</b>

**01080118 ZAMBEZI EAST**

HICHILEMA Hakainde ,UPND	18,271	89,78%	69,43%					
LUNGU Edgar ,PF	1,393	6,84%	5,29%					
HAMUDUDU Highvie ,PNUP	65	0,32%	0,25%					
KALABA Harry ,DP	65	0,32%	0,25%					
BANDA Andyford M ,PAC	36	0,18%	0,14%					
M'MEMBE Fred ,SP	25	0,12%	0,09%					
CHANDA Charles ,UPPZ	15	0,07%	0,06%					
CHISELA Lazarus ,ZUSD	13	0,06%	0,05%					
KATEKA Chishala ,NHP	12	0,06%	0,05%					
TONGA Enock R ,3RD LM	9	0,04%	0,03%					
MWENDA Kasonde ,EFF	5	0,02%	0,02%					
MUMBA Nevers ,MMD	4	0,02%	0,02%					
NYIRENDA Stephen ,NAREP	4	0,02%	0,02%					
MWAMBA Musonda TS ,UNIP	2	0,01%	0,01%					
TEMBO Sean ,PEP	2	0,01%	0,01%					
SILUMBE Richard ,LM	2	0,01%	0,01%					

**19,923**

**428**

**2,10%**

**20 351**

**26 317**

**77,33%**

**01080119 ZAMBEZI WEST**

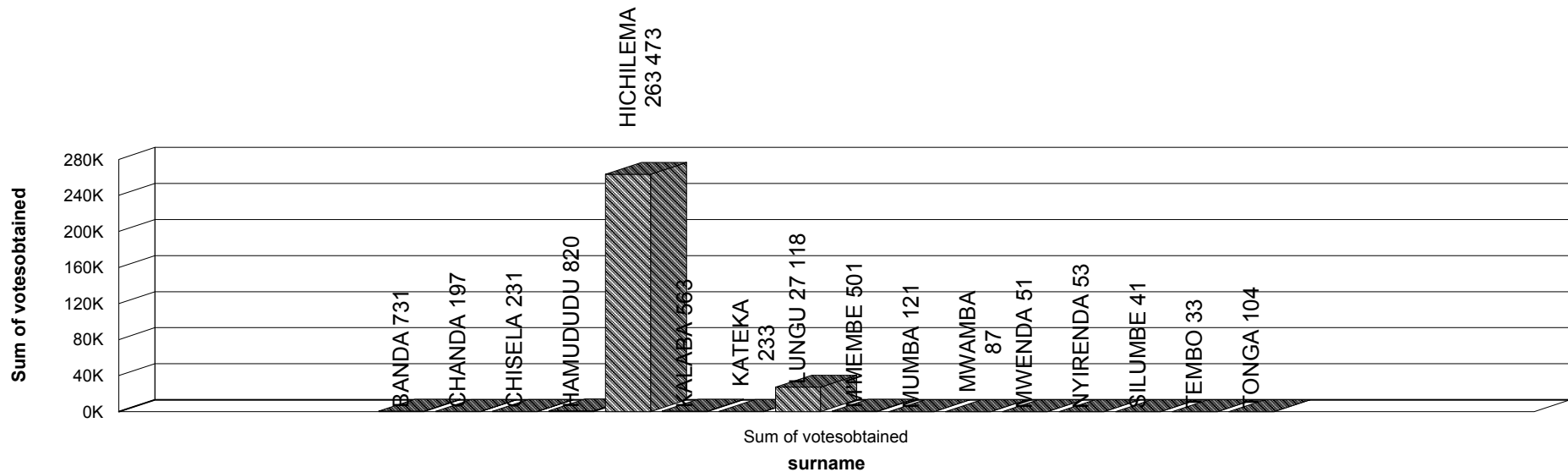
HICHILEMA Hakainde ,UPND	7,088	76,76%	60,71%					
--------------------------	-------	--------	--------	--	--	--	--	--



**Province: NORTH-WESTERN**

<b>Candidate</b>	<b>Votes Recieved</b>	<b>% Against Votes Cast</b>	<b>% Against Registered Voters</b>	<b>Rejected Ballot Papers</b>	<b>Rejected Ballot Papers %</b>	<b>Total Votes Cast</b>	<b>Total Registered Voters</b>	<b>Percentage Poll</b>
LUNGU Edgar ,PF	1,740	18,84%	14,90%					
BANDA Andyford M ,PAC	33	0,36%	0,28%					
KALABA Harry ,DP	26	0,28%	0,22%					
HAMUDUDU Highvie ,PNUP	25	0,27%	0,21%					
M'MEMBE Fred ,SP	22	0,24%	0,19%					
CHANDA Charles ,UPPZ	18	0,19%	0,15%					
KATEKA Chishala ,NHP	18	0,19%	0,15%					
CHISELA Lazarus ,ZUSD	11	0,12%	0,09%					
TONGA Enock R ,3RD LM	8	0,09%	0,07%					
MUMBA Nevers ,MMD	5	0,05%	0,04%					
MWAMBA Musonda TS ,UNIP	4	0,04%	0,03%					
SILUMBE Richard ,LM	3	0,03%	0,03%					
NYIRENDA Stephen ,NAREP	3	0,03%	0,03%					
TEMBO Sean ,PEP	2	0,02%	0,02%					
MWENDA Kasonde ,EFF	2	0,02%	0,02%					
	<b>9,008</b>			<b>226</b>	<b>2,45%</b>	<b>9 234</b>	<b>11 676</b>	<b>79,09%</b>

NORTH-WESTERN Province:	Votes Recieved	% Against Votes Cast	% Against Registered Voters	Rejected Ballot Papers	Rejected Ballot Papers %	Total Votes Cast	Total Registered Voters	Percentage Poll
Candidate								
HICHILEMA Hakainde	263,473	87,58%	68,14%					
LUNGU Edgar	27,118	9,01%	7,01%					
HAMUDUDU Highvie	820	0,27%	0,21%					
BANDA Andyford M	731	0,24%	0,19%					
KALABA Harry	563	0,19%	0,15%					
M'MEMBE Fred	501	0,17%	0,13%					
KATEKA Chishala	233	0,08%	0,06%					
CHISELA Lazarus	231	0,08%	0,06%					
CHANDA Charles	197	0,07%	0,05%					
MUMBA Nevers	121	0,04%	0,03%					
TONGA Enock R	104	0,03%	0,03%					
MWAMBA Musonda TS	87	0,03%	0,02%					
NYIRENDA Stephen	53	0,02%	0,01%					
MWENDA Kasonde	51	0,02%	0,01%					
SILUMBE Richard	41	0,01%	0,01%					
TEMBO Sean	33	0,01%	0,01%					
				6,481	2,15%	300,838	386,677	77,80%



**Province: SOUTHERN**

Candidate	Votes Received	% Against Votes Cast	% Against Registered Voters	Rejected Ballot Papers	Rejected Ballot Papers %	Total Votes Cast	Total Registered Voters	Percentage Poll
<b>01090120 CHIKANKATA</b>								
HICHILEMA Hakainde ,UPND	29,749	94,59%	80,81%					
LUNGU Edgar ,PF	966	3,07%	2,62%					
HAMUDUDU Highvie ,PNUP	96	0,31%	0,26%					
KALABA Harry ,DP	56	0,18%	0,15%					
BANDA Andyford M ,PAC	36	0,11%	0,10%					
M'MEMBE Fred ,SP	27	0,09%	0,07%					
CHISELA Lazarus ,ZUSD	19	0,06%	0,05%					
CHANDA Charles ,UPPZ	12	0,04%	0,03%					
MUMBA Nevers ,MMD	8	0,03%	0,02%					
TONGA Enock R ,3RD LM	7	0,02%	0,02%					
MWAMBA Musonda TS ,UNIP	7	0,02%	0,02%					
TEMBO Sean ,PEP	4	0,01%	0,01%					
KATEKA Chishala ,NHP	3	0,01%	0,01%					
SILUMBE Richard ,LM	2	0,01%	0,01%					
NYIRENDA Stephen ,NAREP	1	0,00%	0,00%					
MWENDA Kasonde ,EFF	0	0,00%	0,00%					
	<b>30,993</b>			<b>456</b>	<b>1,45%</b>	<b>31 449</b>	<b>36 812</b>	<b>85,43%</b>

**01090121 CHOMA CENTRAL**

HICHILEMA Hakainde ,UPND	53,973	90,61%	73,34%					
LUNGU Edgar ,PF	4,086	6,86%	5,55%					
HAMUDUDU Highvie ,PNUP	166	0,28%	0,23%					
KALABA Harry ,DP	95	0,16%	0,13%					
M'MEMBE Fred ,SP	61	0,10%	0,08%					
BANDA Andyford M ,PAC	48	0,08%	0,07%					

**Province: SOUTHERN**

<b>Candidate</b>	<b>Votes Received</b>	<b>% Against Votes Cast</b>	<b>% Against Registered Voters</b>	<b>Rejected Ballot Papers</b>	<b>Rejected Ballot Papers %</b>	<b>Total Votes Cast</b>	<b>Total Registered Voters</b>	<b>Percentage Poll</b>
CHISELA Lazarus ,ZUSD	27	0,05%	0,04%					
MUMBA Nevers ,MMD	22	0,04%	0,03%					
CHANDA Charles ,UPPZ	18	0,03%	0,02%					
KATEKA Chishala ,NHP	18	0,03%	0,02%					
MWAMBA Musonda TS ,UNIP	14	0,02%	0,02%					
MWENDA Kasonde ,EFF	9	0,02%	0,01%					
TONGA Enock R ,3RD LM	6	0,01%	0,01%					
SILUMBE Richard ,LM	6	0,01%	0,01%					
NYIRENDA Stephen ,NAREP	5	0,01%	0,01%					
TEMBO Sean ,PEP	4	0,01%	0,01%					
	<b>58,558</b>			<b>1 007</b>	<b>1,69%</b>	<b>59 565</b>	<b>73 593</b>	<b>80,94%</b>

**01090122 MBABALA**

HICHILEMA Hakainde ,UPND	26,940	96,37%	85,43%					
LUNGU Edgar ,PF	363	1,30%	1,15%					
HAMUDUDU Highvie ,PNUP	51	0,18%	0,16%					
KALABA Harry ,DP	36	0,13%	0,11%					
BANDA Andyford M ,PAC	24	0,09%	0,08%					
CHISELA Lazarus ,ZUSD	13	0,05%	0,04%					
MWAMBA Musonda TS ,UNIP	8	0,03%	0,03%					
M'MEMBE Fred ,SP	8	0,03%	0,03%					
MUMBA Nevers ,MMD	7	0,03%	0,02%					
CHANDA Charles ,UPPZ	6	0,02%	0,02%					
KATEKA Chishala ,NHP	4	0,01%	0,01%					
TONGA Enock R ,3RD LM	4	0,01%	0,01%					
MWENDA Kasonde ,EFF	2	0,01%	0,01%					

**Province: SOUTHERN**

Candidate	Votes Recieved	% Against Votes Cast	% Against Registered Voters	Rejected Ballot Papers	Rejected Ballot Papers %	Total Votes Cast	Total Registered Voters	Percentage Poll
TEMBO Sean ,PEP	2	0,01%	0,01%					
SILUMBE Richard ,LM	2	0,01%	0,01%					
NYIRENDA Stephen ,NAREP	0	0,00%	0,00%					
	<b>27,470</b>			<b>486</b>	<b>1,74%</b>	<b>27 956</b>	<b>31 536</b>	<b>88,65%</b>
<b>01090123 GWEMBE</b>								
HICHILEMA Hakainde ,UPND	23,147	95,55%	83,92%					
LUNGU Edgar ,PF	416	1,72%	1,51%					
HAMUDUDU Highvie ,PNUP	74	0,31%	0,27%					
KALABA Harry ,DP	30	0,12%	0,11%					
BANDA Andyford M ,PAC	23	0,09%	0,08%					
M'MEMBE Fred ,SP	13	0,05%	0,05%					
KATEKA Chishala ,NHP	10	0,04%	0,04%					
TONGA Enock R ,3RD LM	10	0,04%	0,04%					
CHANDA Charles ,UPPZ	8	0,03%	0,03%					
CHISELA Lazarus ,ZUSD	7	0,03%	0,03%					
SILUMBE Richard ,LM	7	0,03%	0,03%					
MWAMBA Musonda TS ,UNIP	6	0,02%	0,02%					
MUMBA Nevers ,MMD	4	0,02%	0,01%					
MWENDA Kasonde ,EFF	4	0,02%	0,01%					
NYIRENDA Stephen ,NAREP	1	0,00%	0,00%					
TEMBO Sean ,PEP	0	0,00%	0,00%					
	<b>23,760</b>			<b>466</b>	<b>1,92%</b>	<b>24 226</b>	<b>27 583</b>	<b>87,83%</b>
<b>01090124 DUNDUMWEZI</b>								
HICHILEMA Hakainde ,UPND	27,883	96,41%	83,99%					
LUNGU Edgar ,PF	262	0,91%	0,79%					

**Province: SOUTHERN**

<b>Candidate</b>	<b>Votes Recieved</b>	<b>% Against Votes Cast</b>	<b>% Against Registered Voters</b>	<b>Rejected Ballot Papers</b>	<b>Rejected Ballot Papers %</b>	<b>Total Votes Cast</b>	<b>Total Registered Voters</b>	<b>Percentage Poll</b>
HAMUDUDU Highvie ,PNUP	82	0,28%	0,25%					
KALABA Harry ,DP	41	0,14%	0,12%					
CHISELA Lazarus ,ZUSD	31	0,11%	0,09%					
BANDA Andyford M ,PAC	23	0,08%	0,07%					
M'MEMBE Fred ,SP	16	0,06%	0,05%					
MWAMBA Musonda TS ,UNIP	13	0,04%	0,04%					
KATEKA Chishala ,NHP	8	0,03%	0,02%					
TONGA Enock R ,3RD LM	8	0,03%	0,02%					
MUMBA Nevers ,MMD	7	0,02%	0,02%					
MWENDA Kasonde ,EFF	6	0,02%	0,02%					
CHANDA Charles ,UPPZ	4	0,01%	0,01%					
TEMBO Sean ,PEP	3	0,01%	0,01%					
SILUMBE Richard ,LM	1	0,00%	0,00%					
NYIRENDA Stephen ,NAREP	0	0,00%	0,00%					
	<b>28,388</b>			<b>534</b>	<b>1,85%</b>	<b>28 922</b>	<b>33 197</b>	<b>87,12%</b>

**01090125 KALOMO CENTRAL**

HICHILEMA Hakainde ,UPND	41,028	93,92%	79,26%					
LUNGU Edgar ,PF	1,401	3,21%	2,71%					
HAMUDUDU Highvie ,PNUP	125	0,29%	0,24%					
BANDA Andyford M ,PAC	85	0,19%	0,16%					
KALABA Harry ,DP	75	0,17%	0,14%					
CHISELA Lazarus ,ZUSD	37	0,08%	0,07%					
M'MEMBE Fred ,SP	31	0,07%	0,06%					
CHANDA Charles ,UPPZ	14	0,03%	0,03%					
MUMBA Nevers ,MMD	8	0,02%	0,02%					

**Province: SOUTHERN**

<b>Candidate</b>	<b>Votes Received</b>	<b>% Against Votes Cast</b>	<b>% Against Registered Voters</b>	<b>Rejected Ballot Papers</b>	<b>Rejected Ballot Papers %</b>	<b>Total Votes Cast</b>	<b>Total Registered Voters</b>	<b>Percentage Poll</b>
KATEKA Chishala ,NHP	8	0,02%	0,02%					
MWAMBA Musonda TS ,UNIP	7	0,02%	0,01%					
TONGA Enock R ,3RD LM	5	0,01%	0,01%					
NYIRENDA Stephen ,NAREP	4	0,01%	0,01%					
SILUMBE Richard ,LM	4	0,01%	0,01%					
TEMBO Sean ,PEP	3	0,01%	0,01%					
MWENDA Kasonde ,EFF	2	0,00%	0,00%					
	<b>42,837</b>			<b>847</b>	<b>1,94%</b>	<b>43 684</b>	<b>51 767</b>	<b>84,39%</b>

**01090126 KATOMBOLA**

HICHILEMA Hakainde ,UPND	42,466	93,18%	77,31%					
LUNGU Edgar ,PF	1,358	2,98%	2,47%					
HAMUDUDU Highvie ,PNUP	149	0,33%	0,27%					
KALABA Harry ,DP	89	0,20%	0,16%					
BANDA Andyford M ,PAC	85	0,19%	0,15%					
CHISELA Lazarus ,ZUSD	41	0,09%	0,07%					
M'MEMBE Fred ,SP	30	0,07%	0,05%					
CHANDA Charles ,UPPZ	25	0,05%	0,05%					
KATEKA Chishala ,NHP	18	0,04%	0,03%					
MWAMBA Musonda TS ,UNIP	18	0,04%	0,03%					
MUMBA Nevers ,MMD	13	0,03%	0,02%					
TONGA Enock R ,3RD LM	12	0,03%	0,02%					
SILUMBE Richard ,LM	9	0,02%	0,02%					
NYIRENDA Stephen ,NAREP	5	0,01%	0,01%					
MWENDA Kasonde ,EFF	4	0,01%	0,01%					
TEMBO Sean ,PEP	4	0,01%	0,01%					

**Province: SOUTHERN**

Candidate	Votes Recieved	% Against Votes Cast	% Against Registered Voters	Rejected Ballot Papers	Rejected Ballot Papers %	Total Votes Cast	Total Registered Voters	Percentage Poll
	<b>44,326</b>			<b>1 250</b>	<b>2,74%</b>	<b>45 576</b>	<b>54 926</b>	<b>82,98%</b>
<b>01090127 LIVINGSTONE</b>								
HICHILEMA Hakainde ,UPND	45,368	75,74%	57,82%					
LUNGU Edgar ,PF	13,273	22,16%	16,91%					
KALABA Harry ,DP	186	0,31%	0,24%					
M'MEMBE Fred ,SP	84	0,14%	0,11%					
HAMUDUDU Highvie ,PNUP	82	0,14%	0,10%					
MUMBA Nevers ,MMD	63	0,11%	0,08%					
KATEKA Chishala ,NHP	39	0,07%	0,05%					
SILUMBE Richard ,LM	28	0,05%	0,04%					
BANDA Andyford M ,PAC	28	0,05%	0,04%					
TEMBO Sean ,PEP	15	0,03%	0,02%					
MWAMBA Musonda TS ,UNIP	15	0,03%	0,02%					
NYIRENDA Stephen ,NAREP	12	0,02%	0,02%					
CHANDA Charles ,UPPZ	12	0,02%	0,02%					
TONGA Enock R ,3RD LM	10	0,02%	0,01%					
CHISELA Lazarus ,ZUSD	5	0,01%	0,01%					
MWENDA Kasonde ,EFF	2	0,00%	0,00%					
	<b>59,222</b>			<b>680</b>	<b>1,14%</b>	<b>59 902</b>	<b>78 470</b>	<b>76,34%</b>
<b>01090128 MAGOYE</b>								
HICHILEMA Hakainde ,UPND	24,992	94,09%	81,01%					
LUNGU Edgar ,PF	830	3,12%	2,69%					
KALABA Harry ,DP	61	0,23%	0,20%					
HAMUDUDU Highvie ,PNUP	59	0,22%	0,19%					
M'MEMBE Fred ,SP	45	0,17%	0,15%					



**Province: SOUTHERN**

<b>Candidate</b>	<b>Votes Recieved</b>	<b>% Against Votes Cast</b>	<b>% Against Registered Voters</b>	<b>Rejected Ballot Papers</b>	<b>Rejected Ballot Papers %</b>	<b>Total Votes Cast</b>	<b>Total Registered Voters</b>	<b>Percentage Poll</b>
BANDA Andyford M ,PAC	33	0,12%	0,11%					
CHISELA Lazarus ,ZUSD	11	0,04%	0,04%					
MWAMBA Musonda TS ,UNIP	5	0,02%	0,02%					
KATEKA Chishala ,NHP	4	0,02%	0,01%					
MWENDA Kasonde ,EFF	3	0,01%	0,01%					
MUMBA Nevers ,MMD	3	0,01%	0,01%					
CHANDA Charles ,UPPZ	2	0,01%	0,01%					
NYIRENDA Stephen ,NAREP	1	0,00%	0,00%					
TONGA Enock R ,3RD LM	0	0,00%	0,00%					
TEMBO Sean ,PEP	0	0,00%	0,00%					
SILUMBE Richard ,LM	0	0,00%	0,00%					
	<b>26,049</b>			<b>513</b>	<b>1,93%</b>	<b>26 562</b>	<b>30 849</b>	<b>86,10%</b>

**01090129 MAZABUKA CENTRAL**

HICHILEMA Hakainde ,UPND	39,928	86,05%	67,73%					
LUNGU Edgar ,PF	5,468	11,78%	9,28%					
HAMUDUDU Highvie ,PNUP	102	0,22%	0,17%					
KALABA Harry ,DP	69	0,15%	0,12%					
M'MEMBE Fred ,SP	56	0,12%	0,09%					
BANDA Andyford M ,PAC	41	0,09%	0,07%					
MUMBA Nevers ,MMD	16	0,03%	0,03%					
KATEKA Chishala ,NHP	13	0,03%	0,02%					
CHANDA Charles ,UPPZ	13	0,03%	0,02%					
TEMBO Sean ,PEP	6	0,01%	0,01%					
MWAMBA Musonda TS ,UNIP	5	0,01%	0,01%					
CHISELA Lazarus ,ZUSD	5	0,01%	0,01%					

**Province: SOUTHERN**

Candidate	Votes Recieved	% Against Votes Cast	% Against Registered Voters	Rejected Ballot Papers	Rejected Ballot Papers %	Total Votes Cast	Total Registered Voters	Percentage Poll
TONGA Enock R ,3RD LM	5	0,01%	0,01%					
SILUMBE Richard ,LM	4	0,01%	0,01%					
MWENDA Kasonde ,EFF	3	0,01%	0,01%					
NYIRENDA Stephen ,NAREP	2	0,00%	0,00%					
	<b>45,736</b>			<b>665</b>	<b>1,43%</b>	<b>46 401</b>	<b>58 954</b>	<b>78,71%</b>

**01090130 BWEENGWA**

HICHILEMA Hakainde ,UPND	21,497	96,55%	86,17%					
LUNGU Edgar ,PF	309	1,39%	1,24%					
HAMUDUDU Highvie ,PNUP	66	0,30%	0,26%					
KALABA Harry ,DP	24	0,11%	0,10%					
BANDA Andyford M ,PAC	9	0,04%	0,04%					
M'MEMBE Fred ,SP	7	0,03%	0,03%					
CHISELA Lazarus ,ZUSD	6	0,03%	0,02%					
CHANDA Charles ,UPPZ	4	0,02%	0,02%					
TONGA Enock R ,3RD LM	3	0,01%	0,01%					
MUMBA Nevers ,MMD	3	0,01%	0,01%					
MWAMBA Musonda TS ,UNIP	3	0,01%	0,01%					
MWENDA Kasonde ,EFF	1	0,00%	0,00%					
NYIRENDA Stephen ,NAREP	1	0,00%	0,00%					
TEMBO Sean ,PEP	1	0,00%	0,00%					
SILUMBE Richard ,LM	1	0,00%	0,00%					
KATEKA Chishala ,NHP	0	0,00%	0,00%					

**21,935**

**331**

**1,49%**

**22 266**

**24 946**

**89,26%**

**01090131 MONZE CENTRAL**

HICHILEMA Hakainde ,UPND	47,427	94,20%	79,49%					
--------------------------	--------	--------	--------	--	--	--	--	--

**Province: SOUTHERN**

<b>Candidate</b>	<b>Votes Recieved</b>	<b>% Against Votes Cast</b>	<b>% Against Registered Voters</b>	<b>Rejected Ballot Papers</b>	<b>Rejected Ballot Papers %</b>	<b>Total Votes Cast</b>	<b>Total Registered Voters</b>	<b>Percentage Poll</b>
LUNGU Edgar ,PF	1,974	3,92%	3,31%					
HAMUDUDU Highvie ,PNUP	126	0,25%	0,21%					
KALABA Harry ,DP	54	0,11%	0,09%					
M'MEMBE Fred ,SP	22	0,04%	0,04%					
BANDA Andyford M ,PAC	17	0,03%	0,03%					
CHANDA Charles ,UPPZ	11	0,02%	0,02%					
KATEKA Chishala ,NHP	9	0,02%	0,02%					
MUMBA Nevers ,MMD	8	0,02%	0,01%					
MWAMBA Musonda TS ,UNIP	8	0,02%	0,01%					
CHISELA Lazarus ,ZUSD	6	0,01%	0,01%					
TONGA Enock R ,3RD LM	5	0,01%	0,01%					
TEMBO Sean ,PEP	4	0,01%	0,01%					
NYIRENDA Stephen ,NAREP	2	0,00%	0,00%					
MWENDA Kasonde ,EFF	2	0,00%	0,00%					
SILUMBE Richard ,LM	1	0,00%	0,00%					
	<b>49,676</b>			<b>673</b>	<b>1,34%</b>	<b>50 349</b>	<b>59 661</b>	<b>84,39%</b>

**01090132 MOOMBA**

HICHILEMA Hakainde ,UPND	14,320	94,49%	84,76%					
KALABA Harry ,DP	289	1,91%	1,71%					
LUNGU Edgar ,PF	194	1,28%	1,15%					
HAMUDUDU Highvie ,PNUP	38	0,25%	0,22%					
BANDA Andyford M ,PAC	21	0,14%	0,12%					
CHISELA Lazarus ,ZUSD	9	0,06%	0,05%					
CHANDA Charles ,UPPZ	9	0,06%	0,05%					
M'MEMBE Fred ,SP	6	0,04%	0,04%					

**Province: SOUTHERN**

Candidate	Votes Received	% Against Votes Cast	% Against Registered Voters	Rejected Ballot Papers	Rejected Ballot Papers %	Total Votes Cast	Total Registered Voters	Percentage Poll
KATEKA Chishala ,NHP	4	0,03%	0,02%					
TONGA Enock R ,3RD LM	3	0,02%	0,02%					
TEMBO Sean ,PEP	3	0,02%	0,02%					
MWAMBA Musonda TS ,UNIP	2	0,01%	0,01%					
MUMBA Nevers ,MMD	2	0,01%	0,01%					
NYIRENDA Stephen ,NAREP	1	0,01%	0,01%					
SILUMBE Richard ,LM	0	0,00%	0,00%					
MWENDA Kasonde ,EFF	0	0,00%	0,00%					
	<b>14,901</b>			<b>254</b>	<b>1,68%</b>	<b>15 155</b>	<b>16 895</b>	<b>89,70%</b>

**01090133 NAMWALA**

HICHILEMA Hakainde ,UPND	34,992	93,31%	78,52%					
LUNGU Edgar ,PF	1,376	3,67%	3,09%					
HAMUDUDU Highvie ,PNUP	110	0,29%	0,25%					
KALABA Harry ,DP	48	0,13%	0,11%					
M'MEMBE Fred ,SP	43	0,11%	0,10%					
BANDA Andyford M ,PAC	35	0,09%	0,08%					
CHISELA Lazarus ,ZUSD	21	0,06%	0,05%					
MWAMBA Musonda TS ,UNIP	20	0,05%	0,04%					
CHANDA Charles ,UPPZ	12	0,03%	0,03%					
TONGA Enock R ,3RD LM	4	0,01%	0,01%					
MUMBA Nevers ,MMD	4	0,01%	0,01%					
TEMBO Sean ,PEP	3	0,01%	0,01%					
KATEKA Chishala ,NHP	3	0,01%	0,01%					
SILUMBE Richard ,LM	3	0,01%	0,01%					
MWENDA Kasonde ,EFF	0	0,00%	0,00%					

**Province: SOUTHERN**

Candidate	Votes Recieved	% Against Votes Cast	% Against Registered Voters	Rejected Ballot Papers	Rejected Ballot Papers %	Total Votes Cast	Total Registered Voters	Percentage Poll
NYIRENDA Stephen ,NAREP	0	0,00%	0,00%					
	<b>36,674</b>			<b>828</b>	<b>2,21%</b>	<b>37 502</b>	<b>44 566</b>	<b>84,15%</b>
<b>01090134 PEMBA</b>								
HICHILEMA Hakainde ,UPND	29,470	96,36%	85,66%					
LUNGU Edgar ,PF	320	1,05%	0,93%					
HAMUDUDU Highvie ,PNUP	98	0,32%	0,28%					
KALABA Harry ,DP	39	0,13%	0,11%					
BANDA Andyford M ,PAC	25	0,08%	0,07%					
CHISELA Lazarus ,ZUSD	9	0,03%	0,03%					
KATEKA Chishala ,NHP	9	0,03%	0,03%					
M'MEMBE Fred ,SP	8	0,03%	0,02%					
TONGA Enock R ,3RD LM	7	0,02%	0,02%					
TEMBO Sean ,PEP	6	0,02%	0,02%					
CHANDA Charles ,UPPZ	6	0,02%	0,02%					
MWAMBA Musonda TS ,UNIP	6	0,02%	0,02%					
MUMBA Nevers ,MMD	3	0,01%	0,01%					
MWENDA Kasonde ,EFF	3	0,01%	0,01%					
NYIRENDA Stephen ,NAREP	3	0,01%	0,01%					
SILUMBE Richard ,LM	1	0,00%	0,00%					
	<b>30,013</b>			<b>571</b>	<b>1,87%</b>	<b>30 584</b>	<b>34 403</b>	<b>88,90%</b>
<b>01090135 SIAVONGA</b>								
HICHILEMA Hakainde ,UPND	20,625	91,20%	78,53%					
LUNGU Edgar ,PF	1,356	6,00%	5,16%					
HAMUDUDU Highvie ,PNUP	56	0,25%	0,21%					
KALABA Harry ,DP	40	0,18%	0,15%					

**Province: SOUTHERN**

<b>Candidate</b>	<b>Votes Recieved</b>	<b>% Against Votes Cast</b>	<b>% Against Registered Voters</b>	<b>Rejected Ballot Papers</b>	<b>Rejected Ballot Papers %</b>	<b>Total Votes Cast</b>	<b>Total Registered Voters</b>	<b>Percentage Poll</b>
BANDA Andyford M ,PAC	27	0,12%	0,10%					
M'MEMBE Fred ,SP	24	0,11%	0,09%					
CHISELA Lazarus ,ZUSD	16	0,07%	0,06%					
TONGA Enock R ,3RD LM	14	0,06%	0,05%					
KATEKA Chishala ,NHP	14	0,06%	0,05%					
NYIRENDA Stephen ,NAREP	14	0,06%	0,05%					
CHANDA Charles ,UPPZ	7	0,03%	0,03%					
SILUMBE Richard ,LM	6	0,03%	0,02%					
MWENDA Kasonde ,EFF	4	0,02%	0,02%					
MWAMBA Musonda TS ,UNIP	3	0,01%	0,01%					
MUMBA Nevers ,MMD	2	0,01%	0,01%					
TEMBO Sean ,PEP	2	0,01%	0,01%					
	<b>22,210</b>			<b>405</b>	<b>1,79%</b>	<b>22 615</b>	<b>26 265</b>	<b>86,10%</b>

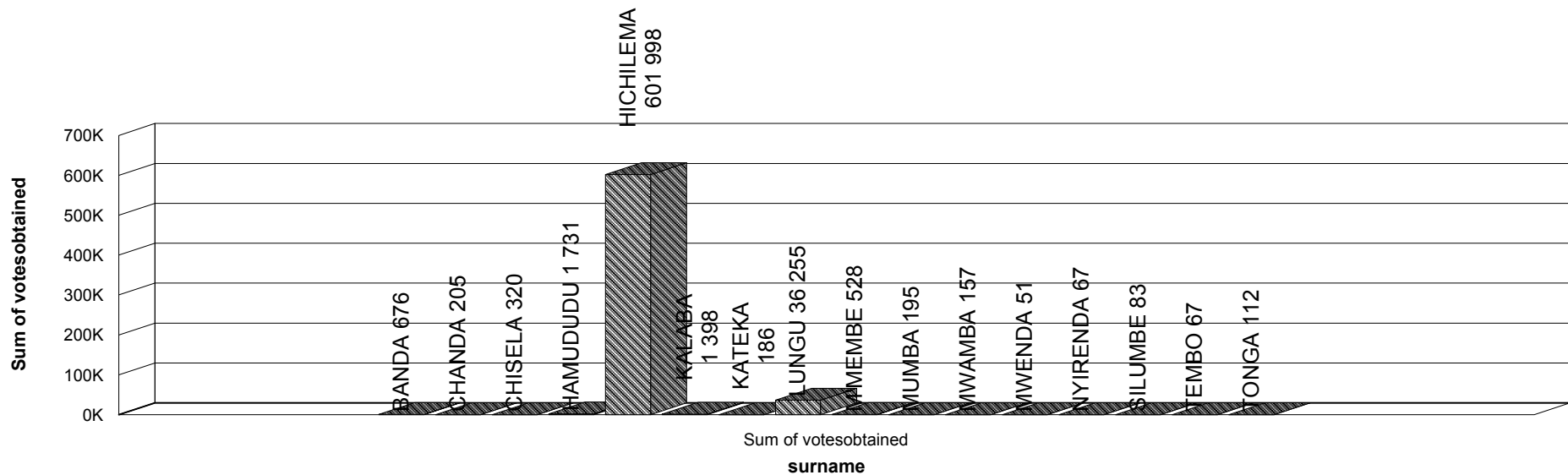
**01090136 SINAZONGWE**

HICHILEMA Hakainde ,UPND	48,334	93,80%	78,39%					
LUNGU Edgar ,PF	1,683	3,27%	2,73%					
HAMUDUDU Highvie ,PNUP	137	0,27%	0,22%					
KALABA Harry ,DP	84	0,16%	0,14%					
BANDA Andyford M ,PAC	54	0,10%	0,09%					
M'MEMBE Fred ,SP	32	0,06%	0,05%					
CHISELA Lazarus ,ZUSD	26	0,05%	0,04%					
CHANDA Charles ,UPPZ	22	0,04%	0,04%					
NYIRENDA Stephen ,NAREP	11	0,02%	0,02%					
KATEKA Chishala ,NHP	9	0,02%	0,01%					
MUMBA Nevers ,MMD	7	0,01%	0,01%					

**Province: SOUTHERN**

<b>Candidate</b>	<b>Votes Recieved</b>	<b>% Against Votes Cast</b>	<b>% Against Registered Voters</b>	<b>Rejected Ballot Papers</b>	<b>Rejected Ballot Papers %</b>	<b>Total Votes Cast</b>	<b>Total Registered Voters</b>	<b>Percentage Poll</b>
MWAMBA Musonda TS ,UNIP	6	0,01%	0,01%					
SILUMBE Richard ,LM	6	0,01%	0,01%					
MWENDA Kasonde ,EFF	4	0,01%	0,01%					
TONGA Enock R ,3RD LM	2	0,00%	0,00%					
TEMBO Sean ,PEP	2	0,00%	0,00%					
	<b>50,419</b>			<b>1 111</b>	<b>2,16%</b>	<b>51 530</b>	<b>61 656</b>	<b>83,58%</b>
<b>01090137 MAPATIZYA</b>								
HICHILEMA Hakainde ,UPND	29,859	94,60%	82,97%					
LUNGU Edgar ,PF	620	1,96%	1,72%					
HAMUDUDU Highvie ,PNUP	114	0,36%	0,32%					
KALABA Harry ,DP	82	0,26%	0,23%					
BANDA Andyford M ,PAC	62	0,20%	0,17%					
CHISELA Lazarus ,ZUSD	31	0,10%	0,09%					
CHANDA Charles ,UPPZ	20	0,06%	0,06%					
MUMBA Nevers ,MMD	15	0,05%	0,04%					
M'MEMBE Fred ,SP	15	0,05%	0,04%					
KATEKA Chishala ,NHP	13	0,04%	0,04%					
MWAMBA Musonda TS ,UNIP	11	0,03%	0,03%					
TONGA Enock R ,3RD LM	7	0,02%	0,02%					
TEMBO Sean ,PEP	5	0,02%	0,01%					
NYIRENDA Stephen ,NAREP	4	0,01%	0,01%					
SILUMBE Richard ,LM	2	0,01%	0,01%					
MWENDA Kasonde ,EFF	2	0,01%	0,01%					
	<b>30,862</b>			<b>700</b>	<b>2,22%</b>	<b>31 562</b>	<b>35 988</b>	<b>87,70%</b>

SOUTHERN Province:	Votes Recieved	% Against Votes Cast	% Against Registered Voters	Rejected Ballot Papers	Rejected Ballot Papers %	Total Votes Cast	Total Registered Voters	Percentage Poll
Candidate								
HICHILEMA Hakainde	601,998	91,80%	76,98%					
LUNGU Edgar	36,255	5,53%	4,64%					
HAMUDUDU Highvie	1,731	0,26%	0,22%					
KALABA Harry	1,398	0,21%	0,18%					
BANDA Andyford M	676	0,10%	0,09%					
M'MEMBE Fred	528	0,08%	0,07%					
CHISELA Lazarus	320	0,05%	0,04%					
CHANDA Charles	205	0,03%	0,03%					
MUMBA Nevers	195	0,03%	0,02%					
KATEKA Chishala	186	0,03%	0,02%					
MWAMBA Musonda TS	157	0,02%	0,02%					
TONGA Enoch R	112	0,02%	0,01%					
SILUMBE Richard	83	0,01%	0,01%					
TEMBO Sean	67	0,01%	0,01%					
NYIRENDA Stephen	67	0,01%	0,01%					
MWENDA Kasonde	51	0,01%	0,01%					
				11,777	1,80%	655,806	782,067	83,86%





**Province: WESTERN**

Candidate	Votes Received	% Against Votes Cast	% Against Registered Voters	Rejected Ballot Papers	Rejected Ballot Papers %	Total Votes Cast	Total Registered Voters	Percentage Poll
<b>01100138 KALABO CENTRAL</b>								
HICHILEMA Hakainde ,UPND	16,040	79,65%	61,09%					
LUNGU Edgar ,PF	3,117	15,48%	11,87%					
KALABA Harry ,DP	135	0,67%	0,51%					
M'MEMBE Fred ,SP	114	0,57%	0,43%					
BANDA Andyford M ,PAC	61	0,30%	0,23%					
HAMUDUDU Highvie ,PNUP	55	0,27%	0,21%					
CHANDA Charles ,UPPZ	36	0,18%	0,14%					
TONGA Enock R ,3RD LM	17	0,08%	0,06%					
KATEKA Chishala ,NHP	14	0,07%	0,05%					
MUMBA Nevers ,MMD	14	0,07%	0,05%					
CHISELA Lazarus ,ZUSD	11	0,05%	0,04%					
MWAMBA Musonda TS ,UNIP	6	0,03%	0,02%					
NYIRENDA Stephen ,NAREP	3	0,01%	0,01%					
MWENDA Kasonde ,EFF	3	0,01%	0,01%					
SILUMBE Richard ,LM	1	0,00%	0,00%					
TEMBO Sean ,PEP	1	0,00%	0,00%					
	<b>19,628</b>			<b>510</b>	<b>2,53%</b>	<b>20 138</b>	<b>26 255</b>	<b>76,70%</b>

**01100139 LIUWA**

HICHILEMA Hakainde ,UPND	10,082	80,81%	69,08%					
LUNGU Edgar ,PF	1,856	14,88%	12,72%					
M'MEMBE Fred ,SP	98	0,79%	0,67%					
HAMUDUDU Highvie ,PNUP	48	0,38%	0,33%					
KALABA Harry ,DP	39	0,31%	0,27%					
BANDA Andyford M ,PAC	19	0,15%	0,13%					

**Province: WESTERN**

<b>Candidate</b>	<b>Votes Recieved</b>	<b>% Against Votes Cast</b>	<b>% Against Registered Voters</b>	<b>Rejected Ballot Papers</b>	<b>Rejected Ballot Papers %</b>	<b>Total Votes Cast</b>	<b>Total Registered Voters</b>	<b>Percentage Poll</b>
TONGA Enock R ,3RD LM	9	0,07%	0,06%					
KATEKA Chishala ,NHP	8	0,06%	0,05%					
CHANDA Charles ,UPPZ	5	0,04%	0,03%					
MWENDA Kasonde ,EFF	5	0,04%	0,03%					
CHISELA Lazarus ,ZUSD	3	0,02%	0,02%					
MUMBA Nevers ,MMD	2	0,02%	0,01%					
TEMBO Sean ,PEP	2	0,02%	0,01%					
MWAMBA Musonda TS ,UNIP	2	0,02%	0,01%					
NYIRENDA Stephen ,NAREP	0	0,00%	0,00%					
SILUMBE Richard ,LM	0	0,00%	0,00%					
	<b>12,178</b>			<b>298</b>	<b>2,39%</b>	<b>12 476</b>	<b>14 595</b>	<b>85,48%</b>

**01100140 KAOMA CENTRAL**

HICHILEMA Hakainde ,UPND	17,886	83,75%	60,40%					
LUNGU Edgar ,PF	2,725	12,76%	9,20%					
HAMUDUDU Highvie ,PNUP	77	0,36%	0,26%					
M'MEMBE Fred ,SP	56	0,26%	0,19%					
KALABA Harry ,DP	46	0,22%	0,16%					
BANDA Andyford M ,PAC	42	0,20%	0,14%					
KATEKA Chishala ,NHP	13	0,06%	0,04%					
CHISELA Lazarus ,ZUSD	11	0,05%	0,04%					
MUMBA Nevers ,MMD	11	0,05%	0,04%					
MWAMBA Musonda TS ,UNIP	10	0,05%	0,03%					
CHANDA Charles ,UPPZ	9	0,04%	0,03%					
TONGA Enock R ,3RD LM	7	0,03%	0,02%					
NYIRENDA Stephen ,NAREP	6	0,03%	0,02%					

**Province: WESTERN**

Candidate	Votes Received	% Against Votes Cast	% Against Registered Voters	Rejected Ballot Papers	Rejected Ballot Papers %	Total Votes Cast	Total Registered Voters	Percentage Poll
TEMBO Sean ,PEP	4	0,02%	0,01%					
SILUMBE Richard ,LM	3	0,01%	0,01%					
MWENDA Kasonde ,EFF	2	0,01%	0,01%					
	<b>20,908</b>			<b>448</b>	<b>2,10%</b>	<b>21 356</b>	<b>29 611</b>	<b>72,12%</b>
<b>01100141 MANGANGO</b>								
HICHILEMA Hakainde ,UPND	9,987	78,86%	58,77%					
LUNGU Edgar ,PF	1,969	15,55%	11,59%					
M'MEMBE Fred ,SP	64	0,51%	0,38%					
HAMUDUDU Highvie ,PNUP	52	0,41%	0,31%					
BANDA Andyford M ,PAC	51	0,40%	0,30%					
KALABA Harry ,DP	45	0,36%	0,26%					
CHANDA Charles ,UPPZ	31	0,24%	0,18%					
CHISELA Lazarus ,ZUSD	16	0,13%	0,09%					
KATEKA Chishala ,NHP	11	0,09%	0,06%					
TONGA Enock R ,3RD LM	9	0,07%	0,05%					
MUMBA Nevers ,MMD	8	0,06%	0,05%					
MWAMBA Musonda TS ,UNIP	6	0,05%	0,04%					
MWENDA Kasonde ,EFF	5	0,04%	0,03%					
SILUMBE Richard ,LM	5	0,04%	0,03%					
TEMBO Sean ,PEP	3	0,02%	0,02%					
NYIRENDA Stephen ,NAREP	0	0,00%	0,00%					
	<b>12,262</b>			<b>402</b>	<b>3,17%</b>	<b>12 664</b>	<b>16 992</b>	<b>74,53%</b>
<b>01100142 LUENA</b>								
HICHILEMA Hakainde ,UPND	15,653	86,46%	70,26%					
LUNGU Edgar ,PF	1,867	10,31%	8,38%					

**Province: WESTERN**

<b>Candidate</b>	<b>Votes Recieved</b>	<b>% Against Votes Cast</b>	<b>% Against Registered Voters</b>	<b>Rejected Ballot Papers</b>	<b>Rejected Ballot Papers %</b>	<b>Total Votes Cast</b>	<b>Total Registered Voters</b>	<b>Percentage Poll</b>
M'MEMBE Fred ,SP	91	0,50%	0,41%					
HAMUDUDU Highvie ,PNUP	46	0,25%	0,21%					
KALABA Harry ,DP	43	0,24%	0,19%					
BANDA Andyford M ,PAC	42	0,23%	0,19%					
CHISELA Lazarus ,ZUSD	15	0,08%	0,07%					
CHANDA Charles ,UPPZ	12	0,07%	0,05%					
TONGA Enock R ,3RD LM	8	0,04%	0,04%					
MUMBA Nevers ,MMD	6	0,03%	0,03%					
NYIRENDA Stephen ,NAREP	5	0,03%	0,02%					
TEMBO Sean ,PEP	4	0,02%	0,02%					
KATEKA Chishala ,NHP	4	0,02%	0,02%					
MWAMBA Musonda TS ,UNIP	3	0,02%	0,01%					
SILUMBE Richard ,LM	3	0,02%	0,01%					
MWENDA Kasonde ,EFF	2	0,01%	0,01%					
	<b>17,804</b>			<b>300</b>	<b>1,66%</b>	<b>18 104</b>	<b>22 278</b>	<b>81,26%</b>

**01100143 LUAMPA**

HICHILEMA Hakainde ,UPND	11,857	76,63%	54,73%					
LUNGU Edgar ,PF	2,831	18,30%	13,07%					
M'MEMBE Fred ,SP	122	0,79%	0,56%					
HAMUDUDU Highvie ,PNUP	56	0,36%	0,26%					
BANDA Andyford M ,PAC	28	0,18%	0,13%					
KALABA Harry ,DP	28	0,18%	0,13%					
CHISELA Lazarus ,ZUSD	13	0,08%	0,06%					
KATEKA Chishala ,NHP	12	0,08%	0,06%					
CHANDA Charles ,UPPZ	11	0,07%	0,05%					

**Province: WESTERN**

<b>Candidate</b>	<b>Votes Recieved</b>	<b>% Against Votes Cast</b>	<b>% Against Registered Voters</b>	<b>Rejected Ballot Papers</b>	<b>Rejected Ballot Papers %</b>	<b>Total Votes Cast</b>	<b>Total Registered Voters</b>	<b>Percentage Poll</b>
TONGA Enoch R ,3RD LM	8	0,05%	0,04%					
MUMBA Nevers ,MMD	6	0,04%	0,03%					
TEMBO Sean ,PEP	5	0,03%	0,02%					
MWAMBA Musonda TS ,UNIP	4	0,03%	0,02%					
MWENDA Kasonde ,EFF	4	0,03%	0,02%					
SILUMBE Richard ,LM	3	0,02%	0,01%					
NYIRENDA Stephen ,NAREP	0	0,00%	0,00%					
	<b>14,988</b>			<b>485</b>	<b>3,13%</b>	<b>15 473</b>	<b>21 663</b>	<b>71,43%</b>

**01100144 LUKULU EAST**

HICHILEMA Hakainde ,UPND	19,016	84,28%	64,11%					
LUNGU Edgar ,PF	2,537	11,24%	8,55%					
M'MEMBE Fred ,SP	104	0,46%	0,35%					
HAMUDUDU Highvie ,PNUP	78	0,35%	0,26%					
BANDA Andyford M ,PAC	71	0,31%	0,24%					
KALABA Harry ,DP	53	0,23%	0,18%					
CHISELA Lazarus ,ZUSD	24	0,11%	0,08%					
TONGA Enoch R ,3RD LM	19	0,08%	0,06%					
CHANDA Charles ,UPPZ	18	0,08%	0,06%					
MWAMBA Musonda TS ,UNIP	12	0,05%	0,04%					
KATEKA Chishala ,NHP	11	0,05%	0,04%					
TEMBO Sean ,PEP	8	0,04%	0,03%					
MUMBA Nevers ,MMD	8	0,04%	0,03%					
MWENDA Kasonde ,EFF	4	0,02%	0,01%					
NYIRENDA Stephen ,NAREP	3	0,01%	0,01%					
SILUMBE Richard ,LM	3	0,01%	0,01%					

**Province: WESTERN**

Candidate	Votes Recieved	% Against Votes Cast	% Against Registered Voters	Rejected Ballot Papers	Rejected Ballot Papers %	Total Votes Cast	Total Registered Voters	Percentage Poll
	<b>21,969</b>			<b>594</b>	<b>2,63%</b>	<b>22 563</b>	<b>29 661</b>	<b>76,07%</b>
<b>01100145 MITETE</b>								
HICHILEMA Hakainde ,UPND	8,700	75,94%	61,57%					
LUNGU Edgar ,PF	2,181	19,04%	15,44%					
M'MEMBE Fred ,SP	73	0,64%	0,52%					
BANDA Andyford M ,PAC	55	0,48%	0,39%					
HAMUDUDU Highvie ,PNUP	38	0,33%	0,27%					
KALABA Harry ,DP	15	0,13%	0,11%					
TONGA Enock R ,3RD LM	13	0,11%	0,09%					
CHISELA Lazarus ,ZUSD	10	0,09%	0,07%					
KATEKA Chishala ,NHP	10	0,09%	0,07%					
CHANDA Charles ,UPPZ	9	0,08%	0,06%					
SILUMBE Richard ,LM	3	0,03%	0,02%					
MUMBA Nevers ,MMD	3	0,03%	0,02%					
NYIRENDA Stephen ,NAREP	2	0,02%	0,01%					
TEMBO Sean ,PEP	1	0,01%	0,01%					
MWENDA Kasonde ,EFF	1	0,01%	0,01%					
MWAMBA Musonda TS ,UNIP	1	0,01%	0,01%					
	<b>11,115</b>			<b>342</b>	<b>2,99%</b>	<b>11 457</b>	<b>14 130</b>	<b>81,08%</b>

**01100146 MONGU CENTRAL**

HICHILEMA Hakainde ,UPND	35,089	89,96%	67,65%					
LUNGU Edgar ,PF	2,895	7,42%	5,58%					
M'MEMBE Fred ,SP	136	0,35%	0,26%					
HAMUDUDU Highvie ,PNUP	122	0,31%	0,24%					
KALABA Harry ,DP	70	0,18%	0,13%					

**Province: WESTERN**

<b>Candidate</b>	<b>Votes Recieved</b>	<b>% Against Votes Cast</b>	<b>% Against Registered Voters</b>	<b>Rejected Ballot Papers</b>	<b>Rejected Ballot Papers %</b>	<b>Total Votes Cast</b>	<b>Total Registered Voters</b>	<b>Percentage Poll</b>
BANDA Andyford M ,PAC	68	0,17%	0,13%					
NYIRENDA Stephen ,NAREP	30	0,08%	0,06%					
CHANDA Charles ,UPPZ	25	0,06%	0,05%					
MUMBA Nevers ,MMD	24	0,06%	0,05%					
CHISELA Lazarus ,ZUSD	17	0,04%	0,03%					
MWAMBA Musonda TS ,UNIP	13	0,03%	0,03%					
KATEKA Chishala ,NHP	11	0,03%	0,02%					
TONGA Enock R ,3RD LM	11	0,03%	0,02%					
SILUMBE Richard ,LM	3	0,01%	0,01%					
MWENDA Kasonde ,EFF	3	0,01%	0,01%					
TEMBO Sean ,PEP	1	0,00%	0,00%					
	<b>38,518</b>			<b>487</b>	<b>1,25%</b>	<b>39 005</b>	<b>51 870</b>	<b>75,20%</b>

**01100147 NALIKWANDA**

HICHILEMA Hakainde ,UPND	10,400	82,01%	62,66%					
LUNGU Edgar ,PF	1,614	12,73%	9,72%					
BANDA Andyford M ,PAC	76	0,60%	0,46%					
M'MEMBE Fred ,SP	61	0,48%	0,37%					
CHANDA Charles ,UPPZ	31	0,24%	0,19%					
HAMUDUDU Highvie ,PNUP	30	0,24%	0,18%					
KALABA Harry ,DP	23	0,18%	0,14%					
TONGA Enock R ,3RD LM	18	0,14%	0,11%					
CHISELA Lazarus ,ZUSD	13	0,10%	0,08%					
KATEKA Chishala ,NHP	11	0,09%	0,07%					
MUMBA Nevers ,MMD	5	0,04%	0,03%					
NYIRENDA Stephen ,NAREP	4	0,03%	0,02%					

**Province: WESTERN**

Candidate	Votes Received	% Against Votes Cast	% Against Registered Voters	Rejected Ballot Papers	Rejected Ballot Papers %	Total Votes Cast	Total Registered Voters	Percentage Poll
MWENDA Kasonde ,EFF	4	0,03%	0,02%					
TEMBO Sean ,PEP	4	0,03%	0,02%					
MWAMBA Musonda TS ,UNIP	3	0,02%	0,02%					
SILUMBE Richard ,LM	2	0,02%	0,01%					
	<b>12,299</b>			<b>382</b>	<b>3,01%</b>	<b>12 681</b>	<b>16 597</b>	<b>76,41%</b>

**01100148 MULOBEZI**

HICHILEMA Hakainde ,UPND	9,647	83,37%	65,50%					
LUNGU Edgar ,PF	1,448	12,51%	9,83%					
BANDA Andyford M ,PAC	49	0,42%	0,33%					
M'MEMBE Fred ,SP	41	0,35%	0,28%					
HAMUDUDU Highvie ,PNUP	38	0,33%	0,26%					
KALABA Harry ,DP	21	0,18%	0,14%					
CHISELA Lazarus ,ZUSD	14	0,12%	0,10%					
CHANDA Charles ,UPPZ	13	0,11%	0,09%					
KATEKA Chishala ,NHP	4	0,03%	0,03%					
NYIRENDA Stephen ,NAREP	3	0,03%	0,02%					
TONGA Enock R ,3RD LM	3	0,03%	0,02%					
SILUMBE Richard ,LM	3	0,03%	0,02%					
TEMBO Sean ,PEP	3	0,03%	0,02%					
MWAMBA Musonda TS ,UNIP	3	0,03%	0,02%					
MUMBA Nevers ,MMD	2	0,02%	0,01%					
MWENDA Kasonde ,EFF	2	0,02%	0,01%					

**11,294**

**278**

**2,40%**

**11 572**

**14 729**

**78,57%**

**01100149 MWANDI**

HICHILEMA Hakainde ,UPND	9,554	82,00%	68,00%					
--------------------------	-------	--------	--------	--	--	--	--	--



**Province: WESTERN**

Candidate	Votes Recieved	% Against Votes Cast	% Against Registered Voters	Rejected Ballot Papers	Rejected Ballot Papers %	Total Votes Cast	Total Registered Voters	Percentage Poll
LUNGU Edgar ,PF	1,759	15,10%	12,52%					
M'MEMBE Fred ,SP	39	0,33%	0,28%					
BANDA Andyford M ,PAC	32	0,27%	0,23%					
HAMUDUDU Highvie ,PNUP	29	0,25%	0,21%					
KALABA Harry ,DP	19	0,16%	0,14%					
TONGA Enock R ,3RD LM	9	0,08%	0,06%					
KATEKA Chishala ,NHP	9	0,08%	0,06%					
CHANDA Charles ,UPPZ	8	0,07%	0,06%					
CHISELA Lazarus ,ZUSD	5	0,04%	0,04%					
NYIRENDA Stephen ,NAREP	5	0,04%	0,04%					
SILUMBE Richard ,LM	5	0,04%	0,04%					
MWENDA Kasonde ,EFF	3	0,03%	0,02%					
MWAMBA Musonda TS ,UNIP	1	0,01%	0,01%					
TEMBO Sean ,PEP	1	0,01%	0,01%					
MUMBA Nevers ,MMD	0	0,00%	0,00%					
	<b>11,478</b>			<b>173</b>	<b>1,48%</b>	<b>11 651</b>	<b>14 049</b>	<b>82,93%</b>

**01100150 NALOLO**

HICHILEMA Hakainde ,UPND	13,744	79,40%	58,64%					
LUNGU Edgar ,PF	2,305	13,32%	9,84%					
HAMUDUDU Highvie ,PNUP	141	0,81%	0,60%					
M'MEMBE Fred ,SP	92	0,53%	0,39%					
KALABA Harry ,DP	53	0,31%	0,23%					
BANDA Andyford M ,PAC	46	0,27%	0,20%					
CHISELA Lazarus ,ZUSD	33	0,19%	0,14%					
CHANDA Charles ,UPPZ	22	0,13%	0,09%					

**Province: WESTERN**

<b>Candidate</b>	<b>Votes Recieved</b>	<b>% Against Votes Cast</b>	<b>% Against Registered Voters</b>	<b>Rejected Ballot Papers</b>	<b>Rejected Ballot Papers %</b>	<b>Total Votes Cast</b>	<b>Total Registered Voters</b>	<b>Percentage Poll</b>
MUMBA Nevers ,MMD	14	0,08%	0,06%					
TONGA Enock R ,3RD LM	10	0,06%	0,04%					
KATEKA Chishala ,NHP	8	0,05%	0,03%					
MWAMBA Musonda TS ,UNIP	5	0,03%	0,02%					
SILUMBE Richard ,LM	5	0,03%	0,02%					
NYIRENDA Stephen ,NAREP	2	0,01%	0,01%					
MWENDA Kasonde ,EFF	1	0,01%	0,00%					
TEMBO Sean ,PEP	1	0,01%	0,00%					
	<b>16,482</b>			<b>827</b>	<b>4,78%</b>	<b>17 309</b>	<b>23 436</b>	<b>73,86%</b>

**01100151 NKEYEMA**

HICHILEMA Hakainde ,UPND	15,834	87,71%	58,93%					
LUNGU Edgar ,PF	1,305	7,23%	4,86%					
BANDA Andyford M ,PAC	56	0,31%	0,21%					
HAMUDUDU Highvie ,PNUP	54	0,30%	0,20%					
KALABA Harry ,DP	52	0,29%	0,19%					
M'MEMBE Fred ,SP	45	0,25%	0,17%					
CHANDA Charles ,UPPZ	14	0,08%	0,05%					
CHISELA Lazarus ,ZUSD	12	0,07%	0,04%					
TONGA Enock R ,3RD LM	9	0,05%	0,03%					
KATEKA Chishala ,NHP	7	0,04%	0,03%					
MUMBA Nevers ,MMD	7	0,04%	0,03%					
MWAMBA Musonda TS ,UNIP	3	0,02%	0,01%					
TEMBO Sean ,PEP	3	0,02%	0,01%					
MWENDA Kasonde ,EFF	2	0,01%	0,01%					
SILUMBE Richard ,LM	1	0,01%	0,00%					

**Province: WESTERN**

<b>Candidate</b>	<b>Votes Received</b>	<b>% Against Votes Cast</b>	<b>% Against Registered Voters</b>	<b>Rejected Ballot Papers</b>	<b>Rejected Ballot Papers %</b>	<b>Total Votes Cast</b>	<b>Total Registered Voters</b>	<b>Percentage Poll</b>
NYIRENDA Stephen ,NAREP	1	0,01%	0,00%					
	<b>17,405</b>			<b>647</b>	<b>3,58%</b>	<b>18 052</b>	<b>26 867</b>	<b>67,19%</b>
<b>01100152 SENANGA</b>								
HICHILEMA Hakainde ,UPND	22,191	91,82%	65,83%					
LUNGU Edgar ,PF	1,249	5,17%	3,71%					
HAMUDUDU Highvie ,PNUP	75	0,31%	0,22%					
M'MEMBE Fred ,SP	47	0,19%	0,14%					
BANDA Andyford M ,PAC	45	0,19%	0,13%					
KALABA Harry ,DP	36	0,15%	0,11%					
CHISELA Lazarus ,ZUSD	23	0,10%	0,07%					
KATEKA Chishala ,NHP	21	0,09%	0,06%					
TONGA Enock R ,3RD LM	14	0,06%	0,04%					
CHANDA Charles ,UPPZ	14	0,06%	0,04%					
TEMBO Sean ,PEP	7	0,03%	0,02%					
MWAMBA Musonda TS ,UNIP	6	0,02%	0,02%					
SILUMBE Richard ,LM	5	0,02%	0,01%					
MUMBA Nevers ,MMD	5	0,02%	0,01%					
NYIRENDA Stephen ,NAREP	5	0,02%	0,01%					
MWENDA Kasonde ,EFF	3	0,01%	0,01%					
	<b>23,746</b>			<b>423</b>	<b>1,75%</b>	<b>24 169</b>	<b>33 710</b>	<b>71,70%</b>
<b>01100153 SESHEKE</b>								
HICHILEMA Hakainde ,UPND	15,642	83,01%	61,34%					
LUNGU Edgar ,PF	2,548	13,52%	9,99%					
HAMUDUDU Highvie ,PNUP	46	0,24%	0,18%					
M'MEMBE Fred ,SP	45	0,24%	0,18%					

**Province: WESTERN**

<b>Candidate</b>	<b>Votes Recieved</b>	<b>% Against Votes Cast</b>	<b>% Against Registered Voters</b>	<b>Rejected Ballot Papers</b>	<b>Rejected Ballot Papers %</b>	<b>Total Votes Cast</b>	<b>Total Registered Voters</b>	<b>Percentage Poll</b>
KALABA Harry ,DP	38	0,20%	0,15%					
BANDA Andyford M ,PAC	28	0,15%	0,11%					
CHANDA Charles ,UPPZ	11	0,06%	0,04%					
CHISELA Lazarus ,ZUSD	10	0,05%	0,04%					
MUMBA Nevers ,MMD	7	0,04%	0,03%					
KATEKA Chishala ,NHP	6	0,03%	0,02%					
TONGA Enock R ,3RD LM	6	0,03%	0,02%					
MWENDA Kasonde ,EFF	5	0,03%	0,02%					
TEMBO Sean ,PEP	5	0,03%	0,02%					
MWAMBA Musonda TS ,UNIP	3	0,02%	0,01%					
NYIRENDA Stephen ,NAREP	2	0,01%	0,01%					
SILUMBE Richard ,LM	2	0,01%	0,01%					
	<b>18,404</b>			<b>439</b>	<b>2,33%</b>	<b>18 843</b>	<b>25 499</b>	<b>73,90%</b>

**01100154 SHANGOMBO**

HICHILEMA Hakainde ,UPND	11,874	66,40%	44,68%					
LUNGU Edgar ,PF	4,671	26,12%	17,57%					
M'MEMBE Fred ,SP	174	0,97%	0,65%					
KALABA Harry ,DP	69	0,39%	0,26%					
BANDA Andyford M ,PAC	67	0,37%	0,25%					
HAMUDUDU Highvie ,PNUP	50	0,28%	0,19%					
KATEKA Chishala ,NHP	36	0,20%	0,14%					
TONGA Enock R ,3RD LM	32	0,18%	0,12%					
MUMBA Nevers ,MMD	17	0,10%	0,06%					
CHISELA Lazarus ,ZUSD	15	0,08%	0,06%					
CHANDA Charles ,UPPZ	14	0,08%	0,05%					

**Province: WESTERN**

Candidate	Votes Recieved	% Against Votes Cast	% Against Registered Voters	Rejected Ballot Papers	Rejected Ballot Papers %	Total Votes Cast	Total Registered Voters	Percentage Poll
TEMBO Sean ,PEP	13	0,07%	0,05%					
NYIRENDA Stephen ,NAREP	10	0,06%	0,04%					
MWAMBA Musonda TS ,UNIP	8	0,04%	0,03%					
SILUMBE Richard ,LM	8	0,04%	0,03%					
MWENDA Kasonde ,EFF	7	0,04%	0,03%					
	<b>17,065</b>			<b>817</b>	<b>4,57%</b>	<b>17 882</b>	<b>26 578</b>	<b>67,28%</b>

**01100155 SIKONGO**

HICHILEMA Hakainde ,UPND	9,075	61,19%	47,83%					
LUNGU Edgar ,PF	4,965	33,47%	26,17%					
KATEKA Chishala ,NHP	144	0,97%	0,76%					
KALABA Harry ,DP	51	0,34%	0,27%					
M'MEMBE Fred ,SP	50	0,34%	0,26%					
HAMUDUDU Highvie ,PNUP	40	0,27%	0,21%					
BANDA Andyford M ,PAC	33	0,22%	0,17%					
CHISELA Lazarus ,ZUSD	16	0,11%	0,08%					
CHANDA Charles ,UPPZ	7	0,05%	0,04%					
MWAMBA Musonda TS ,UNIP	7	0,05%	0,04%					
MUMBA Nevers ,MMD	6	0,04%	0,03%					
TEMBO Sean ,PEP	6	0,04%	0,03%					
TONGA Enock R ,3RD LM	6	0,04%	0,03%					
NYIRENDA Stephen ,NAREP	4	0,03%	0,02%					
SILUMBE Richard ,LM	4	0,03%	0,02%					
MWENDA Kasonde ,EFF	3	0,02%	0,02%					

**14,417**

**415**

**2,80%**

**14 832**

**18 973**

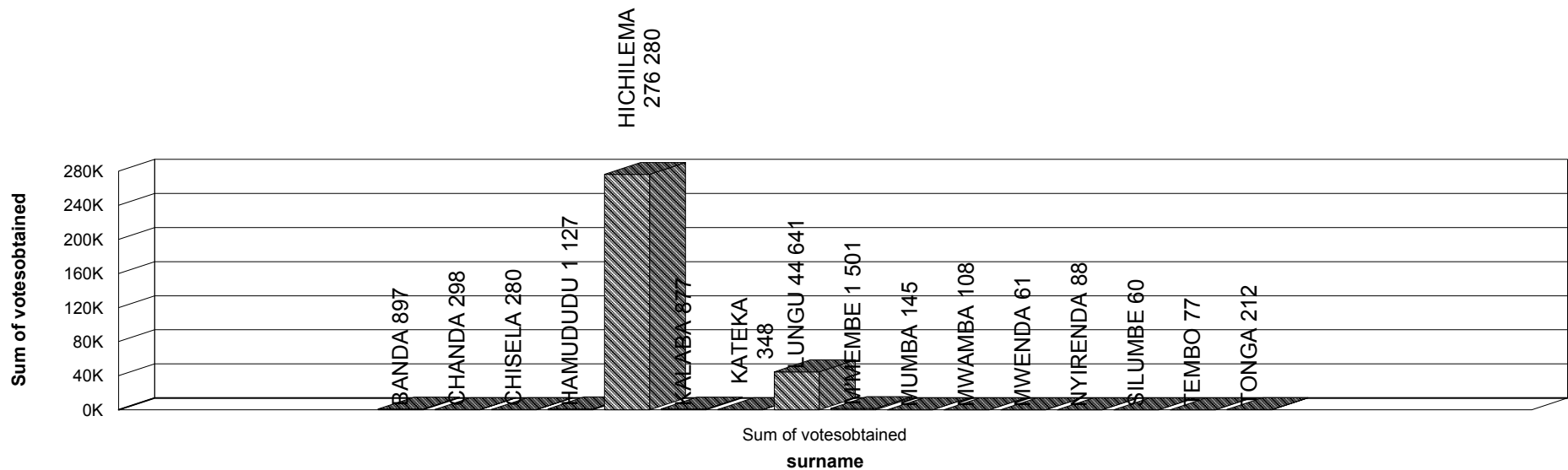
**78,17%**

**01100156 SIOMA**

**Province: WESTERN**

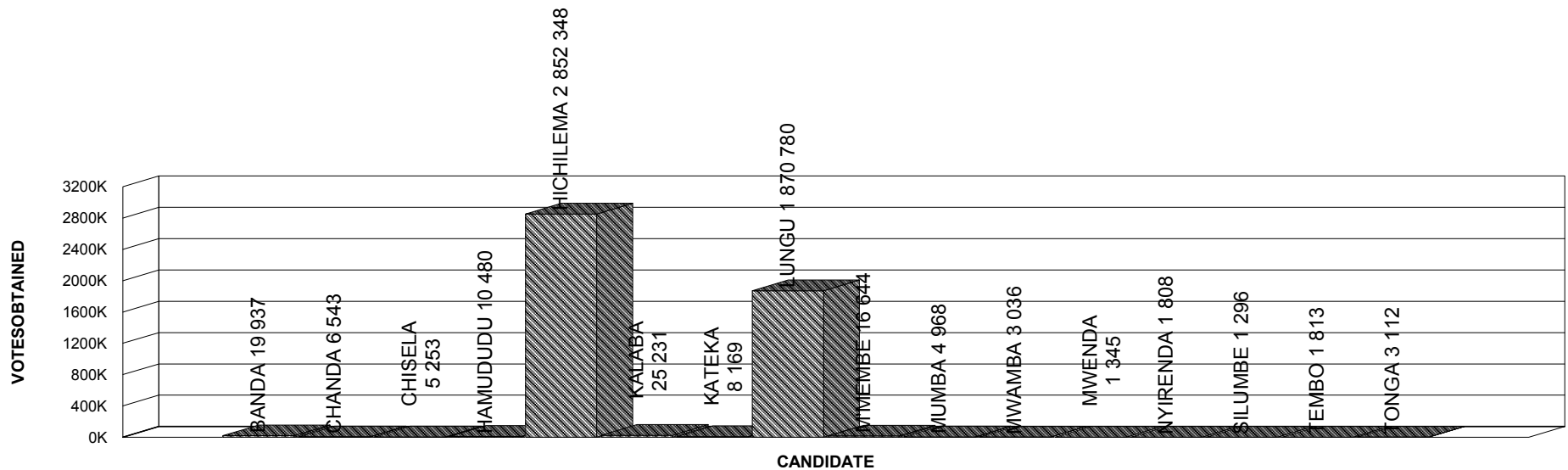
<b>Candidate</b>	<b>Votes Recieved</b>	<b>% Against Votes Cast</b>	<b>% Against Registered Voters</b>	<b>Rejected Ballot Papers</b>	<b>Rejected Ballot Papers %</b>	<b>Total Votes Cast</b>	<b>Total Registered Voters</b>	<b>Percentage Poll</b>
HICHILEMA Hakainde ,UPND	14,009	91,35%	70,75%					
LUNGU Edgar ,PF	799	5,21%	4,04%					
HAMUDUDU Highvie ,PNUP	52	0,34%	0,26%					
M'MEMBE Fred ,SP	49	0,32%	0,25%					
KALABA Harry ,DP	41	0,27%	0,21%					
BANDA Andyford M ,PAC	28	0,18%	0,14%					
CHISELA Lazarus ,ZUSD	19	0,12%	0,10%					
MWAMBA Musonda TS ,UNIP	12	0,08%	0,06%					
KATEKA Chishala ,NHP	8	0,05%	0,04%					
CHANDA Charles ,UPPZ	8	0,05%	0,04%					
TEMBO Sean ,PEP	5	0,03%	0,03%					
TONGA Enock R ,3RD LM	4	0,03%	0,02%					
NYIRENDA Stephen ,NAREP	3	0,02%	0,02%					
MWENDA Kasonde ,EFF	2	0,01%	0,01%					
SILUMBE Richard ,LM	1	0,01%	0,01%					
MUMBA Nevers ,MMD	0	0,00%	0,00%					
	<b>15,040</b>			<b>295</b>	<b>1,92%</b>	<b>15 335</b>	<b>19 800</b>	<b>77,45%</b>

WESTERN Province:	Votes Recieved	% Against Votes Cast	% Against Registered Voters	Rejected Ballot Papers	Rejected Ballot Papers %	Total Votes Cast	Total Registered Voters	Percentage Poll
Candidate								
HICHILEMA Hakainde	276,280	82,33%	61,77%					
LUNGU Edgar	44,641	13,30%	9,98%					
M'MEMBE Fred	1,501	0,45%	0,34%					
HAMUDUDU Highvie	1,127	0,34%	0,25%					
BANDA Andyford M	897	0,27%	0,20%					
KALABA Harry	877	0,26%	0,20%					
KATEKA Chishala	348	0,10%	0,08%					
CHANDA Charles	298	0,09%	0,07%					
CHISELA Lazarus	280	0,08%	0,06%					
TONGA Enock R	212	0,06%	0,05%					
MUMBA Nevers	145	0,04%	0,03%					
MWAMBA Musonda TS	108	0,03%	0,02%					
NYIRENDA Stephen	88	0,03%	0,02%					
TEMBO Sean	77	0,02%	0,02%					
MWENDA Kasonde	61	0,02%	0,01%					
SILUMBE Richard	60	0,02%	0,01%					
				8,562	2,55%	335,562	447,293	75,02%



### NATIONAL TOTALS

Candidate	Votes Recieved	% Against Votes Cast	% Against Registered Voters	Rejected Ballot Papers	Rejected Ballot Papers %	Total Votes Cast	Total Registered Voters	Percentage Poll
HICHILEMA Hakainde	2,852,348	57,51%	40,61%					
LUNGU Edgar	1,870,780	37,72%	26,64%					
KALABA Harry	25,231	0,51%	0,36%					
BANDA Andyford M	19,937	0,40%	0,28%					
M'MEMBE Fred	16,644	0,34%	0,24%					
HAMUDUDU Highvie	10,480	0,21%	0,15%					
KATEKA Chishala	8,169	0,16%	0,12%					
CHANDA Charles	6,543	0,13%	0,09%					
CHISELA Lazarus	5,253	0,11%	0,07%					
MUMBA Nevers	4,968	0,10%	0,07%					
TONGA Enock R	3,112	0,06%	0,04%					
MWAMBA Musonda TS	3,036	0,06%	0,04%					
TEMBO Sean	1,813	0,04%	0,03%					
NYIRENDA Stephen	1,808	0,04%	0,03%					
MWENDA Kasonde	1,345	0,03%	0,02%					
SILUMBE Richard	1,296	0,03%	0,02%					
	<b>4,832,763</b>			<b>126,569</b>	<b>2,55%</b>	<b>4,959,332</b>	<b>7,023,499</b>	<b>70,61%</b>





Issued by: CHIEF ELECTORAL OFFICER  
Elections House  
P.O. Box 50274  
Lusaka