



Electoral Commission of Zambia

24th January 2015

PUBLIC NOTICE

2015 PRESIDENTIAL ELECTION RESULTS

NOTICE IS HEREBY GIVEN that the following were the results arising from the Presidential Election that took place in 150 Constituencies on Tuesday, 20th January 2015 in the following order of performance:

Province: CENTRAL

Candidate	Votes Recieved	% Against Votes Cast	% Against Registered Voters	Rejected Ballot Papers	Rejected Ballot Papers %	Total Votes Cast	Total Registered Voters	Percentage Poll
01010001 CHISAMBA								
HICHILEMA Hakainde ,UPND	6,597	69.30%	17.14%					
LUNGU Edgar C ,PF	2,596	27.27%	6.74%					
KAUNDA Tilyenji C ,UNIP	59	0.62%	0.15%					
MUMBA Nevers S ,MMD	39	0.41%	0.10%					
CHIPIMO Elias C M ,NAREP	35	0.37%	0.09%					
CHANDA Eric M ,4R	32	0.34%	0.08%					
MIYANDA Godfrey K ,HERITAGE	31	0.33%	0.08%					
NAWAKWI Edith Z ,FDD	12	0.13%	0.03%					
PULE Daniel M ,C.D.P	9	0.09%	0.02%					
SINKAMBA Peter C ,GREENS	4	0.04%	0.01%					
SONDASHI Ludwig S ,FDA	4	0.04%	0.01%					
	9,418			101	1.06%	9 519	38 490	24.73%
01010002 KATUBA								
HICHILEMA Hakainde ,UPND	6,537	70.28%	22.62%					
LUNGU Edgar C ,PF	2,399	25.79%	8.30%					
NAWAKWI Edith Z ,FDD	53	0.57%	0.18%					
MUMBA Nevers S ,MMD	51	0.55%	0.18%					
KAUNDA Tilyenji C ,UNIP	44	0.47%	0.15%					
CHANDA Eric M ,4R	42	0.45%	0.15%					
MIYANDA Godfrey K ,HERITAGE	31	0.33%	0.11%					
CHIPIMO Elias C M ,NAREP	28	0.30%	0.10%					
PULE Daniel M ,C.D.P	17	0.18%	0.06%					
SONDASHI Ludwig S ,FDA	15	0.16%	0.05%					
SINKAMBA Peter C ,GREENS	5	0.05%	0.02%					

Province: **CENTRAL**

Candidate	Votes Received	% Against Votes Cast	% Against Registered Voters	Rejected Ballot Papers	Rejected Ballot Papers %	Total Votes Cast	Total Registered Voters	Percentage Poll
	9,222			79	0.85%	9 301	28 894	32.19%
01010003 KEEMBE								
HICHILEMA Hakainde ,UPND	9,043	74.18%	17.15%					
LUNGU Edgar C ,PF	2,586	21.21%	4.90%					
KAUNDA Tilyenji C ,UNIP	80	0.66%	0.15%					
MIYANDA Godfrey K ,HERITAGE	74	0.61%	0.14%					
MUMBA Nevers S ,MMD	57	0.47%	0.11%					
CHANDA Eric M ,4R	54	0.44%	0.10%					
CHIPIMO Elias C M ,NAREP	50	0.41%	0.09%					
NAWAKWI Edith Z ,FDD	30	0.25%	0.06%					
PULE Daniel M ,C.D.P	13	0.11%	0.02%					
SONDASHI Ludwig S ,FDA	11	0.09%	0.02%					
SINKAMBA Peter C ,GREENS	7	0.06%	0.01%					
	12,005			185	1.52%	12 190	52 736	23.12%
01010004 BWACHA								
LUNGU Edgar C ,PF	8,182	70.98%	21.57%					
HICHILEMA Hakainde ,UPND	2,682	23.27%	7.07%					
MUMBA Nevers S ,MMD	209	1.81%	0.55%					
NAWAKWI Edith Z ,FDD	82	0.71%	0.22%					
KAUNDA Tilyenji C ,UNIP	61	0.53%	0.16%					
CHANDA Eric M ,4R	48	0.42%	0.13%					
PULE Daniel M ,C.D.P	37	0.32%	0.10%					
MIYANDA Godfrey K ,HERITAGE	26	0.23%	0.07%					
CHIPIMO Elias C M ,NAREP	24	0.21%	0.06%					
SONDASHI Ludwig S ,FDA	12	0.10%	0.03%					

Province: **CENTRAL**

Candidate	Votes Received	% Against Votes Cast	% Against Registered Voters	Rejected Ballot Papers	Rejected Ballot Papers %	Total Votes Cast	Total Registered Voters	Percentage Poll
SINKAMBA Peter C ,GREENS	8	0.07%	0.02%					
	11,371			156	1.35%	11 527	37 933	30.39%
01010005 KABWE CENTRAL								
LUNGU Edgar C ,PF	11,763	67.40%	23.01%					
HICHILEMA Hakainde ,UPND	4,957	28.40%	9.70%					
MUMBA Nevers S ,MMD	178	1.02%	0.35%					
NAWAKWI Edith Z ,FDD	151	0.87%	0.30%					
KAUNDA Tilyenji C ,UNIP	60	0.34%	0.12%					
MIYANDA Godfrey K ,HERITAGE	47	0.27%	0.09%					
CHIPIMO Elias C M ,NAREP	45	0.26%	0.09%					
PULE Daniel M ,C.D.P	36	0.21%	0.07%					
CHANDA Eric M ,4R	28	0.16%	0.05%					
SONDASHI Ludwig S ,FDA	15	0.09%	0.03%					
SINKAMBA Peter C ,GREENS	12	0.07%	0.02%					
	17,292			161	0.92%	17 453	51 126	34.14%
01010006 KAPIRI MPOSHI								
HICHILEMA Hakainde ,UPND	8,213	48.37%	9.73%					
LUNGU Edgar C ,PF	7,892	46.48%	9.35%					
MUMBA Nevers S ,MMD	181	1.07%	0.21%					
KAUNDA Tilyenji C ,UNIP	119	0.70%	0.14%					
NAWAKWI Edith Z ,FDD	86	0.51%	0.10%					
CHANDA Eric M ,4R	86	0.51%	0.10%					
MIYANDA Godfrey K ,HERITAGE	61	0.36%	0.07%					
CHIPIMO Elias C M ,NAREP	52	0.31%	0.06%					
PULE Daniel M ,C.D.P	36	0.21%	0.04%					

Province: **CENTRAL**

Candidate	Votes Recieved	% Against Votes Cast	% Against Registered Voters	Rejected Ballot Papers	Rejected Ballot Papers %	Total Votes Cast	Total Registered Voters	Percentage Poll
SINKAMBA Peter C ,GREENS	14	0.08%	0.02%					
SONDASHI Ludwig S ,FDA	13	0.08%	0.02%					
	16,753			228	1.34%	16 981	84 377	20.13%
01010007 MKUSHI NORTH								
LUNGU Edgar C ,PF	4,153	58.48%	10.94%					
HICHILEMA Hakainde ,UPND	2,577	36.29%	6.79%					
MUMBA Nevers S ,MMD	93	1.31%	0.24%					
KAUNDA Tilyenji C ,UNIP	53	0.75%	0.14%					
CHANDA Eric M ,4R	44	0.62%	0.12%					
PULE Daniel M ,C.D.P	28	0.39%	0.07%					
NAWAKWI Edith Z ,FDD	27	0.38%	0.07%					
MIYANDA Godfrey K ,HERITAGE	25	0.35%	0.07%					
CHIPIMO Elias C M ,NAREP	21	0.30%	0.06%					
SINKAMBA Peter C ,GREENS	13	0.18%	0.03%					
SONDASHI Ludwig S ,FDA	4	0.06%	0.01%					
	7,038			64	0.90%	7 102	37 960	18.71%
01010008 MKUSHI SOUTH								
LUNGU Edgar C ,PF	2,098	51.47%	16.40%					
HICHILEMA Hakainde ,UPND	1,806	44.31%	14.12%					
KAUNDA Tilyenji C ,UNIP	39	0.96%	0.30%					
MUMBA Nevers S ,MMD	33	0.81%	0.26%					
CHANDA Eric M ,4R	27	0.66%	0.21%					
CHIPIMO Elias C M ,NAREP	14	0.34%	0.11%					
MIYANDA Godfrey K ,HERITAGE	12	0.29%	0.09%					
PULE Daniel M ,C.D.P	6	0.15%	0.05%					

Province: CENTRAL

Candidate	Votes Received	% Against Votes Cast	% Against Registered Voters	Rejected Ballot Papers	Rejected Ballot Papers %	Total Votes Cast	Total Registered Voters	Percentage Poll
NAWAKWI Edith Z ,FDD	4	0.10%	0.03%					
SINKAMBA Peter C ,GREENS	4	0.10%	0.03%					
SONDASHI Ludwig S ,FDA	3	0.07%	0.02%					
	4,046			30	0.74%	4 076	12 790	31.87%
01010010 MUMBWA								
HICHILEMA Hakainde ,UPND	7,597	81.41%	23.59%					
LUNGU Edgar C ,PF	1,392	14.92%	4.32%					
KAUNDA Tilyenji C ,UNIP	57	0.61%	0.18%					
NAWAKWI Edith Z ,FDD	38	0.41%	0.12%					
MUMBA Nevers S ,MMD	34	0.36%	0.11%					
CHANDA Eric M ,4R	28	0.30%	0.09%					
CHIPIMO Elias C M ,NAREP	26	0.28%	0.08%					
MIYANDA Godfrey K ,HERITAGE	23	0.25%	0.07%					
SONDASHI Ludwig S ,FDA	8	0.09%	0.02%					
PULE Daniel M ,C.D.P	7	0.08%	0.02%					
SINKAMBA Peter C ,GREENS	3	0.03%	0.01%					
	9,213			119	1.28%	9 332	32 205	28.98%
01010011 NANGOMA								
HICHILEMA Hakainde ,UPND	7,783	90.93%	30.58%					
LUNGU Edgar C ,PF	542	6.33%	2.13%					
KAUNDA Tilyenji C ,UNIP	40	0.47%	0.16%					
NAWAKWI Edith Z ,FDD	29	0.34%	0.11%					
MUMBA Nevers S ,MMD	22	0.26%	0.09%					
CHANDA Eric M ,4R	18	0.21%	0.07%					
CHIPIMO Elias C M ,NAREP	17	0.20%	0.07%					

Province: CENTRAL

Candidate	Votes Received	% Against Votes Cast	% Against Registered Voters	Rejected Ballot Papers	Rejected Ballot Papers %	Total Votes Cast	Total Registered Voters	Percentage Poll
MIYANDA Godfrey K ,HERITAGE	16	0.19%	0.06%					
SONDASHI Ludwig S ,FDA	4	0.05%	0.02%					
SINKAMBA Peter C ,GREENS	4	0.05%	0.02%					
PULE Daniel M ,C.D.P	3	0.04%	0.01%					
	8,478			81	0.95%	8 559	25 455	33.62%
01010012 CHITAMBO								
LUNGU Edgar C ,PF	3,225	82.06%	16.43%					
HICHILEMA Hakainde ,UPND	435	11.07%	2.22%					
MUMBA Nevers S ,MMD	62	1.58%	0.32%					
CHANDA Eric M ,4R	58	1.48%	0.30%					
KAUNDA Tilyenji C ,UNIP	39	0.99%	0.20%					
MIYANDA Godfrey K ,HERITAGE	16	0.41%	0.08%					
CHIPIMO Elias C M ,NAREP	11	0.28%	0.06%					
NAWAKWI Edith Z ,FDD	7	0.18%	0.04%					
SINKAMBA Peter C ,GREENS	5	0.13%	0.03%					
SONDASHI Ludwig S ,FDA	5	0.13%	0.03%					
PULE Daniel M ,C.D.P	4	0.10%	0.02%					
	3,867			63	1.60%	3 930	19 625	20.03%
01010013 MUCHINGA								
LUNGU Edgar C ,PF	1,873	51.16%	11.71%					
MUMBA Nevers S ,MMD	1,143	31.22%	7.15%					
HICHILEMA Hakainde ,UPND	487	13.30%	3.05%					
CHANDA Eric M ,4R	35	0.96%	0.22%					
KAUNDA Tilyenji C ,UNIP	33	0.90%	0.21%					
MIYANDA Godfrey K ,HERITAGE	14	0.38%	0.09%					

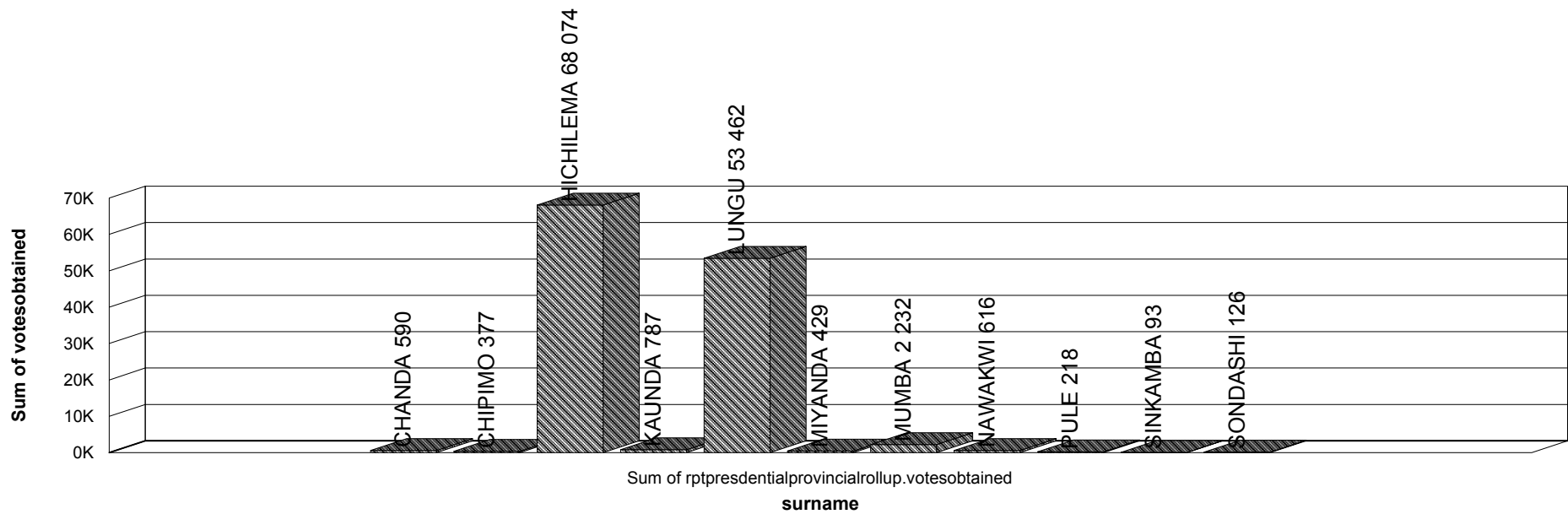
Province: **CENTRAL**

Candidate	Votes Recieved	% Against Votes Cast	% Against Registered Voters	Rejected Ballot Papers	Rejected Ballot Papers %	Total Votes Cast	Total Registered Voters	Percentage Poll
CHIPIMO Elias C M ,NAREP	12	0.33%	0.08%					
NAWAKWI Edith Z ,FDD	10	0.27%	0.06%					
PULE Daniel M ,C.D.P	6	0.16%	0.04%					
SONDASHI Ludwig S ,FDA	5	0.14%	0.03%					
SINKAMBA Peter C ,GREENS	5	0.14%	0.03%					
	3,623			38	1.04%	3 661	15 992	22.89%
01010014 SERENJE								
LUNGU Edgar C ,PF	3,940	76.71%	19.49%					
HICHILEMA Hakainde ,UPND	839	16.34%	4.15%					
MUMBA Nevers S ,MMD	109	2.12%	0.54%					
KAUNDA Tilyenji C ,UNIP	55	1.07%	0.27%					
CHANDA Eric M ,4R	41	0.80%	0.20%					
SONDASHI Ludwig S ,FDA	23	0.45%	0.11%					
MIYANDA Godfrey K ,HERITAGE	22	0.43%	0.11%					
CHIPIMO Elias C M ,NAREP	21	0.41%	0.10%					
NAWAKWI Edith Z ,FDD	20	0.39%	0.10%					
PULE Daniel M ,C.D.P	9	0.18%	0.04%					
SINKAMBA Peter C ,GREENS	7	0.14%	0.03%					
	5,086			50	0.97%	5 136	20 215	25.41%
01090130 ITEZHITZHI								
HICHILEMA Hakainde ,UPND	8,521	88.27%	32.79%					
LUNGU Edgar C ,PF	821	8.51%	3.16%					
NAWAKWI Edith Z ,FDD	67	0.69%	0.26%					
CHANDA Eric M ,4R	49	0.51%	0.19%					
KAUNDA Tilyenji C ,UNIP	48	0.50%	0.18%					

Province: CENTRAL

Candidate	Votes Recieved	% Against Votes Cast	% Against Registered Voters	Rejected Ballot Papers	Rejected Ballot Papers %	Total Votes Cast	Total Registered Voters	Percentage Poll
MIYANDA Godfrey K ,HERITAGE	31	0.32%	0.12%					
CHIPIMO Elias C M ,NAREP	21	0.22%	0.08%					
MUMBA Nevers S ,MMD	21	0.22%	0.08%					
PULE Daniel M ,C.D.P	7	0.07%	0.03%					
SONDASHI Ludwig S ,FDA	4	0.04%	0.02%					
SINKAMBA Peter C ,GREENS	2	0.02%	0.01%					
	9,592			61	0.63%	9 653	25 990	37.14%

CENTRAL Province:	Votes Recieved	% Against Votes Cast	% Against Registered Voters	Rejected Ballot Papers	Rejected Ballot Papers %	Total Votes Cast	Total Registered Voters	Percentage Poll
Candidate								
HICHILEMA Hakainde	68,074	53.01%	14.07%					
LUNGU Edgar C	53,462	41.63%	11.05%					
MUMBA Nevers S	2,232	1.74%	0.46%					
KAUNDA Tilyenji C	787	0.61%	0.16%					
NAWAKWI Edith Z	616	0.48%	0.13%					
CHANDA Eric M	590	0.46%	0.12%					
MIYANDA Godfrey K	429	0.33%	0.09%					
CHIPIMO Elias C M	377	0.29%	0.08%					
PULE Daniel M	218	0.17%	0.05%					
SONDASHI Ludwig S	126	0.10%	0.03%					
SINKAMBA Peter C	93	0.07%	0.02%					
				1 416	1.10%	128 420	483 788	26.54%



Province: COPPERBELT

Candidate	Votes Recieved	% Against Votes Cast	% Against Registered Voters	Rejected Ballot Papers	Rejected Ballot Papers %	Total Votes Cast	Total Registered Voters	Percentage Poll
01020015 CHILILABOMBWE								
LUNGU Edgar C ,PF	10,629	74.94%	24.18%					
HICHILEMA Hakainde ,UPND	3,047	21.48%	6.93%					
MUMBA Nevers S ,MMD	82	0.58%	0.19%					
NAWAKWI Edith Z ,FDD	72	0.51%	0.16%					
KAUNDA Tilyenji C ,UNIP	63	0.44%	0.14%					
CHIPIMO Elias C M ,NAREP	48	0.34%	0.11%					
MIYANDA Godfrey K ,HERITAGE	39	0.27%	0.09%					
CHANDA Eric M ,4R	25	0.18%	0.06%					
PULE Daniel M ,C.D.P	20	0.14%	0.05%					
SINKAMBA Peter C ,GREENS	10	0.07%	0.02%					
SONDASHI Ludwig S ,FDA	9	0.06%	0.02%					
	14,044			140	0.99%	14 184	43 965	32.26%
01020016 CHINGOLA								
LUNGU Edgar C ,PF	11,750	64.28%	20.87%					
HICHILEMA Hakainde ,UPND	5,846	31.98%	10.38%					
NAWAKWI Edith Z ,FDD	145	0.79%	0.26%					
CHIPIMO Elias C M ,NAREP	104	0.57%	0.18%					
MUMBA Nevers S ,MMD	79	0.43%	0.14%					
KAUNDA Tilyenji C ,UNIP	60	0.33%	0.11%					
CHANDA Eric M ,4R	59	0.32%	0.10%					
MIYANDA Godfrey K ,HERITAGE	52	0.28%	0.09%					
SONDASHI Ludwig S ,FDA	18	0.10%	0.03%					
PULE Daniel M ,C.D.P	16	0.09%	0.03%					
SINKAMBA Peter C ,GREENS	9	0.05%	0.02%					

Province: COPPERBELT

Candidate	Votes Recieved	% Against Votes Cast	% Against Registered Voters	Rejected Ballot Papers	Rejected Ballot Papers %	Total Votes Cast	Total Registered Voters	Percentage Poll
	18,138			140	0.77%	18 278	56 308	32.46%
01020017 NCHANGA								
LUNGU Edgar C ,PF	11,383	77.98%	28.02%					
HICHILEMA Hakainde ,UPND	2,666	18.26%	6.56%					
NAWAKWI Edith Z ,FDD	183	1.25%	0.45%					
MUMBA Nevers S ,MMD	90	0.62%	0.22%					
CHIPIMO Elias C M ,NAREP	58	0.40%	0.14%					
KAUNDA Tilyenji C ,UNIP	32	0.22%	0.08%					
MIYANDA Godfrey K ,HERITAGE	27	0.18%	0.07%					
CHANDA Eric M ,4R	25	0.17%	0.06%					
SINKAMBA Peter C ,GREENS	19	0.13%	0.05%					
PULE Daniel M ,C.D.P	17	0.12%	0.04%					
SONDASHI Ludwig S ,FDA	9	0.06%	0.02%					
	14,509			88	0.60%	14 597	40 623	35.93%
01020018 KALULUSHI								
LUNGU Edgar C ,PF	11,371	70.71%	23.74%					
HICHILEMA Hakainde ,UPND	4,040	25.12%	8.44%					
MUMBA Nevers S ,MMD	134	0.83%	0.28%					
NAWAKWI Edith Z ,FDD	86	0.53%	0.18%					
MIYANDA Godfrey K ,HERITAGE	56	0.35%	0.12%					
CHANDA Eric M ,4R	47	0.29%	0.10%					
CHIPIMO Elias C M ,NAREP	42	0.26%	0.09%					
SINKAMBA Peter C ,GREENS	39	0.24%	0.08%					
KAUNDA Tilyenji C ,UNIP	38	0.24%	0.08%					
PULE Daniel M ,C.D.P	35	0.22%	0.07%					

Province: COPPERBELT

Candidate	Votes Recieved	% Against Votes Cast	% Against Registered Voters	Rejected Ballot Papers	Rejected Ballot Papers %	Total Votes Cast	Total Registered Voters	Percentage Poll
SONDASHI Ludwig S ,FDA	15	0.09%	0.03%					
	15,903			179	1.11%	16 082	47 895	33.58%
01020019 CHIMWEMWE								
LUNGU Edgar C ,PF	13,680	78.78%	30.23%					
HICHILEMA Hakainde ,UPND	3,080	17.74%	6.81%					
MUMBA Nevers S ,MMD	124	0.71%	0.27%					
NAWAKWI Edith Z ,FDD	101	0.58%	0.22%					
KAUNDA Tilyenji C ,UNIP	43	0.25%	0.10%					
CHIPIMO Elias C M ,NAREP	39	0.22%	0.09%					
MIYANDA Godfrey K ,HERITAGE	28	0.16%	0.06%					
CHANDA Eric M ,4R	28	0.16%	0.06%					
PULE Daniel M ,C.D.P	25	0.14%	0.06%					
SINKAMBA Peter C ,GREENS	23	0.13%	0.05%					
SONDASHI Ludwig S ,FDA	22	0.13%	0.05%					
	17,193			171	0.98%	17 364	45 255	38.37%
01020020 KAMFINSA								
LUNGU Edgar C ,PF	8,983	77.07%	26.92%					
HICHILEMA Hakainde ,UPND	2,281	19.57%	6.84%					
MUMBA Nevers S ,MMD	106	0.91%	0.32%					
NAWAKWI Edith Z ,FDD	71	0.61%	0.21%					
MIYANDA Godfrey K ,HERITAGE	23	0.20%	0.07%					
KAUNDA Tilyenji C ,UNIP	19	0.16%	0.06%					
SINKAMBA Peter C ,GREENS	18	0.15%	0.05%					
CHIPIMO Elias C M ,NAREP	15	0.13%	0.04%					
CHANDA Eric M ,4R	10	0.09%	0.03%					

Province: COPPERBELT

Candidate	Votes Recieved	% Against Votes Cast	% Against Registered Voters	Rejected Ballot Papers	Rejected Ballot Papers %	Total Votes Cast	Total Registered Voters	Percentage Poll
SONDASHI Ludwig S ,FDA	9	0.08%	0.03%					
PULE Daniel M ,C.D.P	7	0.06%	0.02%					
	11,542			113	0.97%	11 655	33 365	34.93%

01020021 KWACHA

LUNGU Edgar C ,PF	14,940	75.51%	26.77%					
HICHILEMA Hakainde ,UPND	4,027	20.35%	7.22%					
NAWAKWI Edith Z ,FDD	232	1.17%	0.42%					
MUMBA Nevers S ,MMD	169	0.85%	0.30%					
CHIPIMO Elias C M ,NAREP	66	0.33%	0.12%					
KAUNDA Tilyenji C ,UNIP	54	0.27%	0.10%					
MIYANDA Godfrey K ,HERITAGE	47	0.24%	0.08%					
PULE Daniel M ,C.D.P	29	0.15%	0.05%					
SINKAMBA Peter C ,GREENS	27	0.14%	0.05%					
CHANDA Eric M ,4R	22	0.11%	0.04%					
SONDASHI Ludwig S ,FDA	14	0.07%	0.03%					
	19,627			159	0.80%	19 786	55 812	35.45%

01020022 NKANA

LUNGU Edgar C ,PF	11,608	77.32%	29.70%					
HICHILEMA Hakainde ,UPND	2,829	18.84%	7.24%					
MUMBA Nevers S ,MMD	194	1.29%	0.50%					
NAWAKWI Edith Z ,FDD	104	0.69%	0.27%					
CHIPIMO Elias C M ,NAREP	37	0.25%	0.09%					
MIYANDA Godfrey K ,HERITAGE	30	0.20%	0.08%					
KAUNDA Tilyenji C ,UNIP	29	0.19%	0.07%					
SINKAMBA Peter C ,GREENS	24	0.16%	0.06%					

Province: COPPERBELT

Candidate	Votes Recieved	% Against Votes Cast	% Against Registered Voters	Rejected Ballot Papers	Rejected Ballot Papers %	Total Votes Cast	Total Registered Voters	Percentage Poll
PULE Daniel M ,C.D.P	22	0.15%	0.06%					
CHANDA Eric M ,4R	15	0.10%	0.04%					
SONDASHI Ludwig S ,FDA	7	0.05%	0.02%					
	14,899			114	0.76%	15 013	39 090	38.41%
01020023 WUSAKILE								
LUNGU Edgar C ,PF	11,551	83.09%	29.80%					
HICHILEMA Hakainde ,UPND	1,969	14.16%	5.08%					
MUMBA Nevers S ,MMD	95	0.68%	0.25%					
NAWAKWI Edith Z ,FDD	85	0.61%	0.22%					
KAUNDA Tilyenji C ,UNIP	31	0.22%	0.08%					
CHIPIMO Elias C M ,NAREP	30	0.22%	0.08%					
MIYANDA Godfrey K ,HERITAGE	23	0.17%	0.06%					
PULE Daniel M ,C.D.P	20	0.14%	0.05%					
SINKAMBA Peter C ,GREENS	14	0.10%	0.04%					
CHANDA Eric M ,4R	12	0.09%	0.03%					
SONDASHI Ludwig S ,FDA	11	0.08%	0.03%					
	13,841			60	0.43%	13 901	38 762	35.86%
01020024 LUANSHYA								
LUNGU Edgar C ,PF	9,765	72.00%	22.12%					
HICHILEMA Hakainde ,UPND	3,145	23.19%	7.12%					
NAWAKWI Edith Z ,FDD	140	1.03%	0.32%					
MUMBA Nevers S ,MMD	110	0.81%	0.25%					
KAUNDA Tilyenji C ,UNIP	54	0.40%	0.12%					
CHIPIMO Elias C M ,NAREP	51	0.38%	0.12%					
MIYANDA Godfrey K ,HERITAGE	33	0.24%	0.07%					

Province: COPPERBELT

Candidate	Votes Recieved	% Against Votes Cast	% Against Registered Voters	Rejected Ballot Papers	Rejected Ballot Papers %	Total Votes Cast	Total Registered Voters	Percentage Poll
CHANDA Eric M ,4R	26	0.19%	0.06%					
PULE Daniel M ,C.D.P	25	0.18%	0.06%					
SONDASHI Ludwig S ,FDA	17	0.13%	0.04%					
SINKAMBA Peter C ,GREENS	12	0.09%	0.03%					
	13,378			184	1.36%	13 562	44 151	30.72%

01020025 ROAN

LUNGU Edgar C ,PF	7,782	72.37%	26.83%					
HICHILEMA Hakainde ,UPND	2,445	22.74%	8.43%					
MUMBA Nevers S ,MMD	220	2.05%	0.76%					
NAWAKWI Edith Z ,FDD	111	1.03%	0.38%					
KAUNDA Tilyenji C ,UNIP	33	0.31%	0.11%					
CHIPIMO Elias C M ,NAREP	28	0.26%	0.10%					
MIYANDA Godfrey K ,HERITAGE	25	0.23%	0.09%					
CHANDA Eric M ,4R	22	0.20%	0.08%					
PULE Daniel M ,C.D.P	15	0.14%	0.05%					
SONDASHI Ludwig S ,FDA	14	0.13%	0.05%					
SINKAMBA Peter C ,GREENS	8	0.07%	0.03%					
	10,703			50	0.46%	10 753	29 006	37.07%

01020026 KANKOYO

LUNGU Edgar C ,PF	5,226	73.22%	25.38%					
HICHILEMA Hakainde ,UPND	1,271	17.81%	6.17%					
MIYANDA Godfrey K ,HERITAGE	229	3.21%	1.11%					
NAWAKWI Edith Z ,FDD	97	1.36%	0.47%					
KAUNDA Tilyenji C ,UNIP	77	1.08%	0.37%					
MUMBA Nevers S ,MMD	58	0.81%	0.28%					

Province: COPPERBELT

Candidate	Votes Recieved	% Against Votes Cast	% Against Registered Voters	Rejected Ballot Papers	Rejected Ballot Papers %	Total Votes Cast	Total Registered Voters	Percentage Poll
CHIPIMO Elias C M ,NAREP	51	0.71%	0.25%					
PULE Daniel M ,C.D.P	25	0.35%	0.12%					
CHANDA Eric M ,4R	21	0.29%	0.10%					
SONDASHI Ludwig S ,FDA	14	0.20%	0.07%					
SINKAMBA Peter C ,GREENS	9	0.13%	0.04%					
	7,078			59	0.83%	7 137	20 589	34.66%
01020027 KANTANSHI								
LUNGU Edgar C ,PF	8,439	80.61%	27.57%					
HICHILEMA Hakainde ,UPND	1,615	15.43%	5.28%					
MUMBA Nevers S ,MMD	116	1.11%	0.38%					
NAWAKWI Edith Z ,FDD	109	1.04%	0.36%					
CHIPIMO Elias C M ,NAREP	26	0.25%	0.08%					
KAUNDA Tilyenji C ,UNIP	26	0.25%	0.08%					
MIYANDA Godfrey K ,HERITAGE	19	0.18%	0.06%					
CHANDA Eric M ,4R	18	0.17%	0.06%					
SINKAMBA Peter C ,GREENS	13	0.12%	0.04%					
PULE Daniel M ,C.D.P	12	0.11%	0.04%					
SONDASHI Ludwig S ,FDA	5	0.05%	0.02%					
	10,398			71	0.68%	10 469	30 613	34.20%
01020028 MUFULIRA								
LUNGU Edgar C ,PF	6,755	76.16%	24.00%					
HICHILEMA Hakainde ,UPND	1,690	19.06%	6.01%					
MUMBA Nevers S ,MMD	130	1.47%	0.46%					
NAWAKWI Edith Z ,FDD	69	0.78%	0.25%					
KAUNDA Tilyenji C ,UNIP	38	0.43%	0.14%					

Province: COPPERBELT

Candidate	Votes Received	% Against Votes Cast	% Against Registered Voters	Rejected Ballot Papers	Rejected Ballot Papers %	Total Votes Cast	Total Registered Voters	Percentage Poll
PULE Daniel M ,C.D.P	35	0.39%	0.12%					
MIYANDA Godfrey K ,HERITAGE	25	0.28%	0.09%					
CHIPIMO Elias C M ,NAREP	22	0.25%	0.08%					
CHANDA Eric M ,4R	12	0.14%	0.04%					
SINKAMBA Peter C ,GREENS	8	0.09%	0.03%					
SONDASHI Ludwig S ,FDA	3	0.03%	0.01%					
	8,787			82	0.92%	8 869	28 141	31.52%
01020029 KAFULAFUTA								
LUNGU Edgar C ,PF	2,241	48.21%	11.62%					
HICHILEMA Hakainde ,UPND	1,961	42.19%	10.17%					
NAWAKWI Edith Z ,FDD	197	4.24%	1.02%					
KAUNDA Tilyenji C ,UNIP	46	0.99%	0.24%					
CHANDA Eric M ,4R	41	0.88%	0.21%					
CHIPIMO Elias C M ,NAREP	34	0.73%	0.18%					
MIYANDA Godfrey K ,HERITAGE	27	0.58%	0.14%					
MUMBA Nevers S ,MMD	22	0.47%	0.11%					
PULE Daniel M ,C.D.P	12	0.26%	0.06%					
SONDASHI Ludwig S ,FDA	10	0.22%	0.05%					
SINKAMBA Peter C ,GREENS	6	0.13%	0.03%					
	4,597			51	1.10%	4 648	19 289	24.10%
01020030 LUFWANYAMA								
HICHILEMA Hakainde ,UPND	3,457	56.19%	10.29%					
LUNGU Edgar C ,PF	2,370	38.52%	7.05%					
CHANDA Eric M ,4R	45	0.73%	0.13%					
MUMBA Nevers S ,MMD	42	0.68%	0.13%					

Province: COPPERBELT

Candidate	Votes Recieved	% Against Votes Cast	% Against Registered Voters	Rejected Ballot Papers	Rejected Ballot Papers %	Total Votes Cast	Total Registered Voters	Percentage Poll
KAUNDA Tilyenji C ,UNIP	41	0.67%	0.12%					
MIYANDA Godfrey K ,HERITAGE	38	0.62%	0.11%					
CHIPIMO Elias C M ,NAREP	31	0.50%	0.09%					
NAWAKWI Edith Z ,FDD	30	0.49%	0.09%					
PULE Daniel M ,C.D.P	8	0.13%	0.02%					
SONDASHI Ludwig S ,FDA	4	0.07%	0.01%					
SINKAMBA Peter C ,GREENS	3	0.05%	0.01%					
	6,069			83	1.35%	6 152	33 599	18.31%
01020031 MASAITI								
HICHILEMA Hakainde ,UPND	3,461	54.07%	13.13%					
LUNGU Edgar C ,PF	2,565	40.07%	9.73%					
NAWAKWI Edith Z ,FDD	83	1.30%	0.31%					
KAUNDA Tilyenji C ,UNIP	43	0.67%	0.16%					
MUMBA Nevers S ,MMD	40	0.62%	0.15%					
MIYANDA Godfrey K ,HERITAGE	35	0.55%	0.13%					
CHANDA Eric M ,4R	31	0.48%	0.12%					
CHIPIMO Elias C M ,NAREP	25	0.39%	0.09%					
PULE Daniel M ,C.D.P	12	0.19%	0.05%					
SONDASHI Ludwig S ,FDA	11	0.17%	0.04%					
SINKAMBA Peter C ,GREENS	2	0.03%	0.01%					
	6,308			93	1.45%	6 401	26 362	24.28%
01020032 MPONGWE								
HICHILEMA Hakainde ,UPND	3,952	57.52%	11.41%					
LUNGU Edgar C ,PF	2,618	38.10%	7.56%					
CHANDA Eric M ,4R	50	0.73%	0.14%					

Province: COPPERBELT

Candidate	Votes Recieved	% Against Votes Cast	% Against Registered Voters	Rejected Ballot Papers	Rejected Ballot Papers %	Total Votes Cast	Total Registered Voters	Percentage Poll
MUMBA Nevers S ,MMD	41	0.60%	0.12%					
KAUNDA Tilyenji C ,UNIP	41	0.60%	0.12%					
CHIPIMO Elias C M ,NAREP	38	0.55%	0.11%					
MIYANDA Godfrey K ,HERITAGE	36	0.52%	0.10%					
NAWAKWI Edith Z ,FDD	14	0.20%	0.04%					
SONDASHI Ludwig S ,FDA	8	0.12%	0.02%					
PULE Daniel M ,C.D.P	8	0.12%	0.02%					
SINKAMBA Peter C ,GREENS	1	0.01%	0.00%					
	6,807			64	0.93%	6 871	34 636	19.84%

01020033 BWANA MKUBWA

LUNGU Edgar C ,PF	11,294	75.13%	25.85%					
HICHILEMA Hakainde ,UPND	3,038	20.21%	6.95%					
NAWAKWI Edith Z ,FDD	201	1.34%	0.46%					
MUMBA Nevers S ,MMD	170	1.13%	0.39%					
KAUNDA Tilyenji C ,UNIP	55	0.37%	0.13%					
CHIPIMO Elias C M ,NAREP	32	0.21%	0.07%					
MIYANDA Godfrey K ,HERITAGE	30	0.20%	0.07%					
PULE Daniel M ,C.D.P	24	0.16%	0.05%					
CHANDA Eric M ,4R	15	0.10%	0.03%					
SONDASHI Ludwig S ,FDA	7	0.05%	0.02%					
SINKAMBA Peter C ,GREENS	6	0.04%	0.01%					
	14,872			161	1.07%	15 033	43 695	34.40%

01020034 CHIFUBU

LUNGU Edgar C ,PF	11,817	73.54%	27.58%					
HICHILEMA Hakainde ,UPND	3,422	21.30%	7.99%					

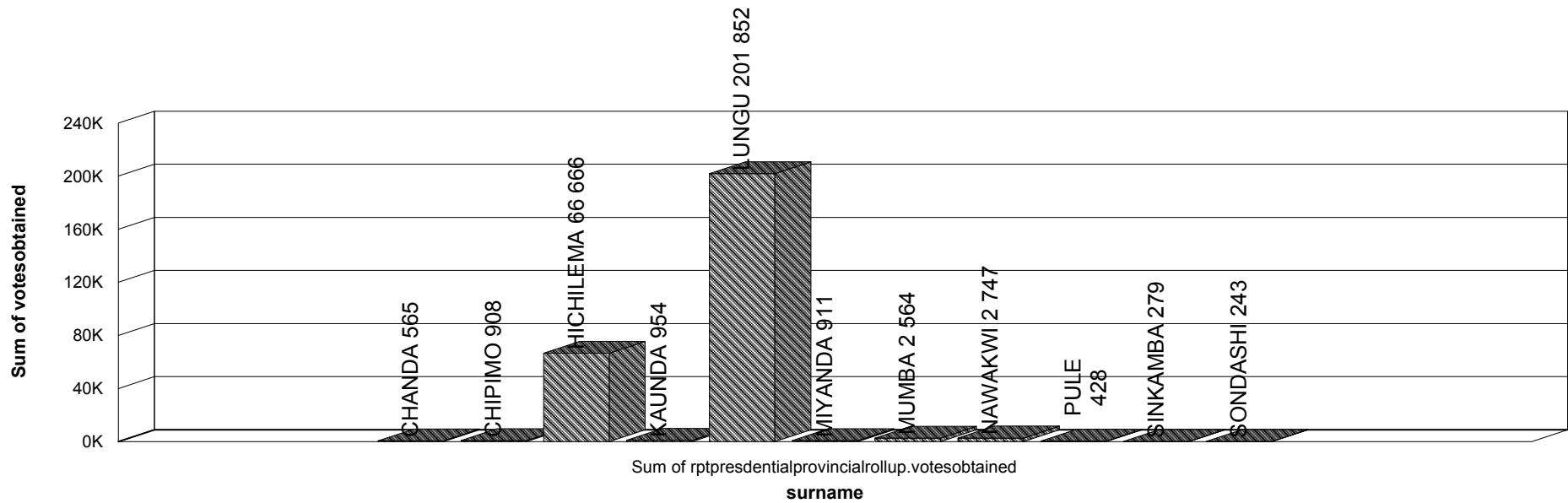
Province: COPPERBELT

Candidate	Votes Received	% Against Votes Cast	% Against Registered Voters	Rejected Ballot Papers	Rejected Ballot Papers %	Total Votes Cast	Total Registered Voters	Percentage Poll
MUMBA Nevers S ,MMD	286	1.78%	0.67%					
NAWAKWI Edith Z ,FDD	199	1.24%	0.46%					
KAUNDA Tilyenji C ,UNIP	41	0.26%	0.10%					
CHIPIMO Elias C M ,NAREP	36	0.22%	0.08%					
MIYANDA Godfrey K ,HERITAGE	27	0.17%	0.06%					
CHANDA Eric M ,4R	20	0.12%	0.05%					
PULE Daniel M ,C.D.P	17	0.11%	0.04%					
SINKAMBA Peter C ,GREENS	12	0.07%	0.03%					
SONDASHI Ludwig S ,FDA	10	0.06%	0.02%					
	15,887			181	1.13%	16 068	42 839	37.51%
01020035 KABUSHI								
LUNGU Edgar C ,PF	12,475	78.97%	30.85%					
HICHILEMA Hakainde ,UPND	2,762	17.48%	6.83%					
NAWAKWI Edith Z ,FDD	170	1.08%	0.42%					
MUMBA Nevers S ,MMD	90	0.57%	0.22%					
CHIPIMO Elias C M ,NAREP	34	0.22%	0.08%					
KAUNDA Tilyenji C ,UNIP	27	0.17%	0.07%					
MIYANDA Godfrey K ,HERITAGE	19	0.12%	0.05%					
PULE Daniel M ,C.D.P	17	0.11%	0.04%					
SONDASHI Ludwig S ,FDA	11	0.07%	0.03%					
SINKAMBA Peter C ,GREENS	9	0.06%	0.02%					
CHANDA Eric M ,4R	4	0.03%	0.01%					
	15,618			180	1.14%	15 798	40 436	39.07%
01020036 NDOLA CENTRAL								
LUNGU Edgar C ,PF	12,610	69.45%	24.72%					

Province: COPPERBELT

Candidate	Votes Recieved	% Against Votes Cast	% Against Registered Voters	Rejected Ballot Papers	Rejected Ballot Papers %	Total Votes Cast	Total Registered Voters	Percentage Poll
HICHILEMA Hakainde ,UPND	4,662	25.68%	9.14%					
NAWAKWI Edith Z ,FDD	248	1.37%	0.49%					
MUMBA Nevers S ,MMD	166	0.91%	0.33%					
KAUNDA Tilyenji C ,UNIP	63	0.35%	0.12%					
CHIPIMO Elias C M ,NAREP	61	0.34%	0.12%					
MIYANDA Godfrey K ,HERITAGE	43	0.24%	0.08%					
PULE Daniel M ,C.D.P	27	0.15%	0.05%					
CHANDA Eric M ,4R	17	0.09%	0.03%					
SONDASHI Ludwig S ,FDA	15	0.08%	0.03%					
SINKAMBA Peter C ,GREENS	7	0.04%	0.01%					
	17,919			237	1.31%	18 156	51 008	35.59%

COPPERBELT Province:	Votes Recieved	% Against Votes Cast	% Against Registered Voters	Rejected Ballot Papers	Rejected Ballot Papers %	Total Votes Cast	Total Registered Voters	Percentage Poll
Candidate								
LUNGU Edgar C	201,852	71.89%	23.88%					
HICHILEMA Hakainde	66,666	23.74%	7.89%					
NAWAKWI Edith Z	2,747	0.98%	0.32%					
MUMBA Nevers S	2,564	0.91%	0.30%					
KAUNDA Tilyenji C	954	0.34%	0.11%					
MIYANDA Godfrey K	911	0.32%	0.11%					
CHIPIMO Elias C M	908	0.32%	0.11%					
CHANDA Eric M	565	0.20%	0.07%					
PULE Daniel M	428	0.15%	0.05%					
SINKAMBA Peter C	279	0.10%	0.03%					
SONDASHI Ludwig S	243	0.09%	0.03%					
				2 660	0.95%	280 777	845 439	33.21%



Province: EASTERN

Candidate	Votes Recieved	% Against Votes Cast	% Against Registered Voters	Rejected Ballot Papers	Rejected Ballot Papers %	Total Votes Cast	Total Registered Voters	Percentage Poll
01030037 CHADIZA								
LUNGU Edgar C ,PF	2,927	49.67%	12.56%					
HICHILEMA Hakainde ,UPND	2,391	40.57%	10.26%					
KAUNDA Tilyenji C ,UNIP	132	2.24%	0.57%					
MIYANDA Godfrey K ,HERITAGE	93	1.58%	0.40%					
CHANDA Eric M ,4R	85	1.44%	0.36%					
CHIPIMO Elias C M ,NAREP	56	0.95%	0.24%					
MUMBA Nevers S ,MMD	54	0.92%	0.23%					
NAWAKWI Edith Z ,FDD	29	0.49%	0.12%					
SONDASHI Ludwig S ,FDA	27	0.46%	0.12%					
PULE Daniel M ,C.D.P	22	0.37%	0.09%					
SINKAMBA Peter C ,GREENS	10	0.17%	0.04%					
	5,826			67	1.14%	5 893	23 299	25.29%
01030038 VUBWI								
LUNGU Edgar C ,PF	2,111	49.88%	11.68%					
HICHILEMA Hakainde ,UPND	1,526	36.06%	8.44%					
NAWAKWI Edith Z ,FDD	177	4.18%	0.98%					
KAUNDA Tilyenji C ,UNIP	94	2.22%	0.52%					
CHANDA Eric M ,4R	90	2.13%	0.50%					
MIYANDA Godfrey K ,HERITAGE	42	0.99%	0.23%					
MUMBA Nevers S ,MMD	41	0.97%	0.23%					
CHIPIMO Elias C M ,NAREP	37	0.87%	0.20%					
PULE Daniel M ,C.D.P	35	0.83%	0.19%					
SONDASHI Ludwig S ,FDA	20	0.47%	0.11%					
SINKAMBA Peter C ,GREENS	11	0.26%	0.06%					

Province: EASTERN

Candidate	Votes Recieved	% Against Votes Cast	% Against Registered Voters	Rejected Ballot Papers	Rejected Ballot Papers %	Total Votes Cast	Total Registered Voters	Percentage Poll
	4,184			48	1.13%	4 232	18 074	23.41%
01030041 CHIPANGALI								
LUNGU Edgar C ,PF	4,673	67.19%	11.67%					
HICHILEMA Hakainde ,UPND	1,750	25.16%	4.37%					
KAUNDA Tilyenji C ,UNIP	119	1.71%	0.30%					
NAWAKWI Edith Z ,FDD	114	1.64%	0.28%					
MUMBA Nevers S ,MMD	71	1.02%	0.18%					
CHANDA Eric M ,4R	55	0.79%	0.14%					
CHIPIMO Elias C M ,NAREP	37	0.53%	0.09%					
MIYANDA Godfrey K ,HERITAGE	30	0.43%	0.07%					
PULE Daniel M ,C.D.P	28	0.40%	0.07%					
SINKAMBA Peter C ,GREENS	11	0.16%	0.03%					
SONDASHI Ludwig S ,FDA	8	0.12%	0.02%					
	6,896			59	0.85%	6 955	40 050	17.37%
01030042 CHIPATA CENTRAL								
LUNGU Edgar C ,PF	10,883	73.45%	21.91%					
HICHILEMA Hakainde ,UPND	3,228	21.79%	6.50%					
NAWAKWI Edith Z ,FDD	210	1.42%	0.42%					
KAUNDA Tilyenji C ,UNIP	111	0.75%	0.22%					
MUMBA Nevers S ,MMD	76	0.51%	0.15%					
MIYANDA Godfrey K ,HERITAGE	45	0.30%	0.09%					
CHIPIMO Elias C M ,NAREP	40	0.27%	0.08%					
CHANDA Eric M ,4R	38	0.26%	0.08%					
PULE Daniel M ,C.D.P	36	0.24%	0.07%					
SONDASHI Ludwig S ,FDA	16	0.11%	0.03%					

Province: EASTERN

Candidate	Votes Recieved	% Against Votes Cast	% Against Registered Voters	Rejected Ballot Papers	Rejected Ballot Papers %	Total Votes Cast	Total Registered Voters	Percentage Poll
SINKAMBA Peter C ,GREENS	9	0.06%	0.02%					
	14,692			125	0.84%	14 817	49 681	29.82%
01030043 KASENENGWA								
LUNGU Edgar C ,PF	5,336	61.26%	12.77%					
HICHILEMA Hakainde ,UPND	2,616	30.03%	6.26%					
MUMBA Nevers S ,MMD	117	1.34%	0.28%					
KAUNDA Tilyenji C ,UNIP	115	1.32%	0.28%					
MIYANDA Godfrey K ,HERITAGE	104	1.19%	0.25%					
CHANDA Eric M ,4R	99	1.14%	0.24%					
NAWAKWI Edith Z ,FDD	72	0.83%	0.17%					
PULE Daniel M ,C.D.P	58	0.67%	0.14%					
CHIPIMO Elias C M ,NAREP	53	0.61%	0.13%					
SONDASHI Ludwig S ,FDA	22	0.25%	0.05%					
SINKAMBA Peter C ,GREENS	8	0.09%	0.02%					
	8,600			110	1.26%	8 710	41 780	20.85%
01030044 LUANGENI								
LUNGU Edgar C ,PF	5,151	67.75%	16.46%					
HICHILEMA Hakainde ,UPND	1,716	22.57%	5.48%					
KAUNDA Tilyenji C ,UNIP	167	2.20%	0.53%					
MUMBA Nevers S ,MMD	111	1.46%	0.35%					
CHANDA Eric M ,4R	92	1.21%	0.29%					
NAWAKWI Edith Z ,FDD	61	0.80%	0.19%					
MIYANDA Godfrey K ,HERITAGE	56	0.74%	0.18%					
CHIPIMO Elias C M ,NAREP	50	0.66%	0.16%					
PULE Daniel M ,C.D.P	41	0.54%	0.13%					

Province: EASTERN

Candidate	Votes Recieved	% Against Votes Cast	% Against Registered Voters	Rejected Ballot Papers	Rejected Ballot Papers %	Total Votes Cast	Total Registered Voters	Percentage Poll
SONDASHI Ludwig S ,FDA	29	0.38%	0.09%					
SINKAMBA Peter C ,GREENS	8	0.11%	0.03%					
	7,482			121	1.59%	7 603	31 287	24.30%
01030045 MILANZI								
LUNGU Edgar C ,PF	3,441	59.32%	12.77%					
HICHILEMA Hakainde ,UPND	1,471	25.36%	5.46%					
CHANDA Eric M ,4R	196	3.38%	0.73%					
NAWAKWI Edith Z ,FDD	128	2.21%	0.48%					
KAUNDA Tilyenji C ,UNIP	122	2.10%	0.45%					
MIYANDA Godfrey K ,HERITAGE	84	1.45%	0.31%					
PULE Daniel M ,C.D.P	82	1.41%	0.30%					
CHIPIMO Elias C M ,NAREP	64	1.10%	0.24%					
MUMBA Nevers S ,MMD	60	1.03%	0.22%					
SONDASHI Ludwig S ,FDA	39	0.67%	0.14%					
SINKAMBA Peter C ,GREENS	18	0.31%	0.07%					
	5,705			96	1.65%	5 801	26 937	21.54%
01030046 MKAIKA								
LUNGU Edgar C ,PF	4,051	57.44%	11.88%					
HICHILEMA Hakainde ,UPND	2,285	32.40%	6.70%					
MIYANDA Godfrey K ,HERITAGE	134	1.90%	0.39%					
CHANDA Eric M ,4R	120	1.70%	0.35%					
NAWAKWI Edith Z ,FDD	117	1.66%	0.34%					
KAUNDA Tilyenji C ,UNIP	84	1.19%	0.25%					
MUMBA Nevers S ,MMD	75	1.06%	0.22%					
CHIPIMO Elias C M ,NAREP	47	0.67%	0.14%					

Province: EASTERN

Candidate	Votes Recieved	% Against Votes Cast	% Against Registered Voters	Rejected Ballot Papers	Rejected Ballot Papers %	Total Votes Cast	Total Registered Voters	Percentage Poll
PULE Daniel M ,C.D.P	37	0.52%	0.11%					
SONDASHI Ludwig S ,FDA	19	0.27%	0.06%					
SINKAMBA Peter C ,GREENS	15	0.21%	0.04%					
	6,984			68	0.96%	7 052	34 085	20.69%
01030047 SINDA								
HICHILEMA Hakainde ,UPND	3,142	43.91%	9.77%					
LUNGU Edgar C ,PF	2,509	35.06%	7.80%					
NAWAKWI Edith Z ,FDD	563	7.87%	1.75%					
CHANDA Eric M ,4R	212	2.96%	0.66%					
KAUNDA Tilyenji C ,UNIP	166	2.32%	0.52%					
MIYANDA Godfrey K ,HERITAGE	140	1.96%	0.44%					
CHIPIMO Elias C M ,NAREP	92	1.29%	0.29%					
MUMBA Nevers S ,MMD	86	1.20%	0.27%					
SONDASHI Ludwig S ,FDA	51	0.71%	0.16%					
PULE Daniel M ,C.D.P	33	0.46%	0.10%					
SINKAMBA Peter C ,GREENS	21	0.29%	0.07%					
	7,015			141	1.97%	7 156	32 162	22.25%
01030048 CHASEFU								
LUNGU Edgar C ,PF	5,001	62.05%	12.89%					
HICHILEMA Hakainde ,UPND	1,974	24.49%	5.09%					
NAWAKWI Edith Z ,FDD	312	3.87%	0.80%					
KAUNDA Tilyenji C ,UNIP	187	2.32%	0.48%					
CHANDA Eric M ,4R	181	2.25%	0.47%					
MUMBA Nevers S ,MMD	84	1.04%	0.22%					
CHIPIMO Elias C M ,NAREP	71	0.88%	0.18%					

Province: EASTERN

Candidate	Votes Recieved	% Against Votes Cast	% Against Registered Voters	Rejected Ballot Papers	Rejected Ballot Papers %	Total Votes Cast	Total Registered Voters	Percentage Poll
MIYANDA Godfrey K ,HERITAGE	60	0.74%	0.15%					
SONDASHI Ludwig S ,FDA	45	0.56%	0.12%					
PULE Daniel M ,C.D.P	40	0.50%	0.10%					
SINKAMBA Peter C ,GREENS	16	0.20%	0.04%					
	7,971			88	1.09%	8 059	38 797	20.77%
01030049 LUMEZI								
LUNGU Edgar C ,PF	5,280	68.59%	14.03%					
HICHILEMA Hakainde ,UPND	1,662	21.59%	4.42%					
NAWAKWI Edith Z ,FDD	299	3.88%	0.79%					
KAUNDA Tilyenji C ,UNIP	98	1.27%	0.26%					
CHANDA Eric M ,4R	84	1.09%	0.22%					
PULE Daniel M ,C.D.P	56	0.73%	0.15%					
MUMBA Nevers S ,MMD	43	0.56%	0.11%					
MIYANDA Godfrey K ,HERITAGE	29	0.38%	0.08%					
CHIPIMO Elias C M ,NAREP	26	0.34%	0.07%					
SONDASHI Ludwig S ,FDA	22	0.29%	0.06%					
SINKAMBA Peter C ,GREENS	12	0.16%	0.03%					
	7,611			87	1.13%	7 698	37 632	20.46%
01030050 LUNDAZI								
LUNGU Edgar C ,PF	8,779	65.91%	18.05%					
HICHILEMA Hakainde ,UPND	2,972	22.31%	6.11%					
NAWAKWI Edith Z ,FDD	375	2.82%	0.77%					
KAUNDA Tilyenji C ,UNIP	269	2.02%	0.55%					
CHANDA Eric M ,4R	239	1.79%	0.49%					
MIYANDA Godfrey K ,HERITAGE	116	0.87%	0.24%					

Province: EASTERN

Candidate	Votes Recieved	% Against Votes Cast	% Against Registered Voters	Rejected Ballot Papers	Rejected Ballot Papers %	Total Votes Cast	Total Registered Voters	Percentage Poll
MUMBA Nevers S ,MMD	104	0.78%	0.21%					
PULE Daniel M ,C.D.P	100	0.75%	0.21%					
CHIPIMO Elias C M ,NAREP	97	0.73%	0.20%					
SONDASHI Ludwig S ,FDA	68	0.51%	0.14%					
SINKAMBA Peter C ,GREENS	41	0.31%	0.08%					
	13,160			160	1.20%	13 320	48 639	27.39%

01030051 MALAMBO

LUNGU Edgar C ,PF	4,534	60.01%	16.16%					
HICHILEMA Hakainde ,UPND	2,538	33.59%	9.05%					
NAWAKWI Edith Z ,FDD	107	1.42%	0.38%					
KAUNDA Tilyenji C ,UNIP	62	0.82%	0.22%					
MUMBA Nevers S ,MMD	59	0.78%	0.21%					
MIYANDA Godfrey K ,HERITAGE	55	0.73%	0.20%					
CHANDA Eric M ,4R	34	0.45%	0.12%					
CHIPIMO Elias C M ,NAREP	20	0.26%	0.07%					
PULE Daniel M ,C.D.P	18	0.24%	0.06%					
SONDASHI Ludwig S ,FDA	13	0.17%	0.05%					
SINKAMBA Peter C ,GREENS	8	0.11%	0.03%					
	7,448			107	1.42%	7 555	28 053	26.93%

01030052 NYIMBA

LUNGU Edgar C ,PF	4,131	70.51%	12.46%					
HICHILEMA Hakainde ,UPND	1,393	23.78%	4.20%					
CHANDA Eric M ,4R	66	1.13%	0.20%					
KAUNDA Tilyenji C ,UNIP	60	1.02%	0.18%					
MUMBA Nevers S ,MMD	47	0.80%	0.14%					

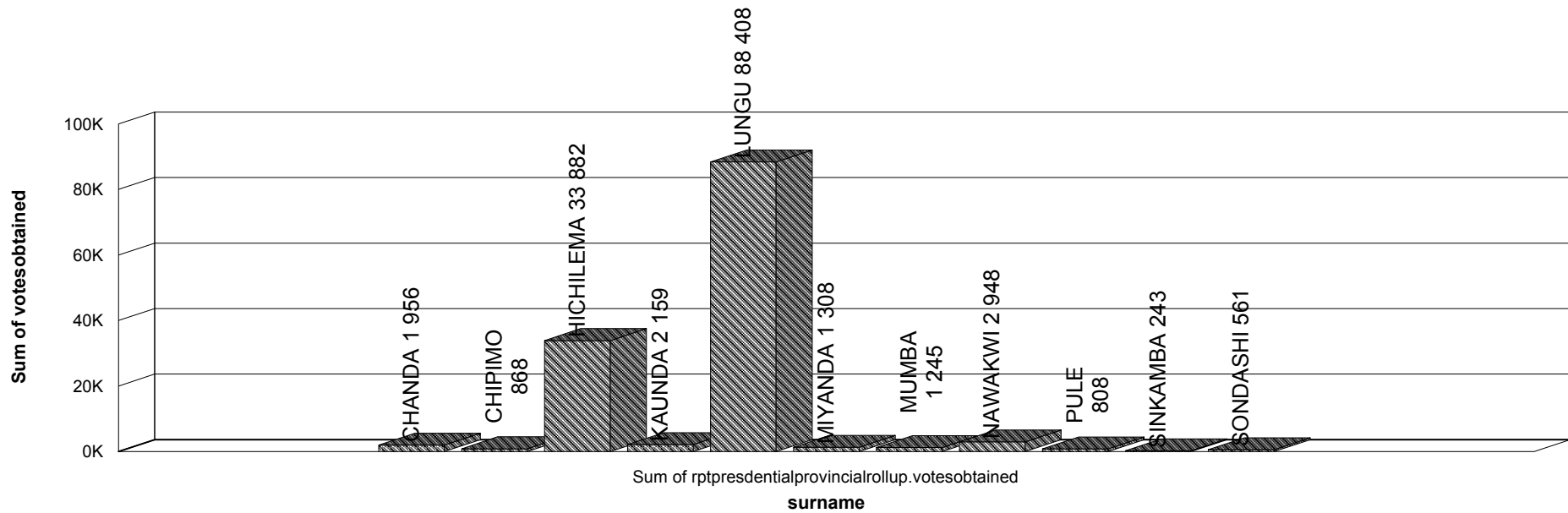
Province: EASTERN

Candidate	Votes Received	% Against Votes Cast	% Against Registered Voters	Rejected Ballot Papers	Rejected Ballot Papers %	Total Votes Cast	Total Registered Voters	Percentage Poll
PULE Daniel M ,C.D.P	26	0.44%	0.08%					
CHIPIMO Elias C M ,NAREP	24	0.41%	0.07%					
MIYANDA Godfrey K ,HERITAGE	19	0.32%	0.06%					
NAWAKWI Edith Z ,FDD	17	0.29%	0.05%					
SONDASHI Ludwig S ,FDA	15	0.26%	0.05%					
SINKAMBA Peter C ,GREENS	6	0.10%	0.02%					
	5,804			55	0.94%	5 859	33 152	17.67%
01030053 KAPOCHE								
LUNGU Edgar C ,PF	5,220	69.83%	12.91%					
HICHILEMA Hakainde ,UPND	1,241	16.60%	3.07%					
CHANDA Eric M ,4R	170	2.27%	0.42%					
NAWAKWI Edith Z ,FDD	139	1.86%	0.34%					
KAUNDA Tilyenji C ,UNIP	138	1.85%	0.34%					
PULE Daniel M ,C.D.P	82	1.10%	0.20%					
MIYANDA Godfrey K ,HERITAGE	77	1.03%	0.19%					
SONDASHI Ludwig S ,FDA	75	1.00%	0.19%					
MUMBA Nevers S ,MMD	73	0.98%	0.18%					
CHIPIMO Elias C M ,NAREP	72	0.96%	0.18%					
SINKAMBA Peter C ,GREENS	22	0.29%	0.05%					
	7,309			166	2.22%	7 475	40 422	18.49%
01030054 MSANZALA								
LUNGU Edgar C ,PF	4,035	77.31%	13.72%					
HICHILEMA Hakainde ,UPND	775	14.85%	2.63%					
NAWAKWI Edith Z ,FDD	73	1.40%	0.25%					
CHANDA Eric M ,4R	59	1.13%	0.20%					

Province: EASTERN

Candidate	Votes Received	% Against Votes Cast	% Against Registered Voters	Rejected Ballot Papers	Rejected Ballot Papers %	Total Votes Cast	Total Registered Voters	Percentage Poll
KAUNDA Tilyenji C ,UNIP	52	1.00%	0.18%					
MIYANDA Godfrey K ,HERITAGE	48	0.92%	0.16%					
MUMBA Nevers S ,MMD	39	0.75%	0.13%					
PULE Daniel M ,C.D.P	37	0.71%	0.13%					
CHIPIMO Elias C M ,NAREP	28	0.54%	0.10%					
SONDASHI Ludwig S ,FDA	14	0.27%	0.05%					
SINKAMBA Peter C ,GREENS	8	0.15%	0.03%					
	5,168			51	0.98%	5 219	29 420	17.74%
01030055 PETAUKE								
LUNGU Edgar C ,PF	10,346	81.45%	22.19%					
HICHILEMA Hakainde ,UPND	1,202	9.46%	2.58%					
KAUNDA Tilyenji C ,UNIP	183	1.44%	0.39%					
MIYANDA Godfrey K ,HERITAGE	176	1.39%	0.38%					
NAWAKWI Edith Z ,FDD	155	1.22%	0.33%					
CHANDA Eric M ,4R	136	1.07%	0.29%					
MUMBA Nevers S ,MMD	105	0.83%	0.23%					
SONDASHI Ludwig S ,FDA	78	0.61%	0.17%					
PULE Daniel M ,C.D.P	77	0.61%	0.17%					
CHIPIMO Elias C M ,NAREP	54	0.43%	0.12%					
SINKAMBA Peter C ,GREENS	19	0.15%	0.04%					
	12,531			171	1.35%	12 702	46 628	27.24%

EASTERN Province:	Votes Recieved	% Against Votes Cast	% Against Registered Voters	Rejected Ballot Papers	Rejected Ballot Papers %	Total Votes Cast	Total Registered Voters	Percentage Poll
Candidate								
LUNGU Edgar C	88,408	64.96%	14.73%					
HICHILEMA Hakainde	33,882	24.89%	5.65%					
NAWAKWI Edith Z	2,948	2.17%	0.49%					
KAUNDA Tilyenji C	2,159	1.59%	0.36%					
CHANDA Eric M	1,956	1.44%	0.33%					
MIYANDA Godfrey K	1,308	0.96%	0.22%					
MUMBA Nevers S	1,245	0.91%	0.21%					
CHIPIMO Elias C M	868	0.64%	0.14%					
PULE Daniel M	808	0.59%	0.13%					
SONDASHI Ludwig S	561	0.41%	0.09%					
SINKAMBA Peter C	243	0.18%	0.04%					
				1 720	1.26%	136 106	600 098	22.68%



Province: LUAPULA

Candidate	Votes Recieved	% Against Votes Cast	% Against Registered Voters	Rejected Ballot Papers	Rejected Ballot Papers %	Total Votes Cast	Total Registered Voters	Percentage Poll
01040056 KAWAMBWA								
LUNGU Edgar C ,PF	5,133	81.45%	26.90%					
HICHILEMA Hakainde ,UPND	374	5.93%	1.96%					
MUMBA Nevers S ,MMD	342	5.43%	1.79%					
NAWAKWI Edith Z ,FDD	284	4.51%	1.49%					
KAUNDA Tilyenji C ,UNIP	32	0.51%	0.17%					
CHANDA Eric M ,4R	32	0.51%	0.17%					
PULE Daniel M ,C.D.P	27	0.43%	0.14%					
CHIPIMO Elias C M ,NAREP	17	0.27%	0.09%					
MIYANDA Godfrey K ,HERITAGE	12	0.19%	0.06%					
SINKAMBA Peter C ,GREENS	3	0.05%	0.02%					
SONDASHI Ludwig S ,FDA	2	0.03%	0.01%					
	6,258			44	0.70%	6 302	19 083	33.02%
01040057 MWANSABOMBWE								
LUNGU Edgar C ,PF	4,548	87.90%	22.18%					
HICHILEMA Hakainde ,UPND	421	8.14%	2.05%					
CHANDA Eric M ,4R	31	0.60%	0.15%					
NAWAKWI Edith Z ,FDD	23	0.44%	0.11%					
PULE Daniel M ,C.D.P	22	0.43%	0.11%					
KAUNDA Tilyenji C ,UNIP	22	0.43%	0.11%					
MUMBA Nevers S ,MMD	16	0.31%	0.08%					
MIYANDA Godfrey K ,HERITAGE	13	0.25%	0.06%					
CHIPIMO Elias C M ,NAREP	10	0.19%	0.05%					
SONDASHI Ludwig S ,FDA	6	0.12%	0.03%					
SINKAMBA Peter C ,GREENS	2	0.04%	0.01%					

Province: LUAPULA

Candidate	Votes Received	% Against Votes Cast	% Against Registered Voters	Rejected Ballot Papers	Rejected Ballot Papers %	Total Votes Cast	Total Registered Voters	Percentage Poll
	5,114			60	1.16%	5 174	20 508	25.23%
01040058 PAMBASHE								
LUNGU Edgar C ,PF	3,854	83.01%	25.73%					
HICHILEMA Hakainde ,UPND	519	11.18%	3.47%					
NAWAKWI Edith Z ,FDD	57	1.23%	0.38%					
CHANDA Eric M ,4R	42	0.90%	0.28%					
KAUNDA Tilyenji C ,UNIP	35	0.75%	0.23%					
MUMBA Nevers S ,MMD	24	0.52%	0.16%					
MIYANDA Godfrey K ,HERITAGE	19	0.41%	0.13%					
PULE Daniel M ,C.D.P	11	0.24%	0.07%					
CHIPIMO Elias C M ,NAREP	11	0.24%	0.07%					
SONDASHI Ludwig S ,FDA	7	0.15%	0.05%					
SINKAMBA Peter C ,GREENS	2	0.04%	0.01%					
	4,581			62	1.34%	4 643	14 977	31.00%
01040059 BAHATI								
LUNGU Edgar C ,PF	7,163	84.41%	22.17%					
HICHILEMA Hakainde ,UPND	876	10.32%	2.71%					
MUMBA Nevers S ,MMD	125	1.47%	0.39%					
NAWAKWI Edith Z ,FDD	55	0.65%	0.17%					
KAUNDA Tilyenji C ,UNIP	46	0.54%	0.14%					
CHANDA Eric M ,4R	46	0.54%	0.14%					
CHIPIMO Elias C M ,NAREP	33	0.39%	0.10%					
MIYANDA Godfrey K ,HERITAGE	29	0.34%	0.09%					
PULE Daniel M ,C.D.P	20	0.24%	0.06%					
SONDASHI Ludwig S ,FDA	12	0.14%	0.04%					

Province: LUAPULA

Candidate	Votes Recieved	% Against Votes Cast	% Against Registered Voters	Rejected Ballot Papers	Rejected Ballot Papers %	Total Votes Cast	Total Registered Voters	Percentage Poll
SINKAMBA Peter C ,GREENS	6	0.07%	0.02%					
	8,411			75	0.88%	8 486	32 305	26.27%
01040060 CHEMBE								
LUNGU Edgar C ,PF	2,597	71.60%	16.69%					
MUMBA Nevers S ,MMD	542	14.94%	3.48%					
HICHILEMA Hakainde ,UPND	354	9.76%	2.27%					
CHANDA Eric M ,4R	22	0.61%	0.14%					
KAUNDA Tilyenji C ,UNIP	22	0.61%	0.14%					
NAWAKWI Edith Z ,FDD	14	0.39%	0.09%					
PULE Daniel M ,C.D.P	8	0.22%	0.05%					
SONDASHI Ludwig S ,FDA	6	0.17%	0.04%					
CHIPIMO Elias C M ,NAREP	5	0.14%	0.03%					
SINKAMBA Peter C ,GREENS	4	0.11%	0.03%					
MIYANDA Godfrey K ,HERITAGE	1	0.03%	0.01%					
	3,575			52	1.43%	3 627	15 561	23.31%
01040061 MANSA CENTRAL								
LUNGU Edgar C ,PF	10,631	82.52%	18.78%					
HICHILEMA Hakainde ,UPND	1,278	9.92%	2.26%					
NAWAKWI Edith Z ,FDD	409	3.17%	0.72%					
MUMBA Nevers S ,MMD	183	1.42%	0.32%					
KAUNDA Tilyenji C ,UNIP	70	0.54%	0.12%					
CHANDA Eric M ,4R	64	0.50%	0.11%					
MIYANDA Godfrey K ,HERITAGE	33	0.26%	0.06%					
PULE Daniel M ,C.D.P	32	0.25%	0.06%					
CHIPIMO Elias C M ,NAREP	30	0.23%	0.05%					

Province: LUAPULA

Candidate	Votes Recieved	% Against Votes Cast	% Against Registered Voters	Rejected Ballot Papers	Rejected Ballot Papers %	Total Votes Cast	Total Registered Voters	Percentage Poll
SINKAMBA Peter C ,GREENS	17	0.13%	0.03%					
SONDASHI Ludwig S ,FDA	11	0.09%	0.02%					
	12,758			125	0.97%	12 883	56 610	22.76%

01040062 CHIPILI

LUNGU Edgar C ,PF	5,689	92.00%	37.69%					
HICHILEMA Hakainde ,UPND	267	4.32%	1.77%					
CHANDA Eric M ,4R	48	0.78%	0.32%					
KAUNDA Tilyenji C ,UNIP	34	0.55%	0.23%					
PULE Daniel M ,C.D.P	22	0.36%	0.15%					
MIYANDA Godfrey K ,HERITAGE	14	0.23%	0.09%					
MUMBA Nevers S ,MMD	12	0.19%	0.08%					
SONDASHI Ludwig S ,FDA	11	0.18%	0.07%					
CHIPIMO Elias C M ,NAREP	8	0.13%	0.05%					
NAWAKWI Edith Z ,FDD	6	0.10%	0.04%					
SINKAMBA Peter C ,GREENS	2	0.03%	0.01%					
	6,113			71	1.15%	6 184	15 094	40.97%

01040063 MAMBILIMA

LUNGU Edgar C ,PF	3,714	82.28%	23.75%					
HICHILEMA Hakainde ,UPND	568	12.58%	3.63%					
MUMBA Nevers S ,MMD	120	2.66%	0.77%					
KAUNDA Tilyenji C ,UNIP	17	0.38%	0.11%					
CHANDA Eric M ,4R	16	0.35%	0.10%					
PULE Daniel M ,C.D.P	11	0.24%	0.07%					
MIYANDA Godfrey K ,HERITAGE	11	0.24%	0.07%					
CHIPIMO Elias C M ,NAREP	8	0.18%	0.05%					

Province: LUAPULA

Candidate	Votes Received	% Against Votes Cast	% Against Registered Voters	Rejected Ballot Papers	Rejected Ballot Papers %	Total Votes Cast	Total Registered Voters	Percentage Poll
NAWAKWI Edith Z ,FDD	8	0.18%	0.05%					
SINKAMBA Peter C ,GREENS	3	0.07%	0.02%					
SONDASHI Ludwig S ,FDA	3	0.07%	0.02%					
	4,479			35	0.78%	4 514	15 635	28.87%
01040064 MWENSE								
LUNGU Edgar C ,PF	5,340	80.58%	20.55%					
HICHILEMA Hakainde ,UPND	1,055	15.92%	4.06%					
MUMBA Nevers S ,MMD	69	1.04%	0.27%					
KAUNDA Tilyenji C ,UNIP	25	0.38%	0.10%					
CHANDA Eric M ,4R	24	0.36%	0.09%					
MIYANDA Godfrey K ,HERITAGE	13	0.20%	0.05%					
PULE Daniel M ,C.D.P	12	0.18%	0.05%					
SONDASHI Ludwig S ,FDA	9	0.14%	0.03%					
NAWAKWI Edith Z ,FDD	9	0.14%	0.03%					
CHIPIMO Elias C M ,NAREP	8	0.12%	0.03%					
SINKAMBA Peter C ,GREENS	4	0.06%	0.02%					
	6,568			59	0.89%	6 627	25 985	25.50%
01040065 CHIENGE								
LUNGU Edgar C ,PF	4,773	73.57%	10.17%					
HICHILEMA Hakainde ,UPND	1,445	22.27%	3.08%					
CHANDA Eric M ,4R	60	0.92%	0.13%					
NAWAKWI Edith Z ,FDD	39	0.60%	0.08%					
KAUNDA Tilyenji C ,UNIP	30	0.46%	0.06%					
MUMBA Nevers S ,MMD	28	0.43%	0.06%					
MIYANDA Godfrey K ,HERITAGE	21	0.32%	0.04%					

Province: LUAPULA

Candidate	Votes Received	% Against Votes Cast	% Against Registered Voters	Rejected Ballot Papers	Rejected Ballot Papers %	Total Votes Cast	Total Registered Voters	Percentage Poll
PULE Daniel M ,C.D.P	15	0.23%	0.03%					
CHIPIMO Elias C M ,NAREP	14	0.22%	0.03%					
SONDASHI Ludwig S ,FDA	6	0.09%	0.01%					
SINKAMBA Peter C ,GREENS	4	0.06%	0.01%					
	6,435			53	0.82%	6 488	46 930	13.82%
01040066 NCHELENGE								
LUNGU Edgar C ,PF	9,112	86.87%	15.66%					
HICHILEMA Hakainde ,UPND	952	9.08%	1.64%					
CHANDA Eric M ,4R	50	0.48%	0.09%					
NAWAKWI Edith Z ,FDD	48	0.46%	0.08%					
KAUNDA Tilyenji C ,UNIP	47	0.45%	0.08%					
MUMBA Nevers S ,MMD	44	0.42%	0.08%					
PULE Daniel M ,C.D.P	41	0.39%	0.07%					
MIYANDA Godfrey K ,HERITAGE	24	0.23%	0.04%					
CHIPIMO Elias C M ,NAREP	24	0.23%	0.04%					
SONDASHI Ludwig S ,FDA	12	0.11%	0.02%					
SINKAMBA Peter C ,GREENS	6	0.06%	0.01%					
	10,360			129	1.23%	10 489	58 174	18.03%
01040067 BANGWEULU								
LUNGU Edgar C ,PF	7,472	81.10%	17.81%					
HICHILEMA Hakainde ,UPND	848	9.20%	2.02%					
MUMBA Nevers S ,MMD	248	2.69%	0.59%					
PULE Daniel M ,C.D.P	227	2.46%	0.54%					
KAUNDA Tilyenji C ,UNIP	60	0.65%	0.14%					
NAWAKWI Edith Z ,FDD	59	0.64%	0.14%					

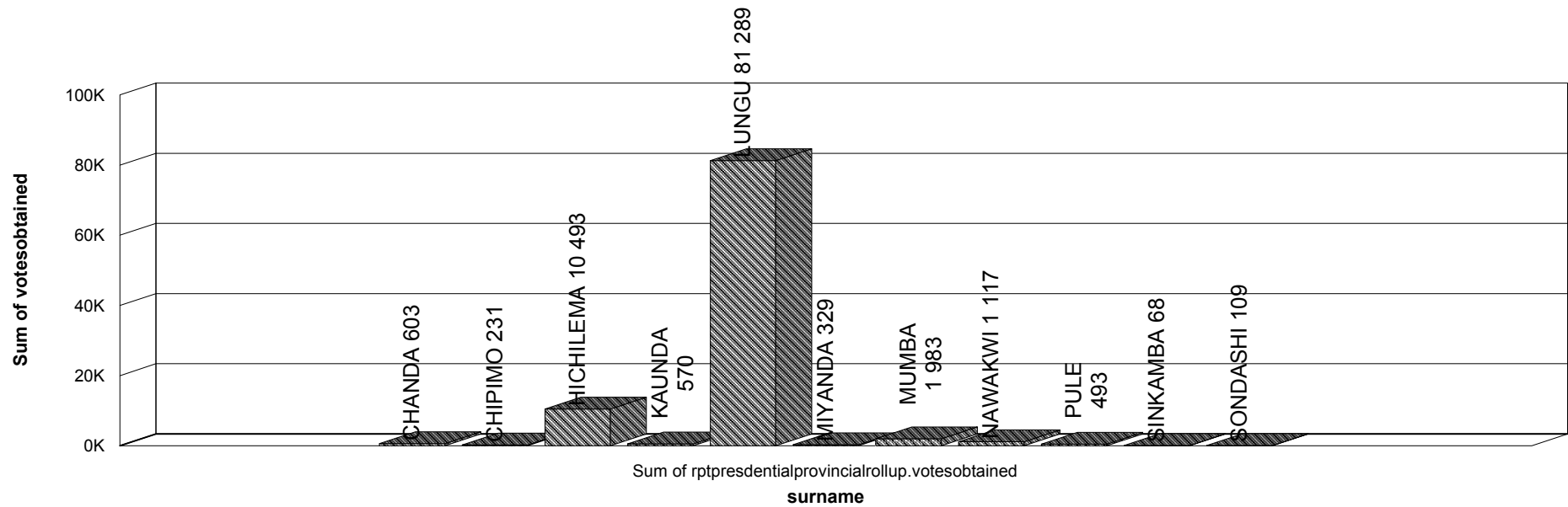
Province: LUAPULA

Candidate	Votes Recieved	% Against Votes Cast	% Against Registered Voters	Rejected Ballot Papers	Rejected Ballot Papers %	Total Votes Cast	Total Registered Voters	Percentage Poll
CHANDA Eric M ,4R	57	0.62%	0.14%					
MIYANDA Godfrey K ,HERITAGE	48	0.52%	0.11%					
CHIPIMO Elias C M ,NAREP	27	0.29%	0.06%					
SINKAMBA Peter C ,GREENS	8	0.09%	0.02%					
SONDASHI Ludwig S ,FDA	7	0.08%	0.02%					
	9,061			152	1.65%	9 213	41 958	21.96%
01040068 CHIFUNABULI								
LUNGU Edgar C ,PF	7,736	80.64%	22.59%					
HICHILEMA Hakainde ,UPND	1,210	12.61%	3.53%					
MUMBA Nevers S ,MMD	187	1.95%	0.55%					
NAWAKWI Edith Z ,FDD	83	0.87%	0.24%					
KAUNDA Tilyenji C ,UNIP	75	0.78%	0.22%					
MIYANDA Godfrey K ,HERITAGE	63	0.66%	0.18%					
CHANDA Eric M ,4R	57	0.59%	0.17%					
PULE Daniel M ,C.D.P	35	0.36%	0.10%					
CHIPIMO Elias C M ,NAREP	24	0.25%	0.07%					
SONDASHI Ludwig S ,FDA	11	0.11%	0.03%					
SINKAMBA Peter C ,GREENS	4	0.04%	0.01%					
	9,485			108	1.13%	9 593	34 240	28.02%
01040069 LUAPULA								
LUNGU Edgar C ,PF	3,527	84.80%	30.07%					
HICHILEMA Hakainde ,UPND	326	7.84%	2.78%					
KAUNDA Tilyenji C ,UNIP	55	1.32%	0.47%					
CHANDA Eric M ,4R	54	1.30%	0.46%					
MUMBA Nevers S ,MMD	43	1.03%	0.37%					

Province: LUAPULA

Candidate	Votes Recieved	% Against Votes Cast	% Against Registered Voters	Rejected Ballot Papers	Rejected Ballot Papers %	Total Votes Cast	Total Registered Voters	Percentage Poll
MIYANDA Godfrey K ,HERITAGE	28	0.67%	0.24%					
NAWAKWI Edith Z ,FDD	23	0.55%	0.20%					
CHIPIMO Elias C M ,NAREP	12	0.29%	0.10%					
PULE Daniel M ,C.D.P	10	0.24%	0.09%					
SONDASHI Ludwig S ,FDA	6	0.14%	0.05%					
SINKAMBA Peter C ,GREENS	3	0.07%	0.03%					
	4,087			72	1.73%	4 159	11 730	35.46%

LUAPULA Province: Candidate	Votes Recieved	% Against Votes Cast	% Against Registered Voters	Rejected Ballot Papers	Rejected Ballot Papers %	Total Votes Cast	Total Registered Voters	Percentage Poll
LUNGU Edgar C	81,289	82.63%	19.89%					
HICHILEMA Hakainde	10,493	10.67%	2.57%					
MUMBA Nevers S	1,983	2.02%	0.49%					
NAWAKWI Edith Z	1,117	1.14%	0.27%					
CHANDA Eric M	603	0.61%	0.15%					
KAUNDA Tilyenji C	570	0.58%	0.14%					
PULE Daniel M	493	0.50%	0.12%					
MIYANDA Godfrey K	329	0.33%	0.08%					
CHIPIMO Elias C M	231	0.23%	0.06%					
SONDASHI Ludwig S	109	0.11%	0.03%					
SINKAMBA Peter C	68	0.07%	0.02%					
				1 097	1.12%	98 382	408 790	24.07%



Province: LUSAKA

Candidate	Votes Recieved	% Against Votes Cast	% Against Registered Voters	Rejected Ballot Papers	Rejected Ballot Papers %	Total Votes Cast	Total Registered Voters	Percentage Poll
01010009 MWEMBEZHI								
HICHILEMA Hakainde ,UPND	7,975	86.77%	33.04%					
LUNGU Edgar C ,PF	814	8.86%	3.37%					
NAWAKWI Edith Z ,FDD	76	0.83%	0.31%					
KAUNDA Tilyenji C ,UNIP	50	0.54%	0.21%					
MUMBA Nevers S ,MMD	48	0.52%	0.20%					
CHIPIMO Elias C M ,NAREP	31	0.34%	0.13%					
CHANDA Eric M ,4R	25	0.27%	0.10%					
MIYANDA Godfrey K ,HERITAGE	14	0.15%	0.06%					
PULE Daniel M ,C.D.P	9	0.10%	0.04%					
SONDASHI Ludwig S ,FDA	8	0.09%	0.03%					
SINKAMBA Peter C ,GREENS	7	0.08%	0.03%					
	9,057			134	1.46%	9 191	24 134	38.08%
01050070 KAFUE								
HICHILEMA Hakainde ,UPND	8,108	48.70%	17.36%					
LUNGU Edgar C ,PF	7,758	46.59%	16.61%					
NAWAKWI Edith Z ,FDD	171	1.03%	0.37%					
MUMBA Nevers S ,MMD	142	0.85%	0.30%					
KAUNDA Tilyenji C ,UNIP	82	0.49%	0.18%					
CHANDA Eric M ,4R	57	0.34%	0.12%					
MIYANDA Godfrey K ,HERITAGE	56	0.34%	0.12%					
CHIPIMO Elias C M ,NAREP	46	0.28%	0.10%					
PULE Daniel M ,C.D.P	29	0.17%	0.06%					
SINKAMBA Peter C ,GREENS	11	0.07%	0.02%					
SONDASHI Ludwig S ,FDA	10	0.06%	0.02%					

Province: LUSAKA

Candidate	Votes Recieved	% Against Votes Cast	% Against Registered Voters	Rejected Ballot Papers	Rejected Ballot Papers %	Total Votes Cast	Total Registered Voters	Percentage Poll
	16,470			180	1.08%	16 650	46 711	35.64%
01050071 FEIRA								
LUNGU Edgar C ,PF	3,332	77.38%	29.59%					
HICHILEMA Hakainde ,UPND	751	17.44%	6.67%					
KAUNDA Tilyenji C ,UNIP	51	1.18%	0.45%					
MUMBA Nevers S ,MMD	29	0.67%	0.26%					
CHANDA Eric M ,4R	28	0.65%	0.25%					
CHIPIMO Elias C M ,NAREP	22	0.51%	0.20%					
PULE Daniel M ,C.D.P	15	0.35%	0.13%					
NAWAKWI Edith Z ,FDD	15	0.35%	0.13%					
SONDASHI Ludwig S ,FDA	11	0.26%	0.10%					
MIYANDA Godfrey K ,HERITAGE	8	0.19%	0.07%					
SINKAMBA Peter C ,GREENS	1	0.02%	0.01%					
	4,263			43	1.00%	4 306	11 260	38.24%
01050072 CHILANGA								
HICHILEMA Hakainde ,UPND	6,102	56.05%	18.02%					
LUNGU Edgar C ,PF	4,376	40.20%	12.92%					
NAWAKWI Edith Z ,FDD	74	0.68%	0.22%					
MUMBA Nevers S ,MMD	48	0.44%	0.14%					
CHIPIMO Elias C M ,NAREP	45	0.41%	0.13%					
KAUNDA Tilyenji C ,UNIP	42	0.39%	0.12%					
MIYANDA Godfrey K ,HERITAGE	25	0.23%	0.07%					
SONDASHI Ludwig S ,FDA	24	0.22%	0.07%					
CHANDA Eric M ,4R	22	0.20%	0.06%					
PULE Daniel M ,C.D.P	10	0.09%	0.03%					

Province: LUSAKA

Candidate	Votes Recieved	% Against Votes Cast	% Against Registered Voters	Rejected Ballot Papers	Rejected Ballot Papers %	Total Votes Cast	Total Registered Voters	Percentage Poll
SINKAMBA Peter C ,GREENS	3	0.03%	0.01%					
	10,771			115	1.06%	10 886	33 867	32.14%
01050073 CHONGWE								
HICHILEMA Hakainde ,UPND	7,252	51.67%	13.90%					
LUNGU Edgar C ,PF	6,124	43.63%	11.74%					
KAUNDA Tilyenji C ,UNIP	112	0.80%	0.21%					
NAWAKWI Edith Z ,FDD	86	0.61%	0.16%					
MUMBA Nevers S ,MMD	67	0.48%	0.13%					
CHIPIMO Elias C M ,NAREP	60	0.43%	0.12%					
CHANDA Eric M ,4R	55	0.39%	0.11%					
MIYANDA Godfrey K ,HERITAGE	48	0.34%	0.09%					
PULE Daniel M ,C.D.P	25	0.18%	0.05%					
SONDASHI Ludwig S ,FDA	15	0.11%	0.03%					
SINKAMBA Peter C ,GREENS	13	0.09%	0.02%					
	13,857			179	1.28%	14 036	52 158	26.91%
01050074 RUFUNSA								
HICHILEMA Hakainde ,UPND	2,328	51.21%	11.24%					
LUNGU Edgar C ,PF	1,889	41.55%	9.12%					
KAUNDA Tilyenji C ,UNIP	46	1.01%	0.22%					
CHANDA Eric M ,4R	46	1.01%	0.22%					
MIYANDA Godfrey K ,HERITAGE	38	0.84%	0.18%					
MUMBA Nevers S ,MMD	38	0.84%	0.18%					
PULE Daniel M ,C.D.P	30	0.66%	0.14%					
CHIPIMO Elias C M ,NAREP	20	0.44%	0.10%					
SONDASHI Ludwig S ,FDA	10	0.22%	0.05%					

Province: LUSAKA

Candidate	Votes Recieved	% Against Votes Cast	% Against Registered Voters	Rejected Ballot Papers	Rejected Ballot Papers %	Total Votes Cast	Total Registered Voters	Percentage Poll
SINKAMBA Peter C ,GREENS	9	0.20%	0.04%					
NAWAKWI Edith Z ,FDD	8	0.18%	0.04%					
	4,462			84	1.85%	4 546	20 716	21.94%

01050075 CHAWAMA

LUNGU Edgar C ,PF	18,469	72.46%	26.68%					
HICHILEMA Hakainde ,UPND	6,261	24.56%	9.04%					
KAUNDA Tilyenji C ,UNIP	125	0.49%	0.18%					
MUMBA Nevers S ,MMD	90	0.35%	0.13%					
NAWAKWI Edith Z ,FDD	78	0.31%	0.11%					
CHIPIMO Elias C M ,NAREP	40	0.16%	0.06%					
PULE Daniel M ,C.D.P	33	0.13%	0.05%					
MIYANDA Godfrey K ,HERITAGE	30	0.12%	0.04%					
SONDASHI Ludwig S ,FDA	28	0.11%	0.04%					
CHANDA Eric M ,4R	12	0.05%	0.02%					
SINKAMBA Peter C ,GREENS	8	0.03%	0.01%					
	25,174			316	1.24%	25 490	69 228	36.82%

01050076 KABWATA

LUNGU Edgar C ,PF	19,704	64.56%	27.04%					
HICHILEMA Hakainde ,UPND	10,069	32.99%	13.82%					
MUMBA Nevers S ,MMD	209	0.68%	0.29%					
CHIPIMO Elias C M ,NAREP	127	0.42%	0.17%					
NAWAKWI Edith Z ,FDD	119	0.39%	0.16%					
MIYANDA Godfrey K ,HERITAGE	36	0.12%	0.05%					
KAUNDA Tilyenji C ,UNIP	31	0.10%	0.04%					
PULE Daniel M ,C.D.P	13	0.04%	0.02%					

Province: LUSAKA

Candidate	Votes Recieved	% Against Votes Cast	% Against Registered Voters	Rejected Ballot Papers	Rejected Ballot Papers %	Total Votes Cast	Total Registered Voters	Percentage Poll
CHANDA Eric M ,4R	10	0.03%	0.01%					
SINKAMBA Peter C ,GREENS	7	0.02%	0.01%					
SONDASHI Ludwig S ,FDA	5	0.02%	0.01%					
	30,330			191	0.63%	30 521	72 862	41.89%
01050077 KANYAMA								
LUNGU Edgar C ,PF	16,838	55.27%	18.75%					
HICHILEMA Hakainde ,UPND	12,805	42.03%	14.26%					
MUMBA Nevers S ,MMD	143	0.47%	0.16%					
NAWAKWI Edith Z ,FDD	110	0.36%	0.12%					
KAUNDA Tilyenji C ,UNIP	90	0.30%	0.10%					
CHIPIMO Elias C M ,NAREP	56	0.18%	0.06%					
CHANDA Eric M ,4R	28	0.09%	0.03%					
MIYANDA Godfrey K ,HERITAGE	27	0.09%	0.03%					
PULE Daniel M ,C.D.P	27	0.09%	0.03%					
SONDASHI Ludwig S ,FDA	13	0.04%	0.01%					
SINKAMBA Peter C ,GREENS	10	0.03%	0.01%					
	30,147			320	1.05%	30 467	89 786	33.93%
01050078 LUSAKA CENTRAL								
LUNGU Edgar C ,PF	15,077	60.23%	25.07%					
HICHILEMA Hakainde ,UPND	9,190	36.71%	15.28%					
MUMBA Nevers S ,MMD	195	0.78%	0.32%					
CHIPIMO Elias C M ,NAREP	169	0.68%	0.28%					
NAWAKWI Edith Z ,FDD	135	0.54%	0.22%					
MIYANDA Godfrey K ,HERITAGE	42	0.17%	0.07%					
KAUNDA Tilyenji C ,UNIP	30	0.12%	0.05%					

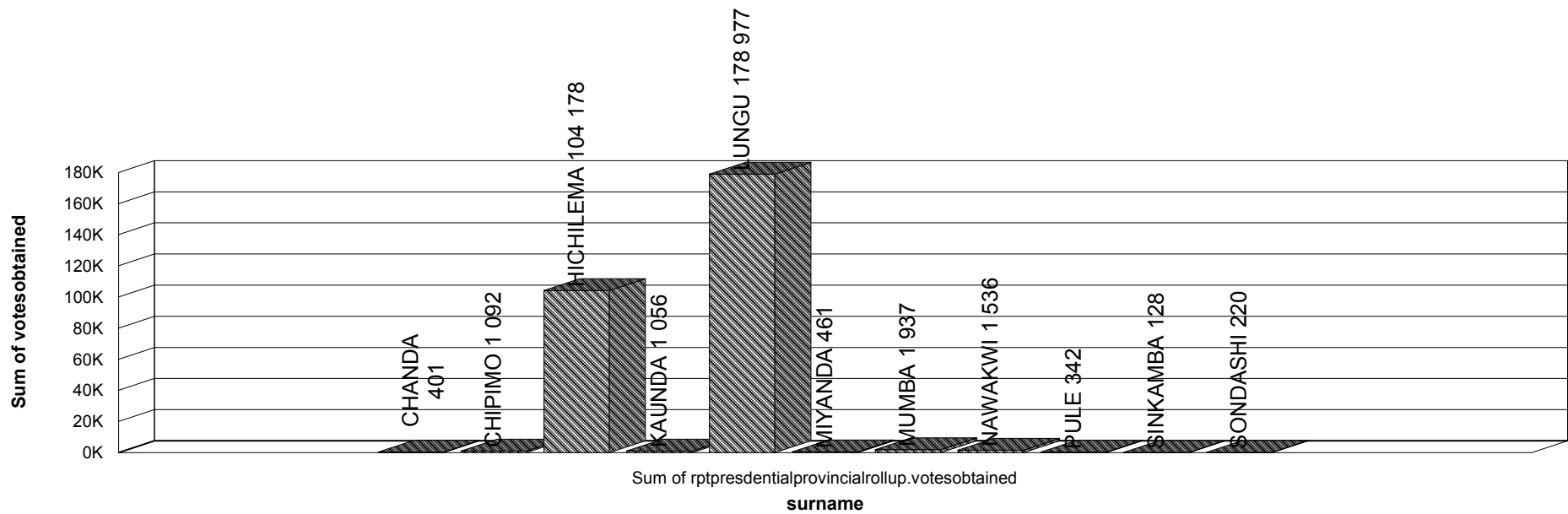
Province: LUSAKA

Candidate	Votes Recieved	% Against Votes Cast	% Against Registered Voters	Rejected Ballot Papers	Rejected Ballot Papers %	Total Votes Cast	Total Registered Voters	Percentage Poll
PULE Daniel M ,C.D.P	24	0.10%	0.04%					
SINKAMBA Peter C ,GREENS	10	0.04%	0.02%					
SONDASHI Ludwig S ,FDA	9	0.04%	0.01%					
CHANDA Eric M ,4R	8	0.03%	0.01%					
	24,889			145	0.58%	25 034	60 146	41.62%
01050079 MANDEVU								
LUNGU Edgar C ,PF	29,244	72.09%	26.83%					
HICHILEMA Hakainde ,UPND	9,844	24.27%	9.03%					
MUMBA Nevers S ,MMD	283	0.70%	0.26%					
NAWAKWI Edith Z ,FDD	245	0.60%	0.22%					
CHIPIMO Elias C M ,NAREP	167	0.41%	0.15%					
KAUNDA Tilyenji C ,UNIP	128	0.32%	0.12%					
PULE Daniel M ,C.D.P	62	0.15%	0.06%					
CHANDA Eric M ,4R	51	0.13%	0.05%					
MIYANDA Godfrey K ,HERITAGE	46	0.11%	0.04%					
SONDASHI Ludwig S ,FDA	28	0.07%	0.03%					
SINKAMBA Peter C ,GREENS	15	0.04%	0.01%					
	40,113			451	1.11%	40 564	108 984	37.22%
01050080 MATERO								
LUNGU Edgar C ,PF	28,056	73.17%	28.68%					
HICHILEMA Hakainde ,UPND	9,127	23.80%	9.33%					
MUMBA Nevers S ,MMD	272	0.71%	0.28%					
NAWAKWI Edith Z ,FDD	160	0.42%	0.16%					
CHIPIMO Elias C M ,NAREP	109	0.28%	0.11%					
KAUNDA Tilyenji C ,UNIP	82	0.21%	0.08%					

Province: LUSAKA

Candidate	Votes Recieved	% Against Votes Cast	% Against Registered Voters	Rejected Ballot Papers	Rejected Ballot Papers %	Total Votes Cast	Total Registered Voters	Percentage Poll
MIYANDA Godfrey K ,HERITAGE	52	0.14%	0.05%					
SONDASHI Ludwig S ,FDA	40	0.10%	0.04%					
PULE Daniel M ,C.D.P	35	0.09%	0.04%					
CHANDA Eric M ,4R	25	0.07%	0.03%					
SINKAMBA Peter C ,GREENS	16	0.04%	0.02%					
	37,974			368	0.96%	38 342	97 825	39.19%
01050081 MUNALI								
LUNGU Edgar C ,PF	27,296	63.23%	25.04%					
HICHILEMA Hakainde ,UPND	14,366	33.28%	13.18%					
MUMBA Nevers S ,MMD	373	0.86%	0.34%					
NAWAKWI Edith Z ,FDD	259	0.60%	0.24%					
CHIPIMO Elias C M ,NAREP	200	0.46%	0.18%					
KAUNDA Tilyenji C ,UNIP	187	0.43%	0.17%					
MIYANDA Godfrey K ,HERITAGE	39	0.09%	0.04%					
CHANDA Eric M ,4R	34	0.08%	0.03%					
PULE Daniel M ,C.D.P	30	0.07%	0.03%					
SONDASHI Ludwig S ,FDA	19	0.04%	0.02%					
SINKAMBA Peter C ,GREENS	18	0.04%	0.02%					
	42,821			347	0.80%	43 168	109 009	39.60%

LUSAKA Province:	Votes Recieved	% Against Votes Cast	% Against Registered Voters	Rejected Ballot Papers	Rejected Ballot Papers %	Total Votes Cast	Total Registered Voters	Percentage Poll
Candidate								
LUNGU Edgar C	178,977	61.04%	22.47%					
HICHILEMA Hakainde	104,178	35.53%	13.08%					
MUMBA Nevers S	1,937	0.66%	0.24%					
NAWAKWI Edith Z	1,536	0.52%	0.19%					
CHIPIMO Elias C M	1,092	0.37%	0.14%					
KAUNDA Tilyenji C	1,056	0.36%	0.13%					
MIYANDA Godfrey K	461	0.16%	0.06%					
CHANDA Eric M	401	0.14%	0.05%					
PULE Daniel M	342	0.12%	0.04%					
SONDASHI Ludwig S	220	0.08%	0.03%					
SINKAMBA Peter C	128	0.04%	0.02%					
				2 873	0.98%	293 201	796 686	36.80%



Province: MUCHINGA

Candidate	Votes Recieved	% Against Votes Cast	% Against Registered Voters	Rejected Ballot Papers	Rejected Ballot Papers %	Total Votes Cast	Total Registered Voters	Percentage Poll
01060039 CHAMA NORTH								
LUNGU Edgar C ,PF	4,632	70.79%	19.94%					
HICHILEMA Hakainde ,UPND	909	13.89%	3.91%					
NAWAKWI Edith Z ,FDD	501	7.66%	2.16%					
MUMBA Nevers S ,MMD	182	2.78%	0.78%					
KAUNDA Tilyenji C ,UNIP	69	1.05%	0.30%					
CHANDA Eric M ,4R	68	1.04%	0.29%					
PULE Daniel M ,C.D.P	33	0.50%	0.14%					
CHIPIMO Elias C M ,NAREP	27	0.41%	0.12%					
MIYANDA Godfrey K ,HERITAGE	18	0.28%	0.08%					
SONDASHI Ludwig S ,FDA	12	0.18%	0.05%					
SINKAMBA Peter C ,GREENS	9	0.14%	0.04%					
	6,460			83	1.27%	6 543	23 224	28.17%
01060040 CHAMA SOUTH								
LUNGU Edgar C ,PF	3,799	62.42%	18.02%					
HICHILEMA Hakainde ,UPND	1,132	18.60%	5.37%					
NAWAKWI Edith Z ,FDD	638	10.48%	3.03%					
MUMBA Nevers S ,MMD	215	3.53%	1.02%					
CHANDA Eric M ,4R	60	0.99%	0.28%					
KAUNDA Tilyenji C ,UNIP	49	0.81%	0.23%					
MIYANDA Godfrey K ,HERITAGE	40	0.66%	0.19%					
PULE Daniel M ,C.D.P	38	0.62%	0.18%					
CHIPIMO Elias C M ,NAREP	26	0.43%	0.12%					
SONDASHI Ludwig S ,FDA	22	0.36%	0.10%					
SINKAMBA Peter C ,GREENS	10	0.16%	0.05%					

Province: MUCHINGA

Candidate	Votes Recieved	% Against Votes Cast	% Against Registered Voters	Rejected Ballot Papers	Rejected Ballot Papers %	Total Votes Cast	Total Registered Voters	Percentage Poll
	6,029			57	0.94%	6 086	21 081	28.87%
01060083 CHINSALI								
LUNGU Edgar C ,PF	8,622	90.01%	27.66%					
HICHILEMA Hakainde ,UPND	381	3.98%	1.22%					
MUMBA Nevers S ,MMD	198	2.07%	0.64%					
CHIPIMO Elias C M ,NAREP	100	1.04%	0.32%					
CHANDA Eric M ,4R	44	0.46%	0.14%					
PULE Daniel M ,C.D.P	41	0.43%	0.13%					
KAUNDA Tilyenji C ,UNIP	40	0.42%	0.13%					
MIYANDA Godfrey K ,HERITAGE	26	0.27%	0.08%					
NAWAKWI Edith Z ,FDD	18	0.19%	0.06%					
SONDASHI Ludwig S ,FDA	8	0.08%	0.03%					
SINKAMBA Peter C ,GREENS	4	0.04%	0.01%					
	9,482			97	1.01%	9 579	31 177	30.72%
01060084 SHIWAN'GANDU								
LUNGU Edgar C ,PF	6,228	91.59%	26.90%					
HICHILEMA Hakainde ,UPND	222	3.26%	0.96%					
MUMBA Nevers S ,MMD	83	1.22%	0.36%					
NAWAKWI Edith Z ,FDD	67	0.99%	0.29%					
CHANDA Eric M ,4R	39	0.57%	0.17%					
KAUNDA Tilyenji C ,UNIP	28	0.41%	0.12%					
PULE Daniel M ,C.D.P	19	0.28%	0.08%					
MIYANDA Godfrey K ,HERITAGE	18	0.26%	0.08%					
CHIPIMO Elias C M ,NAREP	17	0.25%	0.07%					
SONDASHI Ludwig S ,FDA	11	0.16%	0.05%					

Province: MUCHINGA

Candidate	Votes Received	% Against Votes Cast	% Against Registered Voters	Rejected Ballot Papers	Rejected Ballot Papers %	Total Votes Cast	Total Registered Voters	Percentage Poll
SINKAMBA Peter C ,GREENS	4	0.06%	0.02%					
	6,736			64	0.94%	6 800	23 152	29.37%
01060085 MAFINGA								
LUNGU Edgar C ,PF	5,516	71.96%	18.14%					
HICHILEMA Hakainde ,UPND	1,129	14.73%	3.71%					
NAWAKWI Edith Z ,FDD	296	3.86%	0.97%					
KAUNDA Tilyenji C ,UNIP	176	2.30%	0.58%					
CHANDA Eric M ,4R	149	1.94%	0.49%					
PULE Daniel M ,C.D.P	75	0.98%	0.25%					
MUMBA Nevers S ,MMD	57	0.74%	0.19%					
CHIPIMO Elias C M ,NAREP	48	0.63%	0.16%					
SONDASHI Ludwig S ,FDA	41	0.53%	0.13%					
MIYANDA Godfrey K ,HERITAGE	36	0.47%	0.12%					
SINKAMBA Peter C ,GREENS	9	0.12%	0.03%					
	7,532			133	1.74%	7 665	30 414	25.20%
01060086 ISOKA								
LUNGU Edgar C ,PF	5,114	75.11%	19.51%					
HICHILEMA Hakainde ,UPND	1,031	15.14%	3.93%					
NAWAKWI Edith Z ,FDD	381	5.60%	1.45%					
KAUNDA Tilyenji C ,UNIP	62	0.91%	0.24%					
MUMBA Nevers S ,MMD	52	0.76%	0.20%					
CHANDA Eric M ,4R	37	0.54%	0.14%					
CHIPIMO Elias C M ,NAREP	35	0.51%	0.13%					
MIYANDA Godfrey K ,HERITAGE	16	0.23%	0.06%					
SONDASHI Ludwig S ,FDA	13	0.19%	0.05%					

Province: MUCHINGA

Candidate	Votes Recieved	% Against Votes Cast	% Against Registered Voters	Rejected Ballot Papers	Rejected Ballot Papers %	Total Votes Cast	Total Registered Voters	Percentage Poll
PULE Daniel M ,C.D.P	6	0.09%	0.02%					
SINKAMBA Peter C ,GREENS	1	0.01%	0.00%					
	6,748			61	0.90%	6 809	26 213	25.98%
01060087 NAKONDE								
LUNGU Edgar C ,PF	6,693	74.00%	16.58%					
HICHILEMA Hakainde ,UPND	1,370	15.15%	3.39%					
NAWAKWI Edith Z ,FDD	384	4.25%	0.95%					
MUMBA Nevers S ,MMD	190	2.10%	0.47%					
KAUNDA Tilyenji C ,UNIP	69	0.76%	0.17%					
CHANDA Eric M ,4R	68	0.75%	0.17%					
PULE Daniel M ,C.D.P	40	0.44%	0.10%					
MIYANDA Godfrey K ,HERITAGE	28	0.31%	0.07%					
CHIPIMO Elias C M ,NAREP	27	0.30%	0.07%					
SINKAMBA Peter C ,GREENS	21	0.23%	0.05%					
SONDASHI Ludwig S ,FDA	11	0.12%	0.03%					
	8,901			143	1.58%	9 044	40 378	22.40%
01060098 KANCHIBIYA								
LUNGU Edgar C ,PF	5,353	84.19%	19.03%					
HICHILEMA Hakainde ,UPND	528	8.30%	1.88%					
NAWAKWI Edith Z ,FDD	172	2.71%	0.61%					
MUMBA Nevers S ,MMD	79	1.24%	0.28%					
CHANDA Eric M ,4R	45	0.71%	0.16%					
KAUNDA Tilyenji C ,UNIP	35	0.55%	0.12%					
MIYANDA Godfrey K ,HERITAGE	28	0.44%	0.10%					
PULE Daniel M ,C.D.P	19	0.30%	0.07%					

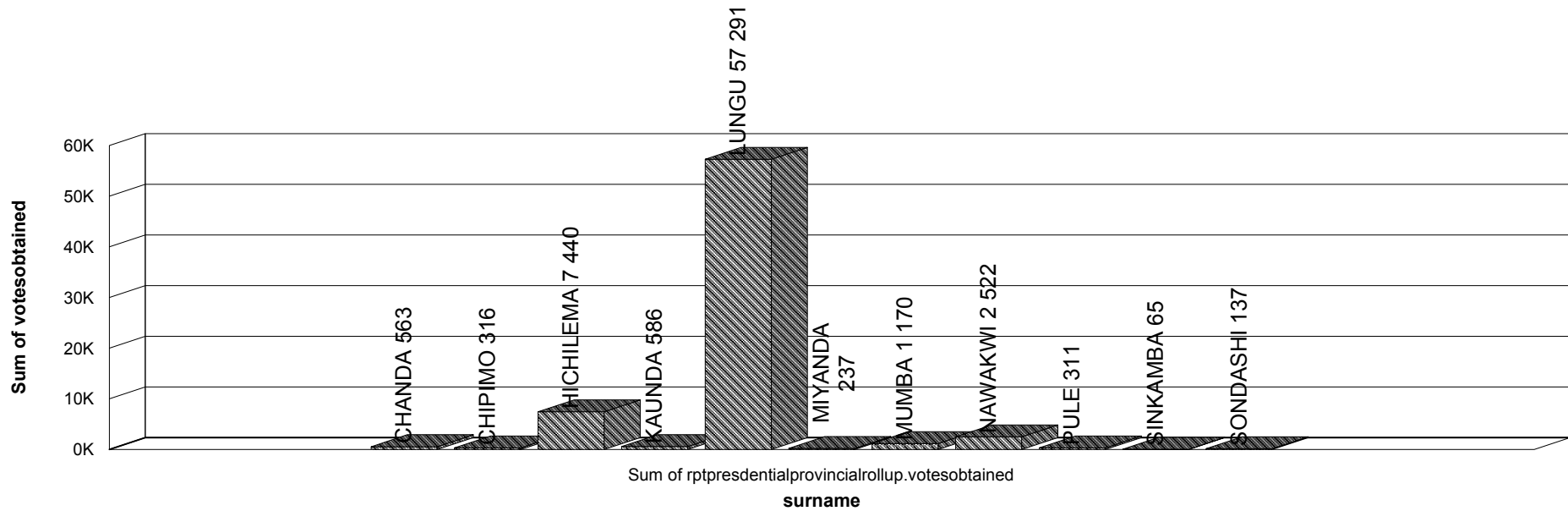
Province: MUCHINGA

Candidate	Votes Recieved	% Against Votes Cast	% Against Registered Voters	Rejected Ballot Papers	Rejected Ballot Papers %	Total Votes Cast	Total Registered Voters	Percentage Poll
CHIPIMO Elias C M ,NAREP	18	0.28%	0.06%					
SONDASHI Ludwig S ,FDA	11	0.17%	0.04%					
SINKAMBA Peter C ,GREENS	5	0.08%	0.02%					
	6,293			65	1.02%	6 358	28 124	22.61%
01060099 MFUWE								
LUNGU Edgar C ,PF	4,130	91.76%	25.14%					
HICHILEMA Hakainde ,UPND	166	3.69%	1.01%					
MUMBA Nevers S ,MMD	48	1.07%	0.29%					
KAUNDA Tilyenji C ,UNIP	31	0.69%	0.19%					
CHANDA Eric M ,4R	24	0.53%	0.15%					
PULE Daniel M ,C.D.P	15	0.33%	0.09%					
NAWAKWI Edith Z ,FDD	14	0.31%	0.09%					
MIYANDA Godfrey K ,HERITAGE	13	0.29%	0.08%					
CHIPIMO Elias C M ,NAREP	9	0.20%	0.05%					
SONDASHI Ludwig S ,FDA	6	0.13%	0.04%					
SINKAMBA Peter C ,GREENS	0	0.00%	0.00%					
	4,456			45	1.00%	4 501	16 428	27.40%
01060100 MPIKA								
LUNGU Edgar C ,PF	7,204	89.36%	24.89%					
HICHILEMA Hakainde ,UPND	572	7.10%	1.98%					
MUMBA Nevers S ,MMD	66	0.82%	0.23%					
NAWAKWI Edith Z ,FDD	51	0.63%	0.18%					
CHANDA Eric M ,4R	29	0.36%	0.10%					
KAUNDA Tilyenji C ,UNIP	27	0.33%	0.09%					
PULE Daniel M ,C.D.P	25	0.31%	0.09%					

Province: MUCHINGA

Candidate	Votes Recieved	% Against Votes Cast	% Against Registered Voters	Rejected Ballot Papers	Rejected Ballot Papers %	Total Votes Cast	Total Registered Voters	Percentage Poll
MIYANDA Godfrey K ,HERITAGE	14	0.17%	0.05%					
CHIPIMO Elias C M ,NAREP	9	0.11%	0.03%					
SONDASHI Ludwig S ,FDA	2	0.02%	0.01%					
SINKAMBA Peter C ,GREENS	2	0.02%	0.01%					
	8,001			61	0.76%	8 062	28 948	27.85%

MUCHINGA Province:	Votes Recieved	% Against Votes Cast	% Against Registered Voters	Rejected Ballot Papers	Rejected Ballot Papers %	Total Votes Cast	Total Registered Voters	Percentage Poll
Candidate								
LUNGU Edgar C	57,291	80.19%	21.29%					
HICHILEMA Hakainde	7,440	10.41%	2.76%					
NAWAKWI Edith Z	2,522	3.53%	0.94%					
MUMBA Nevers S	1,170	1.64%	0.43%					
KAUNDA Tilyenji C	586	0.82%	0.22%					
CHANDA Eric M	563	0.79%	0.21%					
CHIPIMO Elias C M	316	0.44%	0.12%					
PULE Daniel M	311	0.44%	0.12%					
MIYANDA Godfrey K	237	0.33%	0.09%					
SONDASHI Ludwig S	137	0.19%	0.05%					
SINKAMBA Peter C	65	0.09%	0.02%					
				809	1.13%	71 447	269 139	26.55%



Province: NORTHERN

Candidate	Votes Recieved	% Against Votes Cast	% Against Registered Voters	Rejected Ballot Papers	Rejected Ballot Papers %	Total Votes Cast	Total Registered Voters	Percentage Poll
01070082 CHILUBI								
LUNGU Edgar C ,PF	9,818	79.63%	25.87%					
HICHILEMA Hakainde ,UPND	1,251	10.15%	3.30%					
NAWAKWI Edith Z ,FDD	439	3.56%	1.16%					
MUMBA Nevers S ,MMD	228	1.85%	0.60%					
CHANDA Eric M ,4R	133	1.08%	0.35%					
KAUNDA Tilyenji C ,UNIP	110	0.89%	0.29%					
MIYANDA Godfrey K ,HERITAGE	64	0.52%	0.17%					
SONDASHI Ludwig S ,FDA	42	0.34%	0.11%					
CHIPIMO Elias C M ,NAREP	33	0.27%	0.09%					
PULE Daniel M ,C.D.P	30	0.24%	0.08%					
SINKAMBA Peter C ,GREENS	14	0.11%	0.04%					
	12,162			167	1.35%	12 329	37 950	32.49%
01070088 CHIMBAMILONGA								
LUNGU Edgar C ,PF	4,175	67.85%	20.77%					
HICHILEMA Hakainde ,UPND	1,553	25.24%	7.72%					
NAWAKWI Edith Z ,FDD	217	3.53%	1.08%					
MUMBA Nevers S ,MMD	52	0.85%	0.26%					
KAUNDA Tilyenji C ,UNIP	42	0.68%	0.21%					
CHANDA Eric M ,4R	34	0.55%	0.17%					
MIYANDA Godfrey K ,HERITAGE	16	0.26%	0.08%					
CHIPIMO Elias C M ,NAREP	10	0.16%	0.05%					
PULE Daniel M ,C.D.P	8	0.13%	0.04%					
SINKAMBA Peter C ,GREENS	4	0.07%	0.02%					
SONDASHI Ludwig S ,FDA	3	0.05%	0.01%					

Province: NORTHERN

Candidate	Votes Received	% Against Votes Cast	% Against Registered Voters	Rejected Ballot Papers	Rejected Ballot Papers %	Total Votes Cast	Total Registered Voters	Percentage Poll
	6,114			39	0.63%	6 153	20 104	30.61%
01070089 KAPUTA								
LUNGU Edgar C ,PF	4,479	62.68%	18.33%					
HICHILEMA Hakainde ,UPND	2,300	32.19%	9.41%					
CHANDA Eric M ,4R	58	0.81%	0.24%					
NAWAKWI Edith Z ,FDD	46	0.64%	0.19%					
MUMBA Nevers S ,MMD	36	0.50%	0.15%					
KAUNDA Tilyenji C ,UNIP	32	0.45%	0.13%					
MIYANDA Godfrey K ,HERITAGE	30	0.42%	0.12%					
CHIPIMO Elias C M ,NAREP	27	0.38%	0.11%					
PULE Daniel M ,C.D.P	12	0.17%	0.05%					
SONDASHI Ludwig S ,FDA	11	0.15%	0.05%					
SINKAMBA Peter C ,GREENS	6	0.08%	0.02%					
	7,037			109	1.53%	7 146	24 434	29.25%
01070090 KASAMA CENTRAL								
LUNGU Edgar C ,PF	11,544	74.17%	23.08%					
HICHILEMA Hakainde ,UPND	3,465	22.26%	6.93%					
NAWAKWI Edith Z ,FDD	138	0.89%	0.28%					
MUMBA Nevers S ,MMD	105	0.67%	0.21%					
MIYANDA Godfrey K ,HERITAGE	49	0.31%	0.10%					
KAUNDA Tilyenji C ,UNIP	46	0.30%	0.09%					
CHANDA Eric M ,4R	33	0.21%	0.07%					
CHIPIMO Elias C M ,NAREP	30	0.19%	0.06%					
PULE Daniel M ,C.D.P	28	0.18%	0.06%					
SINKAMBA Peter C ,GREENS	17	0.11%	0.03%					

Province: NORTHERN

Candidate	Votes Recieved	% Against Votes Cast	% Against Registered Voters	Rejected Ballot Papers	Rejected Ballot Papers %	Total Votes Cast	Total Registered Voters	Percentage Poll
SONDASHI Ludwig S ,FDA	6	0.04%	0.01%					
	15,461			104	0.67%	15 565	50 017	31.12%
01070091 LUKASHYA								
LUNGU Edgar C ,PF	8,485	78.22%	19.44%					
HICHILEMA Hakainde ,UPND	1,915	17.65%	4.39%					
NAWAKWI Edith Z ,FDD	90	0.83%	0.21%					
MUMBA Nevers S ,MMD	75	0.69%	0.17%					
CHANDA Eric M ,4R	51	0.47%	0.12%					
KAUNDA Tilyenji C ,UNIP	39	0.36%	0.09%					
MIYANDA Godfrey K ,HERITAGE	38	0.35%	0.09%					
PULE Daniel M ,C.D.P	29	0.27%	0.07%					
CHIPIMO Elias C M ,NAREP	21	0.19%	0.05%					
SONDASHI Ludwig S ,FDA	8	0.07%	0.02%					
SINKAMBA Peter C ,GREENS	4	0.04%	0.01%					
	10,755			93	0.86%	10 848	43 640	24.86%
01070092 MALOLE								
LUNGU Edgar C ,PF	13,466	82.11%	22.95%					
HICHILEMA Hakainde ,UPND	1,873	11.42%	3.19%					
NAWAKWI Edith Z ,FDD	454	2.77%	0.77%					
MUMBA Nevers S ,MMD	143	0.87%	0.24%					
KAUNDA Tilyenji C ,UNIP	78	0.48%	0.13%					
CHANDA Eric M ,4R	75	0.46%	0.13%					
MIYANDA Godfrey K ,HERITAGE	60	0.37%	0.10%					
PULE Daniel M ,C.D.P	52	0.32%	0.09%					
CHIPIMO Elias C M ,NAREP	41	0.25%	0.07%					

Province: NORTHERN

Candidate	Votes Recieved	% Against Votes Cast	% Against Registered Voters	Rejected Ballot Papers	Rejected Ballot Papers %	Total Votes Cast	Total Registered Voters	Percentage Poll
SONDASHI Ludwig S ,FDA	17	0.10%	0.03%					
SINKAMBA Peter C ,GREENS	5	0.03%	0.01%					
	16,264			136	0.83%	16 400	58 686	27.95%
01070093 LUBANSENSHI								
LUNGU Edgar C ,PF	5,216	81.25%	25.83%					
HICHILEMA Hakainde ,UPND	939	14.63%	4.65%					
MUMBA Nevers S ,MMD	42	0.65%	0.21%					
KAUNDA Tilyenji C ,UNIP	35	0.55%	0.17%					
CHANDA Eric M ,4R	33	0.51%	0.16%					
PULE Daniel M ,C.D.P	27	0.42%	0.13%					
MIYANDA Godfrey K ,HERITAGE	27	0.42%	0.13%					
NAWAKWI Edith Z ,FDD	16	0.25%	0.08%					
CHIPIMO Elias C M ,NAREP	11	0.17%	0.05%					
SONDASHI Ludwig S ,FDA	10	0.16%	0.05%					
SINKAMBA Peter C ,GREENS	4	0.06%	0.02%					
	6,360			60	0.93%	6 420	20 193	31.79%
01070094 LUPOSOSHI								
LUNGU Edgar C ,PF	7,633	83.26%	29.34%					
HICHILEMA Hakainde ,UPND	1,147	12.51%	4.41%					
MUMBA Nevers S ,MMD	80	0.87%	0.31%					
NAWAKWI Edith Z ,FDD	51	0.56%	0.20%					
KAUNDA Tilyenji C ,UNIP	41	0.45%	0.16%					
CHANDA Eric M ,4R	41	0.45%	0.16%					
PULE Daniel M ,C.D.P	28	0.31%	0.11%					
MIYANDA Godfrey K ,HERITAGE	19	0.21%	0.07%					

Province: NORTHERN

Candidate	Votes Received	% Against Votes Cast	% Against Registered Voters	Rejected Ballot Papers	Rejected Ballot Papers %	Total Votes Cast	Total Registered Voters	Percentage Poll
CHIPIMO Elias C M ,NAREP	17	0.19%	0.07%					
SONDASHI Ludwig S ,FDA	12	0.13%	0.05%					
SINKAMBA Peter C ,GREENS	8	0.09%	0.03%					
	9,077			91	0.99%	9 168	26 018	35.24%
01070095 MBALA								
LUNGU Edgar C ,PF	6,727	76.61%	17.69%					
HICHILEMA Hakainde ,UPND	1,430	16.29%	3.76%					
NAWAKWI Edith Z ,FDD	121	1.38%	0.32%					
KAUNDA Tilyenji C ,UNIP	90	1.02%	0.24%					
CHANDA Eric M ,4R	81	0.92%	0.21%					
SINKAMBA Peter C ,GREENS	54	0.61%	0.14%					
MUMBA Nevers S ,MMD	49	0.56%	0.13%					
MIYANDA Godfrey K ,HERITAGE	48	0.55%	0.13%					
PULE Daniel M ,C.D.P	30	0.34%	0.08%					
CHIPIMO Elias C M ,NAREP	29	0.33%	0.08%					
SONDASHI Ludwig S ,FDA	15	0.17%	0.04%					
	8,674			107	1.22%	8 781	38 021	23.10%
01070096 MPULUNGU								
LUNGU Edgar C ,PF	8,151	75.86%	19.46%					
HICHILEMA Hakainde ,UPND	2,015	18.75%	4.81%					
NAWAKWI Edith Z ,FDD	86	0.80%	0.21%					
SINKAMBA Peter C ,GREENS	77	0.72%	0.18%					
MUMBA Nevers S ,MMD	64	0.60%	0.15%					
KAUNDA Tilyenji C ,UNIP	61	0.57%	0.15%					
CHANDA Eric M ,4R	55	0.51%	0.13%					

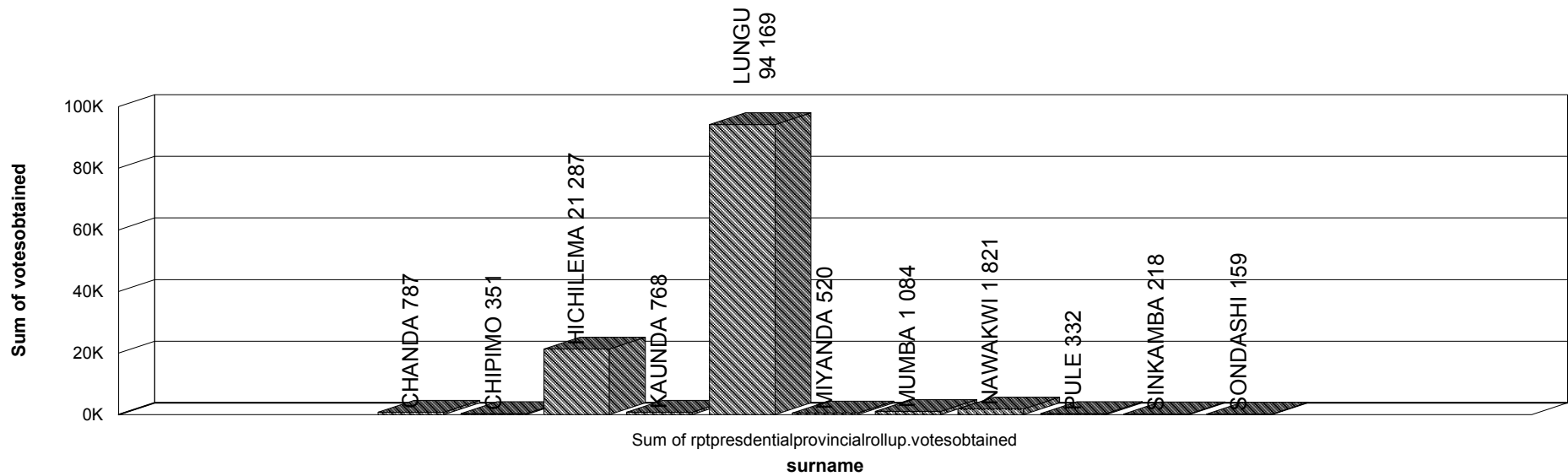
Province: NORTHERN

Candidate	Votes Received	% Against Votes Cast	% Against Registered Voters	Rejected Ballot Papers	Rejected Ballot Papers %	Total Votes Cast	Total Registered Voters	Percentage Poll
MIYANDA Godfrey K ,HERITAGE	36	0.34%	0.09%					
CHIPIMO Elias C M ,NAREP	31	0.29%	0.07%					
PULE Daniel M ,C.D.P	27	0.25%	0.06%					
SONDASHI Ludwig S ,FDA	12	0.11%	0.03%					
	10,615			130	1.21%	10 745	41 895	25.65%
01070097 SENG A HILL								
LUNGU Edgar C ,PF	5,988	75.66%	18.46%					
HICHILEMA Hakainde ,UPND	1,227	15.50%	3.78%					
CHANDA Eric M ,4R	136	1.72%	0.42%					
KAUNDA Tilyenji C ,UNIP	119	1.50%	0.37%					
MUMBA Nevers S ,MMD	113	1.43%	0.35%					
MIYANDA Godfrey K ,HERITAGE	65	0.82%	0.20%					
NAWAKWI Edith Z ,FDD	45	0.57%	0.14%					
CHIPIMO Elias C M ,NAREP	37	0.47%	0.11%					
PULE Daniel M ,C.D.P	35	0.44%	0.11%					
SINKAMBA Peter C ,GREENS	14	0.18%	0.04%					
SONDASHI Ludwig S ,FDA	14	0.18%	0.04%					
	7,793			121	1.53%	7 914	32 440	24.40%
01070101 LUNTE								
LUNGU Edgar C ,PF	4,172	69.99%	17.73%					
HICHILEMA Hakainde ,UPND	1,489	24.98%	6.33%					
NAWAKWI Edith Z ,FDD	58	0.97%	0.25%					
MIYANDA Godfrey K ,HERITAGE	46	0.77%	0.20%					
KAUNDA Tilyenji C ,UNIP	39	0.65%	0.17%					
CHANDA Eric M ,4R	38	0.64%	0.16%					

Province: NORTHERN

Candidate	Votes Recieved	% Against Votes Cast	% Against Registered Voters	Rejected Ballot Papers	Rejected Ballot Papers %	Total Votes Cast	Total Registered Voters	Percentage Poll
CHIPIMO Elias C M ,NAREP	21	0.35%	0.09%					
MUMBA Nevers S ,MMD	18	0.30%	0.08%					
PULE Daniel M ,C.D.P	15	0.25%	0.06%					
SINKAMBA Peter C ,GREENS	8	0.13%	0.03%					
SONDASHI Ludwig S ,FDA	3	0.05%	0.01%					
	5,907			54	0.91%	5 961	23 530	25.33%
01070102 MPOROKOSO								
LUNGU Edgar C ,PF	4,315	81.20%	24.59%					
HICHILEMA Hakainde ,UPND	683	12.85%	3.89%					
MUMBA Nevers S ,MMD	79	1.49%	0.45%					
NAWAKWI Edith Z ,FDD	60	1.13%	0.34%					
CHIPIMO Elias C M ,NAREP	43	0.81%	0.25%					
KAUNDA Tilyenji C ,UNIP	36	0.68%	0.21%					
MIYANDA Godfrey K ,HERITAGE	22	0.41%	0.13%					
CHANDA Eric M ,4R	19	0.36%	0.11%					
PULE Daniel M ,C.D.P	11	0.21%	0.06%					
SONDASHI Ludwig S ,FDA	6	0.11%	0.03%					
SINKAMBA Peter C ,GREENS	3	0.06%	0.02%					
	5,277			37	0.70%	5 314	17 550	30.28%

NORTHERN Province:	Votes Recieved	% Against Votes Cast	% Against Registered Voters	Rejected Ballot Papers	Rejected Ballot Papers %	Total Votes Cast	Total Registered Voters	Percentage Poll
Candidate								
LUNGU Edgar C	94,169	76.72%	21.67%					
HICHILEMA Hakainde	21,287	17.34%	4.90%					
NAWAKWI Edith Z	1,821	1.48%	0.42%					
MUMBA Nevers S	1,084	0.88%	0.25%					
CHANDA Eric M	787	0.64%	0.18%					
KAUNDA Tilyenji C	768	0.63%	0.18%					
MIYANDA Godfrey K	520	0.42%	0.12%					
CHIPIMO Elias C M	351	0.29%	0.08%					
PULE Daniel M	332	0.27%	0.08%					
SINKAMBA Peter C	218	0.18%	0.05%					
SONDASHI Ludwig S	159	0.13%	0.04%					
				1 248	1.02%	122 744	434 478	28.25%



Province: NORTH-WESTERN

Candidate	Votes Recieved	% Against Votes Cast	% Against Registered Voters	Rejected Ballot Papers	Rejected Ballot Papers %	Total Votes Cast	Total Registered Voters	Percentage Poll
01080103 CHAVUMA								
HICHILEMA Hakainde ,UPND	6,185	81.69%	36.64%					
LUNGU Edgar C ,PF	963	12.72%	5.70%					
MUMBA Nevers S ,MMD	205	2.71%	1.21%					
NAWAKWI Edith Z ,FDD	50	0.66%	0.30%					
CHANDA Eric M ,4R	37	0.49%	0.22%					
KAUNDA Tilyenji C ,UNIP	30	0.40%	0.18%					
CHIPIMO Elias C M ,NAREP	26	0.34%	0.15%					
MIYANDA Godfrey K ,HERITAGE	17	0.22%	0.10%					
SONDASHI Ludwig S ,FDA	5	0.07%	0.03%					
SINKAMBA Peter C ,GREENS	4	0.05%	0.02%					
PULE Daniel M ,C.D.P	4	0.05%	0.02%					
	7,526			45	0.59%	7 571	16 881	44.85%
01080104 KABOMPO EAST								
HICHILEMA Hakainde ,UPND	6,759	86.57%	34.29%					
LUNGU Edgar C ,PF	826	10.58%	4.19%					
CHIPIMO Elias C M ,NAREP	40	0.51%	0.20%					
KAUNDA Tilyenji C ,UNIP	36	0.46%	0.18%					
CHANDA Eric M ,4R	31	0.40%	0.16%					
MIYANDA Godfrey K ,HERITAGE	24	0.31%	0.12%					
PULE Daniel M ,C.D.P	11	0.14%	0.06%					
NAWAKWI Edith Z ,FDD	8	0.10%	0.04%					
MUMBA Nevers S ,MMD	7	0.09%	0.04%					
SONDASHI Ludwig S ,FDA	4	0.05%	0.02%					
SINKAMBA Peter C ,GREENS	0	0.00%	0.00%					

Province: NORTH-WESTERN

Candidate	Votes Received	% Against Votes Cast	% Against Registered Voters	Rejected Ballot Papers	Rejected Ballot Papers %	Total Votes Cast	Total Registered Voters	Percentage Poll
01080105 KABOMPO WEST								
HICHILEMA Hakainde ,UPND	6,307	86.35%	32.40%					
LUNGU Edgar C ,PF	520	7.12%	2.67%					
NAWAKWI Edith Z ,FDD	169	2.31%	0.87%					
MUMBA Nevers S ,MMD	53	0.73%	0.27%					
CHANDA Eric M ,4R	52	0.71%	0.27%					
KAUNDA Tilyenji C ,UNIP	35	0.48%	0.18%					
CHIPIMO Elias C M ,NAREP	31	0.42%	0.16%					
MIYANDA Godfrey K ,HERITAGE	23	0.31%	0.12%					
PULE Daniel M ,C.D.P	10	0.14%	0.05%					
SINKAMBA Peter C ,GREENS	9	0.12%	0.05%					
SONDASHI Ludwig S ,FDA	8	0.11%	0.04%					
	7,746			62	0.79%	7 808	19 713	39.61%
01080106 KASEMPA								
HICHILEMA Hakainde ,UPND	9,486	89.09%	32.28%					
LUNGU Edgar C ,PF	622	5.84%	2.12%					
CHANDA Eric M ,4R	93	0.87%	0.32%					
KAUNDA Tilyenji C ,UNIP	75	0.70%	0.26%					
MIYANDA Godfrey K ,HERITAGE	73	0.69%	0.25%					
CHIPIMO Elias C M ,NAREP	40	0.38%	0.14%					
MUMBA Nevers S ,MMD	38	0.36%	0.13%					
NAWAKWI Edith Z ,FDD	36	0.34%	0.12%					
PULE Daniel M ,C.D.P	10	0.09%	0.03%					
SINKAMBA Peter C ,GREENS	9	0.08%	0.03%					
	7,217			87	1.19%	7 304	19 467	37.52%

Province: NORTH-WESTERN

Candidate	Votes Recieved	% Against Votes Cast	% Against Registered Voters	Rejected Ballot Papers	Rejected Ballot Papers %	Total Votes Cast	Total Registered Voters	Percentage Poll
SONDASHI Ludwig S ,FDA	7	0.07%	0.02%					
	10,489			159	1.49%	10 648	29 389	36.23%
01080107 MUFUMBWE								
HICHILEMA Hakainde ,UPND	9,530	86.85%	35.28%					
LUNGU Edgar C ,PF	1,083	9.87%	4.01%					
KAUNDA Tilyenji C ,UNIP	73	0.67%	0.27%					
CHANDA Eric M ,4R	49	0.45%	0.18%					
CHIPIMO Elias C M ,NAREP	40	0.36%	0.15%					
MIYANDA Godfrey K ,HERITAGE	36	0.33%	0.13%					
MUMBA Nevers S ,MMD	23	0.21%	0.09%					
PULE Daniel M ,C.D.P	15	0.14%	0.06%					
SONDASHI Ludwig S ,FDA	13	0.12%	0.05%					
NAWAKWI Edith Z ,FDD	9	0.08%	0.03%					
SINKAMBA Peter C ,GREENS	7	0.06%	0.03%					
	10,878			95	0.87%	10 973	27 016	40.62%
01080108 MWINILUNGA								
HICHILEMA Hakainde ,UPND	19,152	92.09%	41.52%					
LUNGU Edgar C ,PF	822	3.95%	1.78%					
KAUNDA Tilyenji C ,UNIP	127	0.61%	0.28%					
CHANDA Eric M ,4R	127	0.61%	0.28%					
CHIPIMO Elias C M ,NAREP	97	0.47%	0.21%					
MIYANDA Godfrey K ,HERITAGE	71	0.34%	0.15%					
MUMBA Nevers S ,MMD	71	0.34%	0.15%					
NAWAKWI Edith Z ,FDD	35	0.17%	0.08%					
SONDASHI Ludwig S ,FDA	16	0.08%	0.03%					

Province: NORTH-WESTERN

Candidate	Votes Received	% Against Votes Cast	% Against Registered Voters	Rejected Ballot Papers	Rejected Ballot Papers %	Total Votes Cast	Total Registered Voters	Percentage Poll
PULE Daniel M ,C.D.P	16	0.08%	0.03%					
SINKAMBA Peter C ,GREENS	11	0.05%	0.02%					
	20,545			253	1.22%	20 798	46 132	45.08%
01080109 IKELENG'I								
HICHILEMA Hakainde ,UPND	6,515	87.83%	40.21%					
LUNGU Edgar C ,PF	537	7.24%	3.31%					
KAUNDA Tilyenji C ,UNIP	56	0.75%	0.35%					
CHANDA Eric M ,4R	45	0.61%	0.28%					
MIYANDA Godfrey K ,HERITAGE	41	0.55%	0.25%					
CHIPIMO Elias C M ,NAREP	35	0.47%	0.22%					
MUMBA Nevers S ,MMD	35	0.47%	0.22%					
NAWAKWI Edith Z ,FDD	20	0.27%	0.12%					
PULE Daniel M ,C.D.P	10	0.13%	0.06%					
SONDASHI Ludwig S ,FDA	7	0.09%	0.04%					
SINKAMBA Peter C ,GREENS	6	0.08%	0.04%					
	7,307			111	1.50%	7 418	16 201	45.79%
01080110 SOLWEZI CENTRAL								
HICHILEMA Hakainde ,UPND	14,737	75.36%	27.86%					
LUNGU Edgar C ,PF	4,219	21.57%	7.98%					
KAUNDA Tilyenji C ,UNIP	84	0.43%	0.16%					
NAWAKWI Edith Z ,FDD	81	0.41%	0.15%					
MUMBA Nevers S ,MMD	64	0.33%	0.12%					
SONDASHI Ludwig S ,FDA	56	0.29%	0.11%					
CHANDA Eric M ,4R	39	0.20%	0.07%					
CHIPIMO Elias C M ,NAREP	33	0.17%	0.06%					

Province: NORTH-WESTERN

Candidate	Votes Recieved	% Against Votes Cast	% Against Registered Voters	Rejected Ballot Papers	Rejected Ballot Papers %	Total Votes Cast	Total Registered Voters	Percentage Poll
MIYANDA Godfrey K ,HERITAGE	31	0.16%	0.06%					
SINKAMBA Peter C ,GREENS	13	0.07%	0.02%					
PULE Daniel M ,C.D.P	7	0.04%	0.01%					
	19,364			192	0.98%	19 556	52 891	36.97%
01080111 SOLWEZI EAST								
HICHILEMA Hakainde ,UPND	3,329	77.82%	16.32%					
LUNGU Edgar C ,PF	691	16.15%	3.39%					
CHANDA Eric M ,4R	51	1.19%	0.25%					
KAUNDA Tilyenji C ,UNIP	33	0.77%	0.16%					
MIYANDA Godfrey K ,HERITAGE	31	0.72%	0.15%					
NAWAKWI Edith Z ,FDD	30	0.70%	0.15%					
CHIPIMO Elias C M ,NAREP	24	0.56%	0.12%					
MUMBA Nevers S ,MMD	12	0.28%	0.06%					
SONDASHI Ludwig S ,FDA	10	0.23%	0.05%					
PULE Daniel M ,C.D.P	7	0.16%	0.03%					
SINKAMBA Peter C ,GREENS	3	0.07%	0.01%					
	4,221			57	1.33%	4 278	20 402	20.97%
01080112 SOLWEZI WEST								
HICHILEMA Hakainde ,UPND	9,312	89.94%	27.96%					
LUNGU Edgar C ,PF	618	5.97%	1.86%					
KAUNDA Tilyenji C ,UNIP	63	0.61%	0.19%					
CHANDA Eric M ,4R	52	0.50%	0.16%					
MIYANDA Godfrey K ,HERITAGE	49	0.47%	0.15%					
CHIPIMO Elias C M ,NAREP	36	0.35%	0.11%					
MUMBA Nevers S ,MMD	31	0.30%	0.09%					

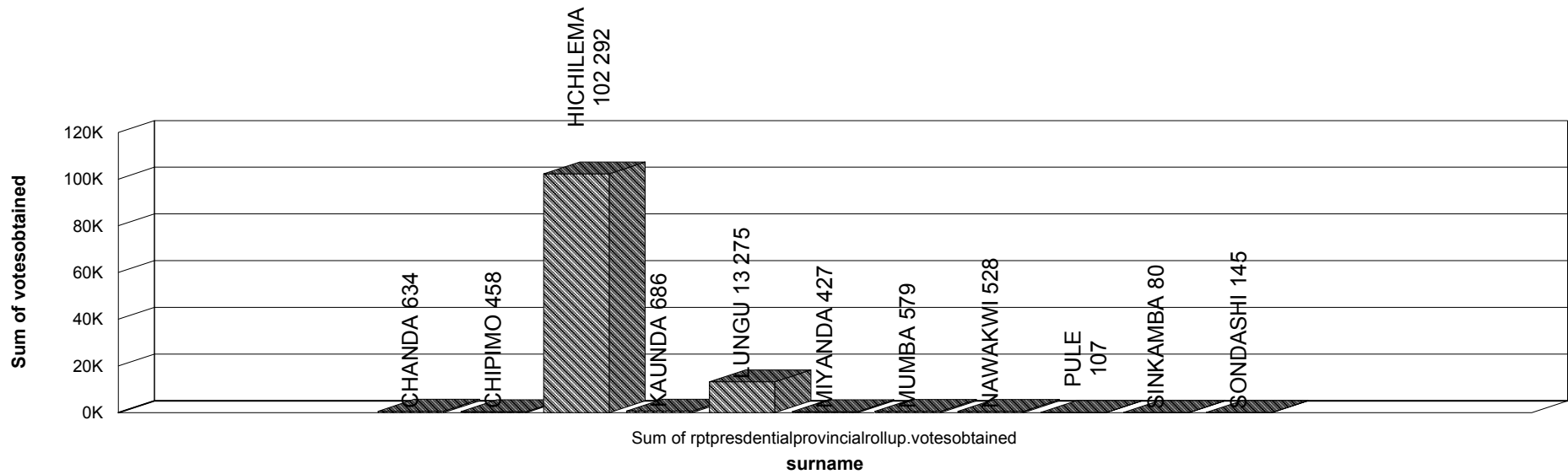
Province: NORTH-WESTERN

Candidate	Votes Received	% Against Votes Cast	% Against Registered Voters	Rejected Ballot Papers	Rejected Ballot Papers %	Total Votes Cast	Total Registered Voters	Percentage Poll
NAWAKWI Edith Z ,FDD	21	0.20%	0.06%					
SONDASHI Ludwig S ,FDA	8	0.08%	0.02%					
SINKAMBA Peter C ,GREENS	7	0.07%	0.02%					
PULE Daniel M ,C.D.P	4	0.04%	0.01%					
	10,201			153	1.48%	10 354	33 309	31.08%
01080113 ZAMBEZI EAST								
HICHILEMA Hakainde ,UPND	8,333	87.30%	34.75%					
LUNGU Edgar C ,PF	900	9.43%	3.75%					
NAWAKWI Edith Z ,FDD	54	0.57%	0.23%					
KAUNDA Tilyenji C ,UNIP	53	0.56%	0.22%					
CHANDA Eric M ,4R	48	0.50%	0.20%					
CHIPIMO Elias C M ,NAREP	39	0.41%	0.16%					
MIYANDA Godfrey K ,HERITAGE	23	0.24%	0.10%					
MUMBA Nevers S ,MMD	12	0.13%	0.05%					
PULE Daniel M ,C.D.P	6	0.06%	0.03%					
SONDASHI Ludwig S ,FDA	6	0.06%	0.03%					
SINKAMBA Peter C ,GREENS	2	0.02%	0.01%					
	9,476			69	0.72%	9 545	23 981	39.80%
01080114 ZAMBEZI WEST								
HICHILEMA Hakainde ,UPND	2,647	62.21%	25.94%					
LUNGU Edgar C ,PF	1,474	34.64%	14.44%					
MUMBA Nevers S ,MMD	28	0.66%	0.27%					
KAUNDA Tilyenji C ,UNIP	21	0.49%	0.21%					
CHIPIMO Elias C M ,NAREP	17	0.40%	0.17%					
NAWAKWI Edith Z ,FDD	15	0.35%	0.15%					

Province: NORTH-WESTERN

Candidate	Votes Recieved	% Against Votes Cast	% Against Registered Voters	Rejected Ballot Papers	Rejected Ballot Papers %	Total Votes Cast	Total Registered Voters	Percentage Poll
CHANDA Eric M ,4R	10	0.24%	0.10%					
SINKAMBA Peter C ,GREENS	9	0.21%	0.09%					
MIYANDA Godfrey K ,HERITAGE	8	0.19%	0.08%					
PULE Daniel M ,C.D.P	7	0.16%	0.07%					
SONDASHI Ludwig S ,FDA	5	0.12%	0.05%					
	4,241			14	0.33%	4 255	10 206	41.69%

NORTH-WESTERN Province:	Votes Recieved	% Against Votes Cast	% Against Registered Voters	Rejected Ballot Papers	Rejected Ballot Papers %	Total Votes Cast	Total Registered Voters	Percentage Poll
Candidate								
HICHILEMA Hakainde	102,292	84.88%	32.41%					
LUNGU Edgar C	13,275	11.02%	4.21%					
KAUNDA Tilyenji C	686	0.57%	0.22%					
CHANDA Eric M	634	0.53%	0.20%					
MUMBA Nevers S	579	0.48%	0.18%					
NAWAKWI Edith Z	528	0.44%	0.17%					
CHIPIMO Elias C M	458	0.38%	0.15%					
MIYANDA Godfrey K	427	0.35%	0.14%					
SONDASHI Ludwig S	145	0.12%	0.05%					
PULE Daniel M	107	0.09%	0.03%					
SINKAMBA Peter C	80	0.07%	0.03%					
				1 297	1.08%	120 508	315 588	38.19%



Province: SOUTHERN

Candidate	Votes Recieved	% Against Votes Cast	% Against Registered Voters	Rejected Ballot Papers	Rejected Ballot Papers %	Total Votes Cast	Total Registered Voters	Percentage Poll
01090115 CHOMA CENTRAL								
HICHILEMA Hakainde ,UPND	21,921	88.59%	43.79%					
LUNGU Edgar C ,PF	2,139	8.64%	4.27%					
KAUNDA Tilyenji C ,UNIP	100	0.40%	0.20%					
CHANDA Eric M ,4R	83	0.34%	0.17%					
CHIPIMO Elias C M ,NAREP	66	0.27%	0.13%					
NAWAKWI Edith Z ,FDD	61	0.25%	0.12%					
MIYANDA Godfrey K ,HERITAGE	43	0.17%	0.09%					
MUMBA Nevers S ,MMD	43	0.17%	0.09%					
SINKAMBA Peter C ,GREENS	16	0.06%	0.03%					
PULE Daniel M ,C.D.P	10	0.04%	0.02%					
SONDASHI Ludwig S ,FDA	9	0.04%	0.02%					
	24,491			254	1.03%	24 745	50 060	49.43%
01090116 MBABALA								
HICHILEMA Hakainde ,UPND	13,629	97.06%	55.22%					
LUNGU Edgar C ,PF	128	0.91%	0.52%					
KAUNDA Tilyenji C ,UNIP	48	0.34%	0.19%					
CHANDA Eric M ,4R	38	0.27%	0.15%					
MIYANDA Godfrey K ,HERITAGE	30	0.21%	0.12%					
CHIPIMO Elias C M ,NAREP	26	0.19%	0.11%					
NAWAKWI Edith Z ,FDD	23	0.16%	0.09%					
MUMBA Nevers S ,MMD	22	0.16%	0.09%					
SONDASHI Ludwig S ,FDA	4	0.03%	0.02%					
SINKAMBA Peter C ,GREENS	2	0.01%	0.01%					
PULE Daniel M ,C.D.P	1	0.01%	0.00%					

Province: SOUTHERN

Candidate	Votes Received	% Against Votes Cast	% Against Registered Voters	Rejected Ballot Papers	Rejected Ballot Papers %	Total Votes Cast	Total Registered Voters	Percentage Poll
	13,951			91	0.65%	14 042	24 681	56.89%
01090117 PEMBA								
HICHILEMA Hakainde ,UPND	13,338	95.38%	53.68%					
LUNGU Edgar C ,PF	203	1.45%	0.82%					
CHANDA Eric M ,4R	63	0.45%	0.25%					
KAUNDA Tilyenji C ,UNIP	62	0.44%	0.25%					
CHIPIMO Elias C M ,NAREP	55	0.39%	0.22%					
MIYANDA Godfrey K ,HERITAGE	41	0.29%	0.16%					
MUMBA Nevers S ,MMD	27	0.19%	0.11%					
NAWAKWI Edith Z ,FDD	22	0.16%	0.09%					
SONDASHI Ludwig S ,FDA	18	0.13%	0.07%					
SINKAMBA Peter C ,GREENS	6	0.04%	0.02%					
PULE Daniel M ,C.D.P	4	0.03%	0.02%					
	13,839			145	1.04%	13 984	24 849	56.28%
01090118 GWEMBE								
HICHILEMA Hakainde ,UPND	10,960	93.82%	47.57%					
LUNGU Edgar C ,PF	249	2.13%	1.08%					
KAUNDA Tilyenji C ,UNIP	84	0.72%	0.36%					
CHANDA Eric M ,4R	71	0.61%	0.31%					
CHIPIMO Elias C M ,NAREP	55	0.47%	0.24%					
MIYANDA Godfrey K ,HERITAGE	42	0.36%	0.18%					
MUMBA Nevers S ,MMD	33	0.28%	0.14%					
NAWAKWI Edith Z ,FDD	29	0.25%	0.13%					
SONDASHI Ludwig S ,FDA	9	0.08%	0.04%					
SINKAMBA Peter C ,GREENS	7	0.06%	0.03%					

Province: SOUTHERN

Candidate	Votes Received	% Against Votes Cast	% Against Registered Voters	Rejected Ballot Papers	Rejected Ballot Papers %	Total Votes Cast	Total Registered Voters	Percentage Poll
PULE Daniel M ,C.D.P	4	0.03%	0.02%					
	11,543			139	1.19%	11 682	23 040	50.70%
01090119 DUNDUMWEZI								
HICHILEMA Hakainde ,UPND	14,181	97.25%	50.13%					
LUNGU Edgar C ,PF	83	0.57%	0.29%					
CHANDA Eric M ,4R	72	0.49%	0.25%					
KAUNDA Tilyenji C ,UNIP	44	0.30%	0.16%					
CHIPIMO Elias C M ,NAREP	41	0.28%	0.14%					
MIYANDA Godfrey K ,HERITAGE	31	0.21%	0.11%					
NAWAKWI Edith Z ,FDD	10	0.07%	0.04%					
SINKAMBA Peter C ,GREENS	5	0.03%	0.02%					
SONDASHI Ludwig S ,FDA	4	0.03%	0.01%					
MUMBA Nevers S ,MMD	3	0.02%	0.01%					
PULE Daniel M ,C.D.P	3	0.02%	0.01%					
	14,477			105	0.72%	14 582	28 288	51.55%
01090120 KALOMO CENTRAL								
HICHILEMA Hakainde ,UPND	17,961	93.87%	47.33%					
LUNGU Edgar C ,PF	662	3.46%	1.74%					
CHANDA Eric M ,4R	91	0.48%	0.24%					
KAUNDA Tilyenji C ,UNIP	78	0.41%	0.21%					
CHIPIMO Elias C M ,NAREP	47	0.25%	0.12%					
MIYANDA Godfrey K ,HERITAGE	39	0.20%	0.10%					
MUMBA Nevers S ,MMD	37	0.19%	0.10%					
SONDASHI Ludwig S ,FDA	20	0.10%	0.05%					
NAWAKWI Edith Z ,FDD	18	0.09%	0.05%					

Province: SOUTHERN

Candidate	Votes Recieved	% Against Votes Cast	% Against Registered Voters	Rejected Ballot Papers	Rejected Ballot Papers %	Total Votes Cast	Total Registered Voters	Percentage Poll
PULE Daniel M ,C.D.P	11	0.06%	0.03%					
SINKAMBA Peter C ,GREENS	4	0.02%	0.01%					
	18,968			166	0.87%	19 134	37 952	50.42%

01090121 KATOMBOLA

HICHILEMA Hakainde ,UPND	15,478	92.93%	36.05%					
LUNGU Edgar C ,PF	479	2.88%	1.12%					
CHANDA Eric M ,4R	116	0.70%	0.27%					
KAUNDA Tilyenji C ,UNIP	101	0.61%	0.24%					
MIYANDA Godfrey K ,HERITAGE	82	0.49%	0.19%					
MUMBA Nevers S ,MMD	76	0.46%	0.18%					
CHIPIMO Elias C M ,NAREP	58	0.35%	0.14%					
NAWAKWI Edith Z ,FDD	25	0.15%	0.06%					
SINKAMBA Peter C ,GREENS	19	0.11%	0.04%					
PULE Daniel M ,C.D.P	11	0.07%	0.03%					
SONDASHI Ludwig S ,FDA	8	0.05%	0.02%					
	16,453			203	1.22%	16 656	42 936	38.79%

01090122 MAPATIZYA

HICHILEMA Hakainde ,UPND	13,849	93.11%	52.87%					
LUNGU Edgar C ,PF	357	2.40%	1.36%					
CHANDA Eric M ,4R	134	0.90%	0.51%					
KAUNDA Tilyenji C ,UNIP	115	0.77%	0.44%					
CHIPIMO Elias C M ,NAREP	76	0.51%	0.29%					
MIYANDA Godfrey K ,HERITAGE	56	0.38%	0.21%					
NAWAKWI Edith Z ,FDD	44	0.30%	0.17%					
MUMBA Nevers S ,MMD	23	0.15%	0.09%					

Province: SOUTHERN

Candidate	Votes Received	% Against Votes Cast	% Against Registered Voters	Rejected Ballot Papers	Rejected Ballot Papers %	Total Votes Cast	Total Registered Voters	Percentage Poll
SONDASHI Ludwig S ,FDA	22	0.15%	0.08%					
PULE Daniel M ,C.D.P	16	0.11%	0.06%					
SINKAMBA Peter C ,GREENS	11	0.07%	0.04%					
	14,703			171	1.15%	14 874	26 194	56.78%
01090123 LIVINGSTONE								
HICHILEMA Hakainde ,UPND	19,125	66.85%	28.24%					
LUNGU Edgar C ,PF	8,352	29.19%	12.33%					
MUMBA Nevers S ,MMD	653	2.28%	0.96%					
NAWAKWI Edith Z ,FDD	104	0.36%	0.15%					
KAUNDA Tilyenji C ,UNIP	89	0.31%	0.13%					
CHIPIMO Elias C M ,NAREP	47	0.16%	0.07%					
MIYANDA Godfrey K ,HERITAGE	34	0.12%	0.05%					
CHANDA Eric M ,4R	30	0.10%	0.04%					
SINKAMBA Peter C ,GREENS	24	0.08%	0.04%					
SONDASHI Ludwig S ,FDA	16	0.06%	0.02%					
PULE Daniel M ,C.D.P	12	0.04%	0.02%					
	28,486			124	0.43%	28 610	67 717	42.25%
01090124 CHIKANKATA								
HICHILEMA Hakainde ,UPND	12,456	93.74%	43.28%					
LUNGU Edgar C ,PF	471	3.54%	1.64%					
KAUNDA Tilyenji C ,UNIP	59	0.44%	0.21%					
CHANDA Eric M ,4R	48	0.36%	0.17%					
CHIPIMO Elias C M ,NAREP	32	0.24%	0.11%					
MUMBA Nevers S ,MMD	30	0.23%	0.10%					
NAWAKWI Edith Z ,FDD	23	0.17%	0.08%					

Province: SOUTHERN

Candidate	Votes Recieved	% Against Votes Cast	% Against Registered Voters	Rejected Ballot Papers	Rejected Ballot Papers %	Total Votes Cast	Total Registered Voters	Percentage Poll
MIYANDA Godfrey K ,HERITAGE	19	0.14%	0.07%					
SONDASHI Ludwig S ,FDA	7	0.05%	0.02%					
PULE Daniel M ,C.D.P	6	0.05%	0.02%					
SINKAMBA Peter C ,GREENS	4	0.03%	0.01%					
	13,155			133	1.00%	13 288	28 778	46.17%
01090125 MAGOYE								
HICHILEMA Hakainde ,UPND	11,734	93.56%	46.15%					
LUNGU Edgar C ,PF	428	3.41%	1.68%					
KAUNDA Tilyenji C ,UNIP	51	0.41%	0.20%					
MIYANDA Godfrey K ,HERITAGE	37	0.30%	0.15%					
CHANDA Eric M ,4R	36	0.29%	0.14%					
CHIPIMO Elias C M ,NAREP	33	0.26%	0.13%					
NAWAKWI Edith Z ,FDD	31	0.25%	0.12%					
MUMBA Nevers S ,MMD	14	0.11%	0.06%					
PULE Daniel M ,C.D.P	6	0.05%	0.02%					
SONDASHI Ludwig S ,FDA	3	0.02%	0.01%					
SINKAMBA Peter C ,GREENS	1	0.01%	0.00%					
	12,374			168	1.34%	12 542	25 426	49.33%
01090126 MAZABUKA CENTRAL								
HICHILEMA Hakainde ,UPND	14,801	80.56%	34.78%					
LUNGU Edgar C ,PF	3,092	16.83%	7.27%					
MUMBA Nevers S ,MMD	76	0.41%	0.18%					
KAUNDA Tilyenji C ,UNIP	62	0.34%	0.15%					
NAWAKWI Edith Z ,FDD	35	0.19%	0.08%					
CHIPIMO Elias C M ,NAREP	29	0.16%	0.07%					

Province: SOUTHERN

Candidate	Votes Recieved	% Against Votes Cast	% Against Registered Voters	Rejected Ballot Papers	Rejected Ballot Papers %	Total Votes Cast	Total Registered Voters	Percentage Poll
MIYANDA Godfrey K ,HERITAGE	21	0.11%	0.05%					
CHANDA Eric M ,4R	20	0.11%	0.05%					
PULE Daniel M ,C.D.P	12	0.07%	0.03%					
SONDASHI Ludwig S ,FDA	8	0.04%	0.02%					
SINKAMBA Peter C ,GREENS	4	0.02%	0.01%					
	18,160			212	1.15%	18 372	42 553	43.17%
01090127 BWEENGWA								
HICHILEMA Hakainde ,UPND	12,521	97.53%	57.13%					
LUNGU Edgar C ,PF	107	0.83%	0.49%					
CHANDA Eric M ,4R	34	0.26%	0.16%					
KAUNDA Tilyenji C ,UNIP	31	0.24%	0.14%					
CHIPIMO Elias C M ,NAREP	29	0.23%	0.13%					
MUMBA Nevers S ,MMD	10	0.08%	0.05%					
MIYANDA Godfrey K ,HERITAGE	9	0.07%	0.04%					
NAWAKWI Edith Z ,FDD	4	0.03%	0.02%					
SONDASHI Ludwig S ,FDA	1	0.01%	0.00%					
SINKAMBA Peter C ,GREENS	1	0.01%	0.00%					
PULE Daniel M ,C.D.P	1	0.01%	0.00%					
	12,748			90	0.70%	12 838	21 915	58.58%
01090128 MONZE CENTRAL								
HICHILEMA Hakainde ,UPND	21,385	92.85%	51.23%					
LUNGU Edgar C ,PF	1,097	4.76%	2.63%					
NAWAKWI Edith Z ,FDD	88	0.38%	0.21%					
KAUNDA Tilyenji C ,UNIP	78	0.34%	0.19%					
MUMBA Nevers S ,MMD	71	0.31%	0.17%					

Province: SOUTHERN

Candidate	Votes Received	% Against Votes Cast	% Against Registered Voters	Rejected Ballot Papers	Rejected Ballot Papers %	Total Votes Cast	Total Registered Voters	Percentage Poll
CHIPIMO Elias C M ,NAREP	47	0.20%	0.11%					
CHANDA Eric M ,4R	40	0.17%	0.10%					
MIYANDA Godfrey K ,HERITAGE	34	0.15%	0.08%					
PULE Daniel M ,C.D.P	6	0.03%	0.01%					
SONDASHI Ludwig S ,FDA	6	0.03%	0.01%					
SINKAMBA Peter C ,GREENS	4	0.02%	0.01%					
	22,856			175	0.76%	23 031	41 740	55.18%
01090129 MOOMBA								
HICHILEMA Hakainde ,UPND	8,276	96.21%	56.46%					
LUNGU Edgar C ,PF	100	1.16%	0.68%					
KAUNDA Tilyenji C ,UNIP	49	0.57%	0.33%					
CHANDA Eric M ,4R	27	0.31%	0.18%					
CHIPIMO Elias C M ,NAREP	25	0.29%	0.17%					
NAWAKWI Edith Z ,FDD	16	0.19%	0.11%					
MUMBA Nevers S ,MMD	11	0.13%	0.08%					
MIYANDA Godfrey K ,HERITAGE	10	0.12%	0.07%					
SONDASHI Ludwig S ,FDA	7	0.08%	0.05%					
PULE Daniel M ,C.D.P	4	0.05%	0.03%					
SINKAMBA Peter C ,GREENS	2	0.02%	0.01%					
	8,527			75	0.87%	8 602	14 657	58.69%
01090131 NAMWALA								
HICHILEMA Hakainde ,UPND	17,151	95.34%	46.70%					
LUNGU Edgar C ,PF	440	2.45%	1.20%					
NAWAKWI Edith Z ,FDD	61	0.34%	0.17%					
KAUNDA Tilyenji C ,UNIP	59	0.33%	0.16%					

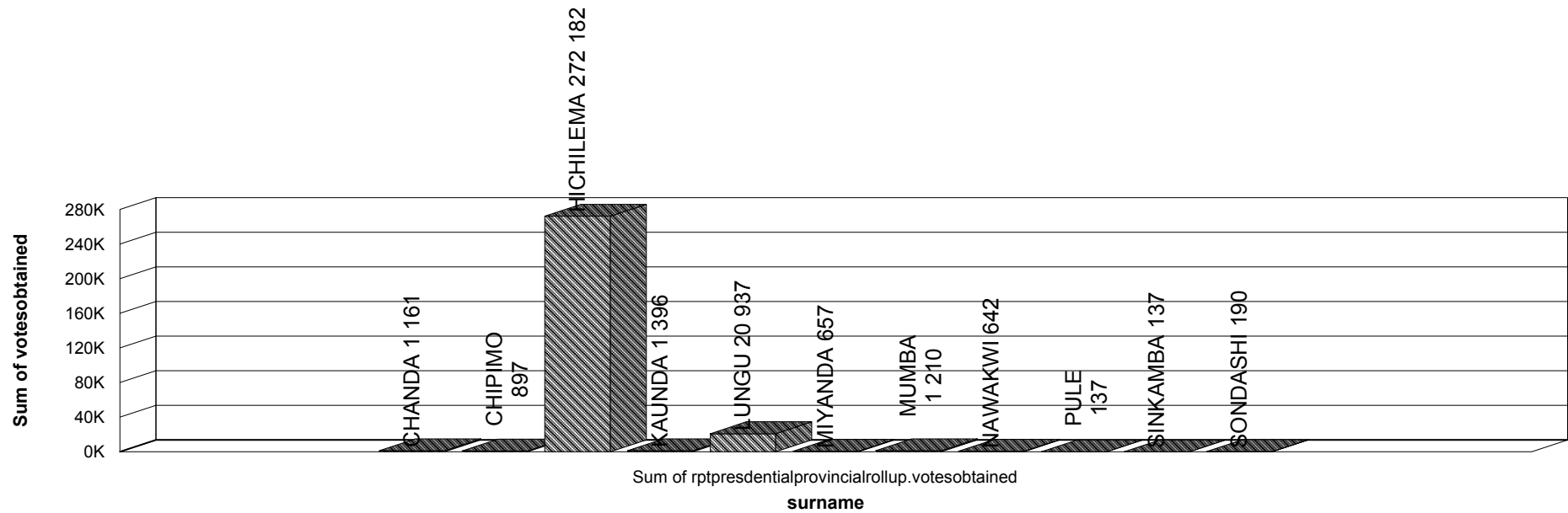
Province: SOUTHERN

Candidate	Votes Recieved	% Against Votes Cast	% Against Registered Voters	Rejected Ballot Papers	Rejected Ballot Papers %	Total Votes Cast	Total Registered Voters	Percentage Poll
CHANDA Eric M ,4R	52	0.29%	0.14%					
CHIPIMO Elias C M ,NAREP	44	0.24%	0.12%					
MIYANDA Godfrey K ,HERITAGE	22	0.12%	0.06%					
MUMBA Nevers S ,MMD	17	0.09%	0.05%					
SONDASHI Ludwig S ,FDA	8	0.04%	0.02%					
SINKAMBA Peter C ,GREENS	5	0.03%	0.01%					
PULE Daniel M ,C.D.P	4	0.02%	0.01%					
	17,863			127	0.71%	17 990	36 729	48.98%
01090132 SIAVONGA								
HICHILEMA Hakainde ,UPND	15,474	87.98%	40.83%					
LUNGU Edgar C ,PF	1,447	8.23%	3.82%					
KAUNDA Tilyenji C ,UNIP	134	0.76%	0.35%					
CHIPIMO Elias C M ,NAREP	96	0.55%	0.25%					
CHANDA Eric M ,4R	76	0.43%	0.20%					
MIYANDA Godfrey K ,HERITAGE	54	0.31%	0.14%					
MUMBA Nevers S ,MMD	38	0.22%	0.10%					
PULE Daniel M ,C.D.P	17	0.10%	0.04%					
NAWAKWI Edith Z ,FDD	16	0.09%	0.04%					
SONDASHI Ludwig S ,FDA	14	0.08%	0.04%					
SINKAMBA Peter C ,GREENS	8	0.05%	0.02%					
	17,374			214	1.22%	17 588	37 902	46.40%
01090133 SINAZONGWE								
HICHILEMA Hakainde ,UPND	17,942	90.70%	42.67%					
LUNGU Edgar C ,PF	1,103	5.58%	2.62%					
KAUNDA Tilyenji C ,UNIP	152	0.77%	0.36%					

Province: SOUTHERN

Candidate	Votes Recieved	% Against Votes Cast	% Against Registered Voters	Rejected Ballot Papers	Rejected Ballot Papers %	Total Votes Cast	Total Registered Voters	Percentage Poll
CHANDA Eric M ,4R	130	0.66%	0.31%					
CHIPIMO Elias C M ,NAREP	91	0.46%	0.22%					
MIYANDA Godfrey K ,HERITAGE	53	0.27%	0.13%					
NAWAKWI Edith Z ,FDD	32	0.16%	0.08%					
MUMBA Nevers S ,MMD	26	0.13%	0.06%					
SONDASHI Ludwig S ,FDA	26	0.13%	0.06%					
SINKAMBA Peter C ,GREENS	14	0.07%	0.03%					
PULE Daniel M ,C.D.P	9	0.05%	0.02%					
	19,578			203	1.03%	19 781	42 044	47.05%

SOUTHERN Province:	Votes Recieved	% Against Votes Cast	% Against Registered Voters	Rejected Ballot Papers	Rejected Ballot Papers %	Total Votes Cast	Total Registered Voters	Percentage Poll
Candidate								
HICHILEMA Hakainde	272,182	90.02%	44.08%					
LUNGU Edgar C	20,937	6.92%	3.39%					
KAUNDA Tilyenji C	1,396	0.46%	0.23%					
MUMBA Nevers S	1,210	0.40%	0.20%					
CHANDA Eric M	1,161	0.38%	0.19%					
CHIPIMO Elias C M	897	0.30%	0.15%					
MIYANDA Godfrey K	657	0.22%	0.11%					
NAWAKWI Edith Z	642	0.21%	0.10%					
SONDASHI Ludwig S	190	0.06%	0.03%					
PULE Daniel M	137	0.05%	0.02%					
SINKAMBA Peter C	137	0.05%	0.02%					
				2 795	0.92%	302 341	617 461	48.97%



Province: WESTERN

Candidate	Votes Recieved	% Against Votes Cast	% Against Registered Voters	Rejected Ballot Papers	Rejected Ballot Papers %	Total Votes Cast	Total Registered Voters	Percentage Poll
01100134 KALABO CENTRAL								
HICHILEMA Hakainde ,UPND	6,495	78.78%	23.07%					
LUNGU Edgar C ,PF	1,271	15.42%	4.51%					
NAWAKWI Edith Z ,FDD	151	1.83%	0.54%					
KAUNDA Tilyenji C ,UNIP	60	0.73%	0.21%					
MIYANDA Godfrey K ,HERITAGE	47	0.57%	0.17%					
CHANDA Eric M ,4R	45	0.55%	0.16%					
MUMBA Nevers S ,MMD	39	0.47%	0.14%					
CHIPIMO Elias C M ,NAREP	29	0.35%	0.10%					
SONDASHI Ludwig S ,FDA	12	0.15%	0.04%					
PULE Daniel M ,C.D.P	6	0.07%	0.02%					
SINKAMBA Peter C ,GREENS	4	0.05%	0.01%					
	8,159			85	1.03%	8 244	28 153	29.28%
01100135 LIUWA								
HICHILEMA Hakainde ,UPND	4,688	90.33%	34.28%					
LUNGU Edgar C ,PF	328	6.32%	2.40%					
MUMBA Nevers S ,MMD	29	0.56%	0.21%					
KAUNDA Tilyenji C ,UNIP	24	0.46%	0.18%					
MIYANDA Godfrey K ,HERITAGE	17	0.33%	0.12%					
NAWAKWI Edith Z ,FDD	15	0.29%	0.11%					
CHANDA Eric M ,4R	12	0.23%	0.09%					
CHIPIMO Elias C M ,NAREP	11	0.21%	0.08%					
SONDASHI Ludwig S ,FDA	6	0.12%	0.04%					
PULE Daniel M ,C.D.P	2	0.04%	0.01%					
SINKAMBA Peter C ,GREENS	1	0.02%	0.01%					

Province: WESTERN

Candidate	Votes Recieved	% Against Votes Cast	% Against Registered Voters	Rejected Ballot Papers	Rejected Ballot Papers %	Total Votes Cast	Total Registered Voters	Percentage Poll
	5,133			57	1.10%	5 190	13 674	37.96%
01100136 SIKONGO								
HICHILEMA Hakainde ,UPND	4,193	73.79%	21.41%					
LUNGU Edgar C ,PF	1,207	21.24%	6.16%					
CHANDA Eric M ,4R	68	1.20%	0.35%					
KAUNDA Tilyenji C ,UNIP	40	0.70%	0.20%					
MIYANDA Godfrey K ,HERITAGE	27	0.48%	0.14%					
CHIPIMO Elias C M ,NAREP	23	0.40%	0.12%					
SONDASHI Ludwig S ,FDA	17	0.30%	0.09%					
MUMBA Nevers S ,MMD	9	0.16%	0.05%					
SINKAMBA Peter C ,GREENS	7	0.12%	0.04%					
PULE Daniel M ,C.D.P	7	0.12%	0.04%					
NAWAKWI Edith Z ,FDD	5	0.09%	0.03%					
	5,603			79	1.39%	5 682	19 580	29.02%
01100137 KAOMA CENTRAL								
HICHILEMA Hakainde ,UPND	6,704	81.00%	19.74%					
LUNGU Edgar C ,PF	1,317	15.91%	3.88%					
CHANDA Eric M ,4R	38	0.46%	0.11%					
KAUNDA Tilyenji C ,UNIP	35	0.42%	0.10%					
CHIPIMO Elias C M ,NAREP	30	0.36%	0.09%					
MUMBA Nevers S ,MMD	22	0.27%	0.06%					
NAWAKWI Edith Z ,FDD	15	0.18%	0.04%					
MIYANDA Godfrey K ,HERITAGE	12	0.14%	0.04%					
PULE Daniel M ,C.D.P	6	0.07%	0.02%					
SONDASHI Ludwig S ,FDA	5	0.06%	0.01%					

Province: WESTERN

Candidate	Votes Recieved	% Against Votes Cast	% Against Registered Voters	Rejected Ballot Papers	Rejected Ballot Papers %	Total Votes Cast	Total Registered Voters	Percentage Poll
SINKAMBA Peter C ,GREENS	4	0.05%	0.01%					
	8,188			89	1.08%	8 277	33 967	24.37%
01100138 LUAMPA								
HICHILEMA Hakainde ,UPND	5,251	74.89%	23.11%					
LUNGU Edgar C ,PF	1,449	20.66%	6.38%					
CHANDA Eric M ,4R	54	0.77%	0.24%					
KAUNDA Tilyenji C ,UNIP	44	0.63%	0.19%					
CHIPIMO Elias C M ,NAREP	38	0.54%	0.17%					
NAWAKWI Edith Z ,FDD	22	0.31%	0.10%					
MUMBA Nevers S ,MMD	20	0.29%	0.09%					
MIYANDA Godfrey K ,HERITAGE	17	0.24%	0.07%					
PULE Daniel M ,C.D.P	10	0.14%	0.04%					
SONDASHI Ludwig S ,FDA	9	0.13%	0.04%					
SINKAMBA Peter C ,GREENS	7	0.10%	0.03%					
	6,921			91	1.30%	7 012	22 720	30.86%
01100139 MANGANGO								
HICHILEMA Hakainde ,UPND	3,792	73.32%	22.10%					
LUNGU Edgar C ,PF	1,137	21.98%	6.63%					
KAUNDA Tilyenji C ,UNIP	72	1.39%	0.42%					
MUMBA Nevers S ,MMD	43	0.83%	0.25%					
CHIPIMO Elias C M ,NAREP	28	0.54%	0.16%					
CHANDA Eric M ,4R	23	0.44%	0.13%					
MIYANDA Godfrey K ,HERITAGE	18	0.35%	0.10%					
PULE Daniel M ,C.D.P	10	0.19%	0.06%					
NAWAKWI Edith Z ,FDD	8	0.15%	0.05%					

Province: WESTERN

Candidate	Votes Received	% Against Votes Cast	% Against Registered Voters	Rejected Ballot Papers	Rejected Ballot Papers %	Total Votes Cast	Total Registered Voters	Percentage Poll
SONDASHI Ludwig S ,FDA	4	0.08%	0.02%					
SINKAMBA Peter C ,GREENS	2	0.04%	0.01%					
	5,137			35	0.68%	5 172	17 155	30.15%
01100140 LUKULU EAST								
HICHILEMA Hakainde ,UPND	6,312	77.35%	25.10%					
LUNGU Edgar C ,PF	1,456	17.84%	5.79%					
NAWAKWI Edith Z ,FDD	67	0.82%	0.27%					
MIYANDA Godfrey K ,HERITAGE	57	0.70%	0.23%					
CHANDA Eric M ,4R	57	0.70%	0.23%					
KAUNDA Tilyenji C ,UNIP	46	0.56%	0.18%					
CHIPIMO Elias C M ,NAREP	39	0.48%	0.16%					
MUMBA Nevers S ,MMD	15	0.18%	0.06%					
PULE Daniel M ,C.D.P	13	0.16%	0.05%					
SINKAMBA Peter C ,GREENS	8	0.10%	0.03%					
SONDASHI Ludwig S ,FDA	8	0.10%	0.03%					
	8,078			82	1.00%	8 160	25 148	32.45%
01100141 LUKULU WEST								
HICHILEMA Hakainde ,UPND	3,021	75.79%	25.43%					
LUNGU Edgar C ,PF	830	20.82%	6.99%					
KAUNDA Tilyenji C ,UNIP	31	0.78%	0.26%					
CHANDA Eric M ,4R	28	0.70%	0.24%					
CHIPIMO Elias C M ,NAREP	16	0.40%	0.13%					
NAWAKWI Edith Z ,FDD	15	0.38%	0.13%					
MIYANDA Godfrey K ,HERITAGE	13	0.33%	0.11%					
SONDASHI Ludwig S ,FDA	3	0.08%	0.03%					

Province: WESTERN

Candidate	Votes Received	% Against Votes Cast	% Against Registered Voters	Rejected Ballot Papers	Rejected Ballot Papers %	Total Votes Cast	Total Registered Voters	Percentage Poll
MUMBA Nevers S ,MMD	3	0.08%	0.03%					
PULE Daniel M ,C.D.P	3	0.08%	0.03%					
SINKAMBA Peter C ,GREENS	1	0.03%	0.01%					
	3,964			22	0.55%	3 986	11 882	33.55%
01100142 LUENA								
HICHILEMA Hakainde ,UPND	6,710	87.01%	32.04%					
LUNGU Edgar C ,PF	684	8.87%	3.27%					
NAWAKWI Edith Z ,FDD	75	0.97%	0.36%					
CHIPIMO Elias C M ,NAREP	33	0.43%	0.16%					
MIYANDA Godfrey K ,HERITAGE	24	0.31%	0.11%					
KAUNDA Tilyenji C ,UNIP	23	0.30%	0.11%					
CHANDA Eric M ,4R	23	0.30%	0.11%					
MUMBA Nevers S ,MMD	22	0.29%	0.11%					
SONDASHI Ludwig S ,FDA	11	0.14%	0.05%					
PULE Daniel M ,C.D.P	9	0.12%	0.04%					
SINKAMBA Peter C ,GREENS	4	0.05%	0.02%					
	7,618			94	1.22%	7 712	20 942	36.83%
01100143 MONGU CENTRAL								
HICHILEMA Hakainde ,UPND	11,483	81.62%	26.22%					
LUNGU Edgar C ,PF	1,959	13.92%	4.47%					
NAWAKWI Edith Z ,FDD	203	1.44%	0.46%					
MUMBA Nevers S ,MMD	120	0.85%	0.27%					
KAUNDA Tilyenji C ,UNIP	55	0.39%	0.13%					
MIYANDA Godfrey K ,HERITAGE	47	0.33%	0.11%					
CHIPIMO Elias C M ,NAREP	33	0.23%	0.08%					

Province: WESTERN

Candidate	Votes Recieved	% Against Votes Cast	% Against Registered Voters	Rejected Ballot Papers	Rejected Ballot Papers %	Total Votes Cast	Total Registered Voters	Percentage Poll
CHANDA Eric M ,4R	18	0.13%	0.04%					
SONDASHI Ludwig S ,FDA	17	0.12%	0.04%					
PULE Daniel M ,C.D.P	7	0.05%	0.02%					
SINKAMBA Peter C ,GREENS	2	0.01%	0.00%					
	13,944			125	0.89%	14 069	43 803	32.12%

01100144 NALIKWANDA

HICHILEMA Hakainde ,UPND	4,591	85.57%	23.34%					
LUNGU Edgar C ,PF	445	8.29%	2.26%					
KAUNDA Tilyenji C ,UNIP	50	0.93%	0.25%					
CHANDA Eric M ,4R	46	0.86%	0.23%					
NAWAKWI Edith Z ,FDD	46	0.86%	0.23%					
CHIPIMO Elias C M ,NAREP	29	0.54%	0.15%					
MIYANDA Godfrey K ,HERITAGE	23	0.43%	0.12%					
MUMBA Nevers S ,MMD	19	0.35%	0.10%					
SONDASHI Ludwig S ,FDA	8	0.15%	0.04%					
SINKAMBA Peter C ,GREENS	6	0.11%	0.03%					
PULE Daniel M ,C.D.P	4	0.07%	0.02%					
	5,267			98	1.83%	5 365	19 669	27.28%

01100145 NALOLO

HICHILEMA Hakainde ,UPND	5,069	73.63%	20.56%					
LUNGU Edgar C ,PF	1,536	22.31%	6.23%					
NAWAKWI Edith Z ,FDD	42	0.61%	0.17%					
KAUNDA Tilyenji C ,UNIP	41	0.60%	0.17%					
CHANDA Eric M ,4R	38	0.55%	0.15%					
MIYANDA Godfrey K ,HERITAGE	29	0.42%	0.12%					

Province: WESTERN

Candidate	Votes Recieved	% Against Votes Cast	% Against Registered Voters	Rejected Ballot Papers	Rejected Ballot Papers %	Total Votes Cast	Total Registered Voters	Percentage Poll
CHIPIMO Elias C M ,NAREP	26	0.38%	0.11%					
MUMBA Nevers S ,MMD	10	0.15%	0.04%					
PULE Daniel M ,C.D.P	9	0.13%	0.04%					
SONDASHI Ludwig S ,FDA	9	0.13%	0.04%					
SINKAMBA Peter C ,GREENS	3	0.04%	0.01%					
	6,812			72	1.05%	6 884	24 656	27.92%

01100146 SENANGA

HICHILEMA Hakainde ,UPND	5,938	84.17%	20.67%					
LUNGU Edgar C ,PF	756	10.72%	2.63%					
CHANDA Eric M ,4R	55	0.78%	0.19%					
NAWAKWI Edith Z ,FDD	48	0.68%	0.17%					
KAUNDA Tilyenji C ,UNIP	41	0.58%	0.14%					
MUMBA Nevers S ,MMD	40	0.57%	0.14%					
CHIPIMO Elias C M ,NAREP	28	0.40%	0.10%					
MIYANDA Godfrey K ,HERITAGE	27	0.38%	0.09%					
SONDASHI Ludwig S ,FDA	9	0.13%	0.03%					
SINKAMBA Peter C ,GREENS	6	0.09%	0.02%					
PULE Daniel M ,C.D.P	4	0.06%	0.01%					
	6,952			103	1.46%	7 055	28 734	24.55%

01100147 SINJEMBELA

HICHILEMA Hakainde ,UPND	7,847	76.56%	19.31%					
LUNGU Edgar C ,PF	1,627	15.87%	4.00%					
CHANDA Eric M ,4R	177	1.73%	0.44%					
KAUNDA Tilyenji C ,UNIP	115	1.12%	0.28%					
CHIPIMO Elias C M ,NAREP	74	0.72%	0.18%					

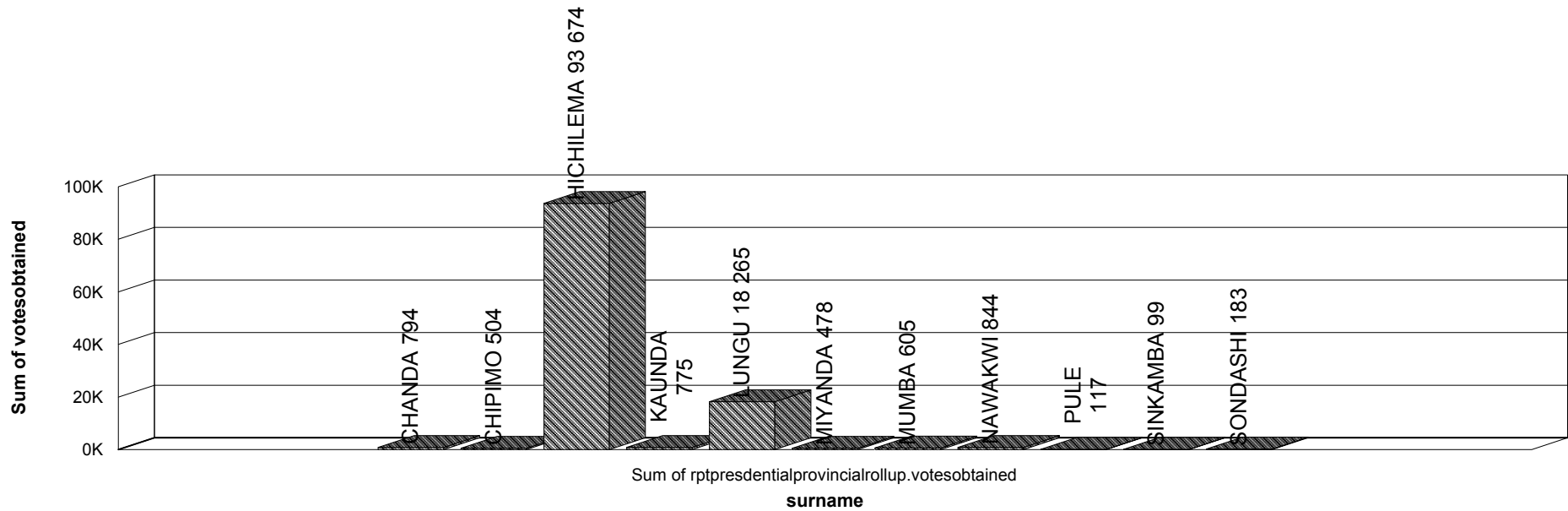
Province: WESTERN

Candidate	Votes Recieved	% Against Votes Cast	% Against Registered Voters	Rejected Ballot Papers	Rejected Ballot Papers %	Total Votes Cast	Total Registered Voters	Percentage Poll
MIYANDA Godfrey K ,HERITAGE	70	0.68%	0.17%					
SONDASHI Ludwig S ,FDA	41	0.40%	0.10%					
MUMBA Nevers S ,MMD	41	0.40%	0.10%					
NAWAKWI Edith Z ,FDD	24	0.23%	0.06%					
SINKAMBA Peter C ,GREENS	18	0.18%	0.04%					
PULE Daniel M ,C.D.P	16	0.16%	0.04%					
	10,050			200	1.95%	10 250	40 637	25.22%
01100148 MULOBEZI								
HICHILEMA Hakainde ,UPND	3,517	72.80%	25.74%					
LUNGU Edgar C ,PF	1,069	22.13%	7.82%					
CHANDA Eric M ,4R	45	0.93%	0.33%					
KAUNDA Tilyenji C ,UNIP	37	0.77%	0.27%					
CHIPIMO Elias C M ,NAREP	28	0.58%	0.20%					
MUMBA Nevers S ,MMD	20	0.41%	0.15%					
SINKAMBA Peter C ,GREENS	14	0.29%	0.10%					
SONDASHI Ludwig S ,FDA	12	0.25%	0.09%					
MIYANDA Godfrey K ,HERITAGE	12	0.25%	0.09%					
PULE Daniel M ,C.D.P	5	0.10%	0.04%					
NAWAKWI Edith Z ,FDD	5	0.10%	0.04%					
	4,764			67	1.39%	4 831	13 662	35.36%
01100149 MWANDI								
HICHILEMA Hakainde ,UPND	2,960	77.45%	24.54%					
LUNGU Edgar C ,PF	628	16.43%	5.21%					
MUMBA Nevers S ,MMD	62	1.62%	0.51%					
NAWAKWI Edith Z ,FDD	43	1.13%	0.36%					

Province: WESTERN


Candidate	Votes Recieved	% Against Votes Cast	% Against Registered Voters	Rejected Ballot Papers	Rejected Ballot Papers %	Total Votes Cast	Total Registered Voters	Percentage Poll
KAUNDA Tilyenji C ,UNIP	22	0.58%	0.18%					
CHANDA Eric M ,4R	22	0.58%	0.18%					
CHIPIMO Elias C M ,NAREP	16	0.42%	0.13%					
MIYANDA Godfrey K ,HERITAGE	13	0.34%	0.11%					
SONDASHI Ludwig S ,FDA	5	0.13%	0.04%					
PULE Daniel M ,C.D.P	3	0.08%	0.02%					
SINKAMBA Peter C ,GREENS	2	0.05%	0.02%					
	3,776			46	1.20%	3 822	12 060	31.69%
01100150 SESHEKE								
HICHILEMA Hakainde ,UPND	5,103	84.70%	28.08%					
LUNGU Edgar C ,PF	566	9.39%	3.11%					
MUMBA Nevers S ,MMD	91	1.51%	0.50%					
NAWAKWI Edith Z ,FDD	60	1.00%	0.33%					
CHANDA Eric M ,4R	45	0.75%	0.25%					
KAUNDA Tilyenji C ,UNIP	39	0.65%	0.21%					
MIYANDA Godfrey K ,HERITAGE	25	0.41%	0.14%					
CHIPIMO Elias C M ,NAREP	23	0.38%	0.13%					
SINKAMBA Peter C ,GREENS	10	0.17%	0.06%					
SONDASHI Ludwig S ,FDA	7	0.12%	0.04%					
PULE Daniel M ,C.D.P	3	0.05%	0.02%					
	5,972			53	0.88%	6 025	18 175	33.15%

WESTERN Province: Candidate	Votes Recieved	% Against Votes Cast	% Against Registered Voters	Rejected Ballot Papers	Rejected Ballot Papers %	Total Votes Cast	Total Registered Voters	Percentage Poll
HICHILEMA Hakainde	93,674	79.56%	23.74%					
LUNGU Edgar C	18,265	15.51%	4.63%					
NAWAKWI Edith Z	844	0.72%	0.21%					
CHANDA Eric M	794	0.67%	0.20%					
KAUNDA Tilyenji C	775	0.66%	0.20%					
MUMBA Nevers S	605	0.51%	0.15%					
CHIPIMO Elias C M	504	0.43%	0.13%					
MIYANDA Godfrey K	478	0.41%	0.12%					
SONDASHI Ludwig S	183	0.16%	0.05%					
PULE Daniel M	117	0.10%	0.03%					
SINKAMBA Peter C	99	0.08%	0.03%					
				1 398	1.19%	117 736	394 617	29.84%



NATIONAL TOTALS

Candidate	Votes Recieved	% Against Votes Cast	% Against Registered Voters	Rejected Ballot Papers	Rejected Ballot Papers %	Total Votes Cast	Total Registered Voters	Percentage Poll
LUNGU Edgar C	807,925	48.33%	15.64%					
HICHILEMA Hakainde	780,168	46.67%	15.10%					
NAWAKWI Edith Z	15,321	0.92%	0.30%					
MUMBA Nevers S	14,609	0.87%	0.28%					
KAUNDA Tilyenji C	9,737	0.58%	0.19%					
CHANDA Eric M	8,054	0.48%	0.16%					
CHIPIMO Elias C M	6,002	0.36%	0.12%					
MIYANDA Godfrey K	5,757	0.34%	0.11%					
PULE Daniel M	3,293	0.20%	0.06%					
SONDASHI Ludwig S	2,073	0.12%	0.04%					
SINKAMBA Peter C	1,410	0.08%	0.03%					
	1,654,349			17 313	1.04%	1 671 662	5 166 084	32.36%



Issued by: The DIRECTOR
 Elections House
 P.O. Box 50274
 Lusaka