



ELECTORAL COMMISSION OF ZAMBIA

28th SEPTEMBER, 2011

PUBLIC NOTICE

2011 PRESIDENTIAL ELECTION RESULTS

NOTICE IS HEREBY GIVEN that the following were the results arising from the Presidential Election that took place in 150 Constituencies on Tuesday, 20th September 2011 in the following order of performance:

Province: CENTRAL

Candidate	Votes Received	% Against Votes Cast	% against Registered Voters	Rejected Ballot Papers	Rejected Ballot Papers %	Total Votes Cast	Total Registered Voters	Percentage Poll
00000001 CHISAMBA								
BANDA Rupiah B ,MMD	7,552	47.30%	19.62%					
HICHILEMA Hakainde ,UPND	5,819	36.45%	15.11%					
SATA Micheal C ,PF	2,016	12.63%	5.24%					
KAUNDA Tilyenji C ,UNIP	38	0.24%	0.10%					
CHIPIMO Elias C ,NAREP	32	0.20%	0.08%					
MAGANDE Ngandu P ,NMP	21	0.13%	0.05%					
MIYANDA Godfrey K ,HERITAGE	18	0.11%	0.05%					
MILUPI Charles L ,ADD	16	0.10%	0.04%					
NAWAKWI Edith Z ,FDD	9	0.06%	0.02%					
MUTESA Fredrick ,ZED	1	0.01%	0.00%					
	15,522			443	2.77%	15,965	38,500	41.47%

00000002 KATUBA

BANDA Rupiah B ,MMD	7,899	54.34%	27.33%
HICHILEMA Hakainde ,UPND	4,380	30.13%	15.15%
SATA Micheal C ,PF	2,101	14.45%	7.27%
KAUNDA Tilyenji C ,UNIP	31	0.21%	0.11%
CHIPIMO Elias C ,NAREP	27	0.19%	0.09%
MAGANDE Ngandu P ,NMP	24	0.17%	0.08%
MIYANDA Godfrey K ,HERITAGE	20	0.14%	0.07%
NAWAKWI Edith Z ,FDD	15	0.10%	0.05%
MILUPI Charles L ,ADD	13	0.09%	0.04%

Province: CENTRAL

Candidate	Votes Received	% Against Votes Cast	% against Registered Voters	Rejected Ballot Papers	Rejected Ballot Papers %	Total Votes Cast	Total Registered Voters	Percentage Poll
MUTESA Fredrick ,ZED	4	0.03%	0.01%					
	14,514			23	0.16%	14,537	28,903	50.30%
00000003 KEEMBE								
BANDA Rupiah B ,MMD	14,120	58.88%	26.77%					
HICHILEMA Hakainde ,UPND	6,631	27.65%	12.57%					
SATA Micheal C ,PF	2,934	12.24%	5.56%					
KAUNDA Tilyenji C ,UNIP	53	0.22%	0.10%					
CHIPIMO Elias C ,NAREP	52	0.22%	0.10%					
MIYANDA Godfrey K ,HERITAGE	37	0.15%	0.07%					
MILUPI Charles L ,ADD	35	0.15%	0.07%					
NAWAKWI Edith Z ,FDD	22	0.09%	0.04%					
MAGANDE Ngandu P ,NMP	19	0.08%	0.04%					
MUTESA Fredrick ,ZED	9	0.04%	0.02%					
	23,912			68	0.28%	23,980	52,741	45.47%
00000004 BWACHA								
SATA Micheal C ,PF	10,551	53.78%	27.81%					
BANDA Rupiah B ,MMD	7,308	37.25%	19.26%					
HICHILEMA Hakainde ,UPND	1,536	7.83%	4.05%					
CHIPIMO Elias C ,NAREP	55	0.28%	0.14%					
KAUNDA Tilyenji C ,UNIP	55	0.28%	0.14%					
MAGANDE Ngandu P ,NMP	35	0.18%	0.09%					
NAWAKWI Edith Z ,FDD	30	0.15%	0.08%					
MILUPI Charles L ,ADD	23	0.12%	0.06%					
MIYANDA Godfrey K ,HERITAGE	17	0.09%	0.04%					
MUTESA Fredrick ,ZED	9	0.05%	0.02%					

Province: CENTRAL

Candidate	Votes Received	% Against Votes Cast	% against Registered Voters	Rejected Ballot Papers	Rejected Ballot Papers %	Total Votes Cast	Total Registered Voters	Percentage Poll
	19,619			0	0.00%	19,619	37,939	51.71%
0000005 KABWE CENTRAL								
SATA Micheal C ,PF	15,647	57.76%	30.60%					
BANDA Rupiah B ,MMD	8,650	31.93%	16.92%					
HICHILEMA Hakainde ,UPND	2,195	8.10%	4.29%					
NAWAKWI Edith Z ,FDD	68	0.25%	0.13%					
MIYANDA Godfrey K ,HERITAGE	62	0.23%	0.12%					
CHIPIMO Elias C ,NAREP	46	0.17%	0.09%					
MAGANDE Ngandu P ,NMP	45	0.17%	0.09%					
KAUNDA Tilyenji C ,UNIP	39	0.14%	0.08%					
MILUPI Charles L ,ADD	29	0.11%	0.06%					
MUTESA Fredrick ,ZED	8	0.03%	0.02%					
	26,789			300	1.11%	27,089	51,134	52.98%
0000006 KAPIRI MPOSHI								
BANDA Rupiah B ,MMD	17,402	50.01%	20.62%					
SATA Micheal C ,PF	10,329	29.68%	12.24%					
HICHILEMA Hakainde ,UPND	5,786	16.63%	6.86%					
CHIPIMO Elias C ,NAREP	85	0.24%	0.10%					
KAUNDA Tilyenji C ,UNIP	82	0.24%	0.10%					
MAGANDE Ngandu P ,NMP	53	0.15%	0.06%					
MIYANDA Godfrey K ,HERITAGE	42	0.12%	0.05%					
MILUPI Charles L ,ADD	39	0.11%	0.05%					
NAWAKWI Edith Z ,FDD	29	0.08%	0.03%					
MUTESA Fredrick ,ZED	18	0.05%	0.02%					

Province: CENTRAL

Candidate	Votes Received	% Against Votes Cast	% against Registered Voters	Rejected Ballot Papers	Rejected Ballot Papers %	Total Votes Cast	Total Registered Voters	Percentage Poll
	33,865			934	2.68%	34,799	84,386	41.24%
0000007 MKUSHI NORTH								
BANDA Rupiah B ,MMD	9,323	54.86%	24.56%					
SATA Micheal C ,PF	5,533	32.56%	14.57%					
HICHILEMA Hakainde ,UPND	1,474	8.67%	3.88%					
CHIPIMO Elias C ,NAREP	46	0.27%	0.12%					
NAWAKWI Edith Z ,FDD	38	0.22%	0.10%					
MAGANDE Ngandu P ,NMP	29	0.17%	0.08%					
KAUNDA Tilyenji C ,UNIP	26	0.15%	0.07%					
MIYANDA Godfrey K ,HERITAGE	23	0.14%	0.06%					
MILUPI Charles L ,ADD	18	0.11%	0.05%					
MUTESA Fredrick ,ZED	6	0.04%	0.02%					
	16,516			477	2.81%	16,993	37,967	44.76%
0000008 MKUSHI SOUTH								
BANDA Rupiah B ,MMD	3,978	63.32%	31.10%					
SATA Micheal C ,PF	1,144	18.21%	8.94%					
HICHILEMA Hakainde ,UPND	1,006	16.01%	7.86%					
CHIPIMO Elias C ,NAREP	23	0.37%	0.18%					
MAGANDE Ngandu P ,NMP	11	0.18%	0.09%					
KAUNDA Tilyenji C ,UNIP	11	0.18%	0.09%					
MIYANDA Godfrey K ,HERITAGE	8	0.13%	0.06%					
MUTESA Fredrick ,ZED	4	0.06%	0.03%					
MILUPI Charles L ,ADD	2	0.03%	0.02%					
NAWAKWI Edith Z ,FDD	2	0.03%	0.02%					

Province: CENTRAL

Candidate	Votes Received	% Against Votes Cast	% against Registered Voters	Rejected Ballot Papers	Rejected Ballot Papers %	Total Votes Cast	Total Registered Voters	Percentage Poll
	6,189			93	1.48%	6,282	12,793	49.10%
0000009 MWEMBEZHI								
HICHILEMA Hakainde ,UPND	6,664	53.01%	27.61%					
BANDA Rupiah B ,MMD	4,454	35.43%	18.45%					
SATA Micheal C ,PF	1,295	10.30%	5.37%					
MAGANDE Ngandu P ,NMP	46	0.37%	0.19%					
KAUNDA Tilyenji C ,UNIP	28	0.22%	0.12%					
CHIPIMO Elias C ,NAREP	22	0.18%	0.09%					
MILUPI Charles L ,ADD	20	0.16%	0.08%					
MIYANDA Godfrey K ,HERITAGE	12	0.10%	0.05%					
MUTESA Fredrick ,ZED	5	0.04%	0.02%					
NAWAKWI Edith Z ,FDD	4	0.03%	0.02%					
	12,550			21	0.17%	12,571	24,137	52.08%
0000010 MUMBWA								
BANDA Rupiah B ,MMD	7,487	48.85%	23.25%					
HICHILEMA Hakainde ,UPND	5,308	34.63%	16.48%					
SATA Micheal C ,PF	2,054	13.40%	6.38%					
MAGANDE Ngandu P ,NMP	59	0.38%	0.18%					
CHIPIMO Elias C ,NAREP	37	0.24%	0.11%					
KAUNDA Tilyenji C ,UNIP	36	0.23%	0.11%					
MILUPI Charles L ,ADD	31	0.20%	0.10%					
MIYANDA Godfrey K ,HERITAGE	21	0.14%	0.07%					
NAWAKWI Edith Z ,FDD	14	0.09%	0.04%					
MUTESA Fredrick ,ZED	6	0.04%	0.02%					

Province: CENTRAL

Candidate	Votes Received	% Against Votes Cast	% against Registered Voters	Rejected Ballot Papers	Rejected Ballot Papers %	Total Votes Cast	Total Registered Voters	Percentage Poll
	15,053			273	1.78%	15,326	32,207	47.59%
0000011 NANGOMA								
HICHILEMA Hakainde ,UPND	5,860	47.27%	23.01%					
BANDA Rupiah B ,MMD	5,484	44.24%	21.54%					
SATA Micheal C ,PF	836	6.74%	3.28%					
MILUPI Charles L ,ADD	92	0.74%	0.36%					
NAWAKWI Edith Z ,FDD	27	0.22%	0.11%					
CHIPIMO Elias C ,NAREP	24	0.19%	0.09%					
KAUNDA Tilyenji C ,UNIP	18	0.15%	0.07%					
MIYANDA Godfrey K ,HERITAGE	14	0.11%	0.05%					
MAGANDE Ngandu P ,NMP	12	0.10%	0.05%					
MUTESA Fredrick ,ZED	2	0.02%	0.01%					
	12,369			27	0.22%	12,396	25,463	48.68%
0000012 CHITAMBO								
BANDA Rupiah B ,MMD	4,377	47.14%	22.30%					
SATA Micheal C ,PF	4,280	46.10%	21.81%					
NAWAKWI Edith Z ,FDD	188	2.02%	0.96%					
HICHILEMA Hakainde ,UPND	105	1.13%	0.53%					
MAGANDE Ngandu P ,NMP	34	0.37%	0.17%					
CHIPIMO Elias C ,NAREP	29	0.31%	0.15%					
MILUPI Charles L ,ADD	17	0.18%	0.09%					
KAUNDA Tilyenji C ,UNIP	17	0.18%	0.09%					
MIYANDA Godfrey K ,HERITAGE	11	0.12%	0.06%					
MUTESA Fredrick ,ZED	9	0.10%	0.05%					

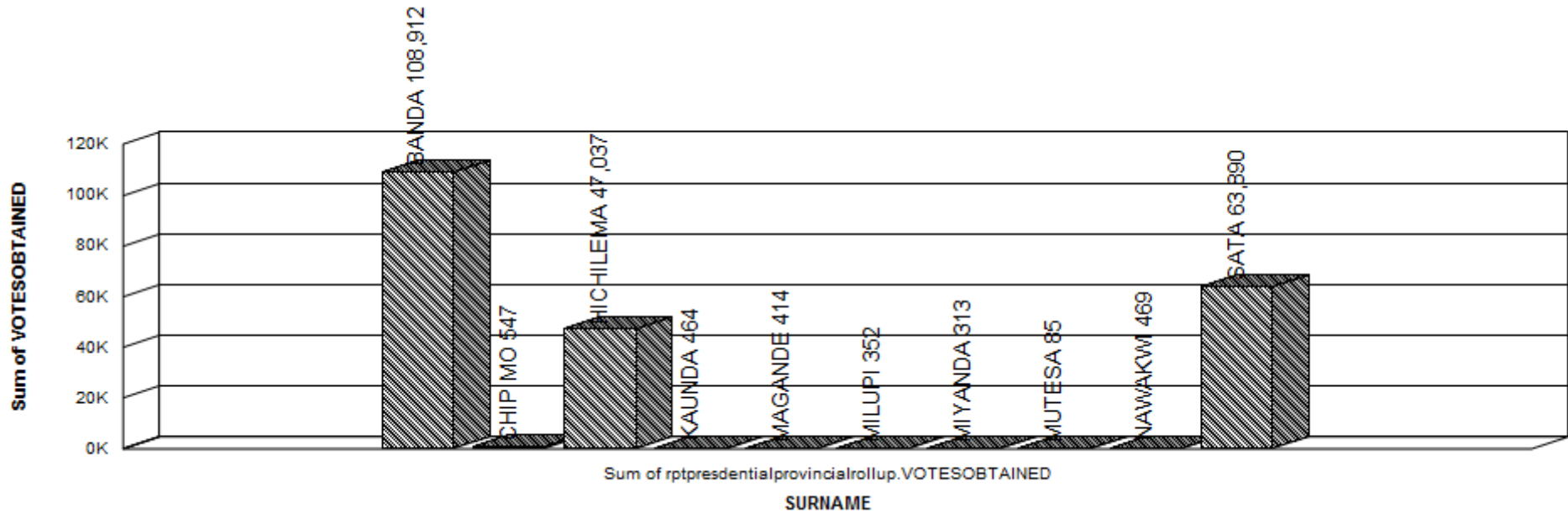
Province: CENTRAL

Candidate	Votes Received	% Against Votes Cast	% against Registered Voters	Rejected Ballot Papers	Rejected Ballot Papers %	Total Votes Cast	Total Registered Voters	Percentage Poll
	9,067			218	2.35%	9,285	19,628	47.30%
0000013 MUCHINGA								
BANDA Rupiah B ,MMD	6,027	75.69%	37.68%					
SATA Micheal C ,PF	1,481	18.60%	9.26%					
HICHILEMA Hakainde ,UPND	69	0.87%	0.43%					
CHIPIMO Elias C ,NAREP	50	0.63%	0.31%					
MIYANDA Godfrey K ,HERITAGE	17	0.21%	0.11%					
MAGANDE Ngandu P ,NMP	13	0.16%	0.08%					
KAUNDA Tilyenji C ,UNIP	12	0.15%	0.08%					
MILUPI Charles L ,ADD	9	0.11%	0.06%					
NAWAKWI Edith Z ,FDD	8	0.10%	0.05%					
MUTESA Fredrick ,ZED	0	0.00%	0.00%					
	7,686			277	3.48%	7,963	15,996	49.78%
0000014 SERENJE								
BANDA Rupiah B ,MMD	4,851	53.14%	23.99%					
SATA Micheal C ,PF	3,689	40.41%	18.25%					
HICHILEMA Hakainde ,UPND	204	2.23%	1.01%					
CHIPIMO Elias C ,NAREP	19	0.21%	0.09%					
KAUNDA Tilyenji C ,UNIP	18	0.20%	0.09%					
NAWAKWI Edith Z ,FDD	15	0.16%	0.07%					
MAGANDE Ngandu P ,NMP	13	0.14%	0.06%					
MIYANDA Godfrey K ,HERITAGE	11	0.12%	0.05%					
MILUPI Charles L ,ADD	8	0.09%	0.04%					
MUTESA Fredrick ,ZED	4	0.04%	0.02%					

Province: CENTRAL

Candidate	Votes Received	% Against Votes Cast	% against Registered Voters	Rejected Ballot Papers	Rejected Ballot Papers %	Total Votes Cast	Total Registered Voters	Percentage Poll
	8,832			296	3.24%	9,128	20,219	45.15%

CENTRAL Province Candidate	Votes Received	% Against Votes Cast	% against Registered Voters	Rejected Ballot Papers	Rejected Ballot Papers %	Total Votes Cast	Total Registered Voters	Percentage Poll
BANDA Rupiah B	108,912	48.21%	22.60%					
SATA Micheal C	63,890	28.28%	13.25%					
HICHILEMA Hakainde	47,037	20.82%	9.76%					
CHIPIMO Elias C	547	0.24%	0.11%					
NAWAKWI Edith Z	469	0.21%	0.10%					
KAUNDA Tilyenji C	464	0.21%	0.10%					
MAGANDE Ngandu P	414	0.18%	0.09%					
MILUPI Charles L	352	0.16%	0.07%					
MIYANDA Godfrey K	313	0.14%	0.06%					
MUTESA Fredrick	85	0.04%	0.02%					
				3,450	1.53%	225,933	482,013	46.87%



Province: COPPERBELT

Candidate	Votes Received	% Against Votes Cast	% against Registered Voters	Rejected Ballot Papers	Rejected Ballot Papers %	Total Votes Cast	Total Registered Voters	Percentage Poll
00000015 CHILILABOMBWE								
SATA Micheal C ,PF	21,393	77.23%	48.65%					
BANDA Rupiah B ,MMD	4,900	17.69%	11.14%					
HICHILEMA Hakainde ,UPND	775	2.80%	1.76%					
CHIPIMO Elias C ,NAREP	49	0.18%	0.11%					
MAGANDE Ngandu P ,NMP	48	0.17%	0.11%					
NAWAKWI Edith Z ,FDD	45	0.16%	0.10%					
MILUPI Charles L ,ADD	41	0.15%	0.09%					
MIYANDA Godfrey K ,HERITAGE	39	0.14%	0.09%					
KAUNDA Tilyenji C ,UNIP	34	0.12%	0.08%					
MUTESA Fredrick ,ZED	16	0.06%	0.04%					
	27,340			359	1.30%	27,699	43,971	62.99%
00000016 CHINGOLA								
SATA Micheal C ,PF	23,925	70.58%	42.48%					
BANDA Rupiah B ,MMD	7,409	21.86%	13.16%					
HICHILEMA Hakainde ,UPND	1,866	5.50%	3.31%					
CHIPIMO Elias C ,NAREP	63	0.19%	0.11%					
MIYANDA Godfrey K ,HERITAGE	59	0.17%	0.10%					
MAGANDE Ngandu P ,NMP	47	0.14%	0.08%					
KAUNDA Tilyenji C ,UNIP	41	0.12%	0.07%					
NAWAKWI Edith Z ,FDD	37	0.11%	0.07%					
MILUPI Charles L ,ADD	35	0.10%	0.06%					
MUTESA Fredrick ,ZED	9	0.03%	0.02%					
	33,491			406	1.20%	33,897	56,316	60.19%
00000017 NCHANGA								

Province: COPPERBELT

Candidate	Votes Received	% Against Votes Cast	% against Registered Voters	Rejected Ballot Papers	Rejected Ballot Papers %	Total Votes Cast	Total Registered Voters	Percentage Poll
SATA Micheal C ,PF	21,427	81.22%	52.74%					
BANDA Rupiah B ,MMD	2,893	10.97%	7.12%					
NAWAKWI Edith Z ,FDD	871	3.30%	2.14%					
HICHILEMA Hakainde ,UPND	842	3.19%	2.07%					
MIYANDA Godfrey K ,HERITAGE	51	0.19%	0.13%					
KAUNDA Tilyenji C ,UNIP	29	0.11%	0.07%					
CHIPIMO Elias C ,NAREP	26	0.10%	0.06%					
MAGANDE Ngandu P ,NMP	24	0.09%	0.06%					
MILUPI Charles L ,ADD	20	0.08%	0.05%					
MUTESA Fredrick ,ZED	6	0.02%	0.01%					
	26,189			194	0.74%	26,383	40,625	64.94%
0000018 KALULUSHI								
SATA Micheal C ,PF	19,255	66.19%	40.20%					
BANDA Rupiah B ,MMD	7,960	27.36%	16.62%					
HICHILEMA Hakainde ,UPND	1,197	4.11%	2.50%					
CHIPIMO Elias C ,NAREP	72	0.25%	0.15%					
MAGANDE Ngandu P ,NMP	58	0.20%	0.12%					
MILUPI Charles L ,ADD	47	0.16%	0.10%					
MIYANDA Godfrey K ,HERITAGE	31	0.11%	0.06%					
KAUNDA Tilyenji C ,UNIP	31	0.11%	0.06%					
NAWAKWI Edith Z ,FDD	22	0.08%	0.05%					
MUTESA Fredrick ,ZED	10	0.03%	0.02%					
	28,683			409	1.41%	29,092	47,900	60.73%
0000019 CHIMWEMWE								
SATA Micheal C ,PF	20,712	74.24%	45.77%					

Province: COPPERBELT

Candidate	Votes Received	% Against Votes Cast	% against Registered Voters	Rejected Ballot Papers	Rejected Ballot Papers %	Total Votes Cast	Total Registered Voters	Percentage Poll
BANDA Rupiah B ,MMD	6,309	22.61%	13.94%					
HICHILEMA Hakainde ,UPND	688	2.47%	1.52%					
CHIPIMO Elias C ,NAREP	34	0.12%	0.08%					
MILUPI Charles L ,ADD	32	0.11%	0.07%					
MAGANDE Ngandu P ,NMP	30	0.11%	0.07%					
KAUNDA Tilyenji C ,UNIP	24	0.09%	0.05%					
MIYANDA Godfrey K ,HERITAGE	22	0.08%	0.05%					
NAWAKWI Edith Z ,FDD	15	0.05%	0.03%					
MUTESA Fredrick ,ZED	3	0.01%	0.01%					
	27,869			29	0.10%	27,898	45,257	61.64%
0000020 KAMFINSA								
SATA Micheal C ,PF	14,730	72.69%	44.14%					
BANDA Rupiah B ,MMD	4,509	22.25%	13.51%					
HICHILEMA Hakainde ,UPND	666	3.29%	2.00%					
CHIPIMO Elias C ,NAREP	37	0.18%	0.11%					
MAGANDE Ngandu P ,NMP	32	0.16%	0.10%					
MILUPI Charles L ,ADD	27	0.13%	0.08%					
MIYANDA Godfrey K ,HERITAGE	26	0.13%	0.08%					
NAWAKWI Edith Z ,FDD	18	0.09%	0.05%					
KAUNDA Tilyenji C ,UNIP	13	0.06%	0.04%					
MUTESA Fredrick ,ZED	5	0.02%	0.01%					
	20,063			201	0.99%	20,264	33,369	60.73%
0000021 KWACHA								
SATA Micheal C ,PF	24,583	71.46%	44.04%					
BANDA Rupiah B ,MMD	7,890	22.94%	14.14%					

Province: COPPERBELT

Candidate	Votes Received	% Against Votes Cast	% against Registered Voters	Rejected Ballot Papers	Rejected Ballot Papers %	Total Votes Cast	Total Registered Voters	Percentage Poll
HICHILEMA Hakainde ,UPND	1,128	3.28%	2.02%					
CHIPIMO Elias C ,NAREP	104	0.30%	0.19%					
MIYANDA Godfrey K ,HERITAGE	66	0.19%	0.12%					
MILUPI Charles L ,ADD	64	0.19%	0.11%					
MAGANDE Ngandu P ,NMP	60	0.17%	0.11%					
KAUNDA Tilyenji C ,UNIP	34	0.10%	0.06%					
NAWAKWI Edith Z ,FDD	27	0.08%	0.05%					
MUTESA Fredrick ,ZED	18	0.05%	0.03%					
	33,974			425	1.24%	34,399	55,818	61.63%
0000022 NKANA								
SATA Micheal C ,PF	20,391	80.82%	52.16%					
BANDA Rupiah B ,MMD	3,637	14.41%	9.30%					
HICHILEMA Hakainde ,UPND	807	3.20%	2.06%					
CHIPIMO Elias C ,NAREP	44	0.17%	0.11%					
MIYANDA Godfrey K ,HERITAGE	35	0.14%	0.09%					
MAGANDE Ngandu P ,NMP	29	0.11%	0.07%					
MILUPI Charles L ,ADD	28	0.11%	0.07%					
NAWAKWI Edith Z ,FDD	18	0.07%	0.05%					
KAUNDA Tilyenji C ,UNIP	11	0.04%	0.03%					
MUTESA Fredrick ,ZED	9	0.04%	0.02%					
	25,009			222	0.88%	25,231	39,094	64.54%
0000023 WUSAKILE								
SATA Micheal C ,PF	20,768	81.42%	53.57%					
BANDA Rupiah B ,MMD	3,901	15.29%	10.06%					
HICHILEMA Hakainde ,UPND	517	2.03%	1.33%					

Province: COPPERBELT

Candidate	Votes Received	% Against Votes Cast	% against Registered Voters	Rejected Ballot Papers	Rejected Ballot Papers %	Total Votes Cast	Total Registered Voters	Percentage Poll
MILUPI Charles L ,ADD	37	0.15%	0.10%					
NAWAKWI Edith Z ,FDD	23	0.09%	0.06%					
CHIPIMO Elias C ,NAREP	19	0.07%	0.05%					
MIYANDA Godfrey K ,HERITAGE	14	0.05%	0.04%					
KAUNDA Tilyenji C ,UNIP	10	0.04%	0.03%					
MAGANDE Ngandu P ,NMP	9	0.04%	0.02%					
MUTESA Fredrick ,ZED	7	0.03%	0.02%					
	25,305			201	0.79%	25,506	38,766	65.79%
0000024 LUANSHYA								
SATA Micheal C ,PF	15,860	62.57%	35.92%					
BANDA Rupiah B ,MMD	7,603	30.00%	17.22%					
HICHILEMA Hakainde ,UPND	904	3.57%	2.05%					
NAWAKWI Edith Z ,FDD	260	1.03%	0.59%					
MAGANDE Ngandu P ,NMP	90	0.36%	0.20%					
CHIPIMO Elias C ,NAREP	69	0.27%	0.16%					
MIYANDA Godfrey K ,HERITAGE	43	0.17%	0.10%					
KAUNDA Tilyenji C ,UNIP	43	0.17%	0.10%					
MILUPI Charles L ,ADD	19	0.07%	0.04%					
MUTESA Fredrick ,ZED	13	0.05%	0.03%					
	24,904			442	1.74%	25,346	44,159	57.40%
0000025 ROAN								
SATA Micheal C ,PF	12,950	68.41%	44.63%					
BANDA Rupiah B ,MMD	5,301	28.00%	18.27%					
HICHILEMA Hakainde ,UPND	321	1.70%	1.11%					
MAGANDE Ngandu P ,NMP	24	0.13%	0.08%					

Province: COPPERBELT

Candidate	Votes Received	% Against Votes Cast	% against Registered Voters	Rejected Ballot Papers	Rejected Ballot Papers %	Total Votes Cast	Total Registered Voters	Percentage Poll
CHIPIMO Elias C ,NAREP	21	0.11%	0.07%					
NAWAKWI Edith Z ,FDD	20	0.11%	0.07%					
MIYANDA Godfrey K ,HERITAGE	15	0.08%	0.05%					
MILUPI Charles L ,ADD	6	0.03%	0.02%					
KAUNDA Tilyenji C ,UNIP	5	0.03%	0.02%					
MUTESA Fredrick ,ZED	3	0.02%	0.01%					
	18,666			264	1.39%	18,930	29,019	65.23%

0000026 KANKOYO

SATA Micheal C ,PF	9,642	75.10%	46.83%					
BANDA Rupiah B ,MMD	2,794	21.76%	13.57%					
HICHILEMA Hakainde ,UPND	303	2.36%	1.47%					
CHIPIMO Elias C ,NAREP	30	0.23%	0.15%					
MIYANDA Godfrey K ,HERITAGE	15	0.12%	0.07%					
MAGANDE Ngandu P ,NMP	15	0.12%	0.07%					
KAUNDA Tilyenji C ,UNIP	12	0.09%	0.06%					
MILUPI Charles L ,ADD	10	0.08%	0.05%					
NAWAKWI Edith Z ,FDD	5	0.04%	0.02%					
MUTESA Fredrick ,ZED	3	0.02%	0.01%					
	12,829			10	0.08%	12,839	20,591	62.35%

0000027 KANTANSHI

SATA Micheal C ,PF	15,280	80.74%	49.91%					
BANDA Rupiah B ,MMD	3,221	17.02%	10.52%					
HICHILEMA Hakainde ,UPND	277	1.46%	0.90%					
CHIPIMO Elias C ,NAREP	29	0.15%	0.09%					
MILUPI Charles L ,ADD	26	0.14%	0.08%					

Province: COPPERBELT

Candidate	Votes Received	% Against Votes Cast	% against Registered Voters	Rejected Ballot Papers	Rejected Ballot Papers %	Total Votes Cast	Total Registered Voters	Percentage Poll
NAWAKWI Edith Z ,FDD	20	0.11%	0.07%					
MIYANDA Godfrey K ,HERITAGE	20	0.11%	0.07%					
KAUNDA Tilyenji C ,UNIP	18	0.10%	0.06%					
MAGANDE Ngandu P ,NMP	16	0.08%	0.05%					
MUTESA Fredrick ,ZED	9	0.05%	0.03%					
	18,916			8	0.04%	18,924	30,616	61.81%
0000028 MUFULIRA								
SATA Micheal C ,PF	11,318	66.26%	40.21%					
BANDA Rupiah B ,MMD	4,779	27.98%	16.98%					
HICHILEMA Hakainde ,UPND	374	2.19%	1.33%					
KAUNDA Tilyenji C ,UNIP	67	0.39%	0.24%					
CHIPIMO Elias C ,NAREP	44	0.26%	0.16%					
MILUPI Charles L ,ADD	33	0.19%	0.12%					
MAGANDE Ngandu P ,NMP	22	0.13%	0.08%					
MIYANDA Godfrey K ,HERITAGE	19	0.11%	0.07%					
MUTESA Fredrick ,ZED	9	0.05%	0.03%					
NAWAKWI Edith Z ,FDD	5	0.03%	0.02%					
	16,670			410	2.40%	17,080	28,147	60.68%
0000029 KAFULAFUTA								
BANDA Rupiah B ,MMD	6,791	65.43%	35.19%					
SATA Micheal C ,PF	2,762	26.61%	14.31%					
HICHILEMA Hakainde ,UPND	370	3.56%	1.92%					
CHIPIMO Elias C ,NAREP	40	0.39%	0.21%					
MAGANDE Ngandu P ,NMP	22	0.21%	0.11%					
KAUNDA Tilyenji C ,UNIP	12	0.12%	0.06%					

Province: COPPERBELT

Candidate	Votes Received	% Against Votes Cast	% against Registered Voters	Rejected Ballot Papers	Rejected Ballot Papers %	Total Votes Cast	Total Registered Voters	Percentage Poll
NAWAKWI Edith Z ,FDD	11	0.11%	0.06%					
MILUPI Charles L ,ADD	7	0.07%	0.04%					
MUTESA Fredrick ,ZED	6	0.06%	0.03%					
MIYANDA Godfrey K ,HERITAGE	5	0.05%	0.03%					
	10,026			353	3.40%	10,379	19,297	53.79%
0000030 LUFWANYAMA								
BANDA Rupiah B ,MMD	8,244	59.32%	24.53%					
SATA Micheal C ,PF	3,362	24.19%	10.00%					
HICHILEMA Hakainde ,UPND	1,596	11.48%	4.75%					
CHIPIMO Elias C ,NAREP	33	0.24%	0.10%					
NAWAKWI Edith Z ,FDD	28	0.20%	0.08%					
MAGANDE Ngandu P ,NMP	27	0.19%	0.08%					
MIYANDA Godfrey K ,HERITAGE	26	0.19%	0.08%					
KAUNDA Tilyenji C ,UNIP	25	0.18%	0.07%					
MILUPI Charles L ,ADD	12	0.09%	0.04%					
MUTESA Fredrick ,ZED	8	0.06%	0.02%					
	13,361			537	3.86%	13,898	33,608	41.35%
0000031 MASAITI								
BANDA Rupiah B ,MMD	9,824	73.66%	37.26%					
SATA Micheal C ,PF	2,883	21.62%	10.93%					
HICHILEMA Hakainde ,UPND	500	3.75%	1.90%					
MILUPI Charles L ,ADD	38	0.28%	0.14%					
CHIPIMO Elias C ,NAREP	20	0.15%	0.08%					
NAWAKWI Edith Z ,FDD	15	0.11%	0.06%					
KAUNDA Tilyenji C ,UNIP	14	0.10%	0.05%					

Province: COPPERBELT

Candidate	Votes Received	% Against Votes Cast	% against Registered Voters	Rejected Ballot Papers	Rejected Ballot Papers %	Total Votes Cast	Total Registered Voters	Percentage Poll
MAGANDE Ngandu P ,NMP	14	0.10%	0.05%					
MIYANDA Godfrey K ,HERITAGE	8	0.06%	0.03%					
MUTESA Fredrick ,ZED	2	0.01%	0.01%					
	13,318			19	0.14%	13,337	26,367	50.58%
0000032 MPONGWE								
BANDA Rupiah B ,MMD	9,053	61.17%	26.13%					
SATA Micheal C ,PF	4,073	27.52%	11.76%					
HICHILEMA Hakainde ,UPND	1,238	8.36%	3.57%					
CHIPIMO Elias C ,NAREP	33	0.22%	0.10%					
KAUNDA Tilyenji C ,UNIP	30	0.20%	0.09%					
MILUPI Charles L ,ADD	29	0.20%	0.08%					
MAGANDE Ngandu P ,NMP	14	0.09%	0.04%					
NAWAKWI Edith Z ,FDD	13	0.09%	0.04%					
MIYANDA Godfrey K ,HERITAGE	8	0.05%	0.02%					
MUTESA Fredrick ,ZED	5	0.03%	0.01%					
	14,496			304	2.05%	14,800	34,642	42.72%
0000033 BWANA MKUBWA								
SATA Micheal C ,PF	18,376	73.50%	42.05%					
BANDA Rupiah B ,MMD	5,567	22.27%	12.74%					
HICHILEMA Hakainde ,UPND	804	3.22%	1.84%					
CHIPIMO Elias C ,NAREP	65	0.26%	0.15%					
MAGANDE Ngandu P ,NMP	43	0.17%	0.10%					
KAUNDA Tilyenji C ,UNIP	29	0.12%	0.07%					
MIYANDA Godfrey K ,HERITAGE	29	0.12%	0.07%					
MILUPI Charles L ,ADD	21	0.08%	0.05%					

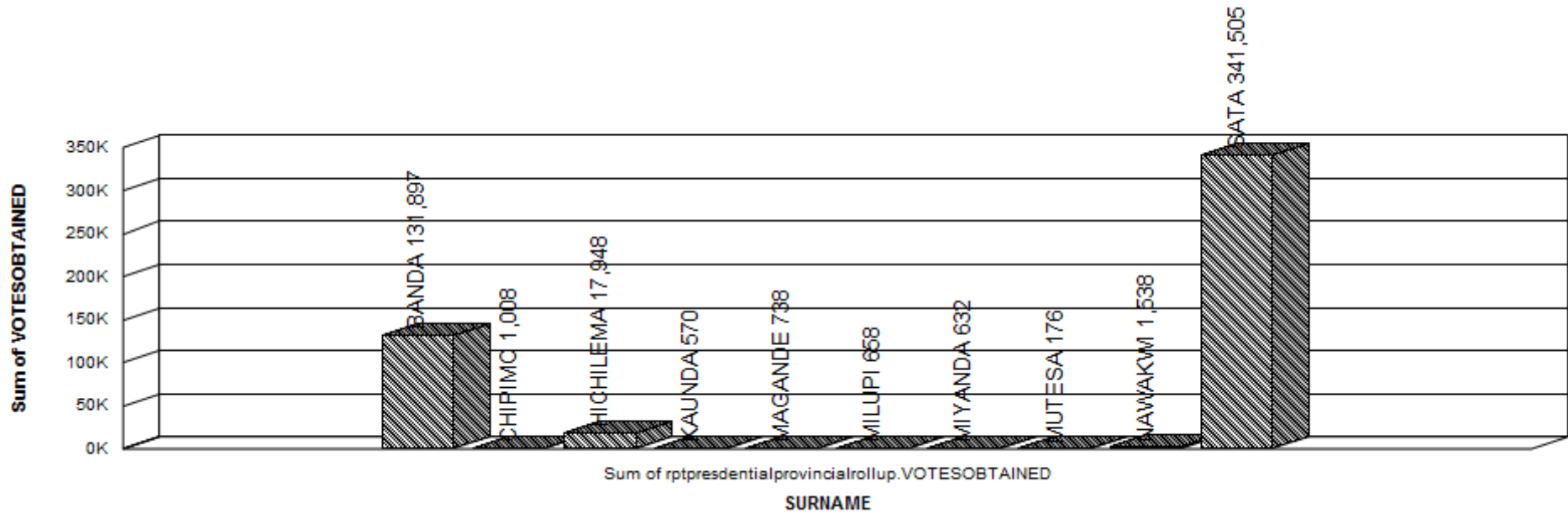
Province: COPPERBELT

Candidate	Votes Received	% Against Votes Cast	% against Registered Voters	Rejected Ballot Papers	Rejected Ballot Papers %	Total Votes Cast	Total Registered Voters	Percentage Poll
NAWAKWI Edith Z ,FDD	20	0.08%	0.05%					
MUTESA Fredrick ,ZED	6	0.02%	0.01%					
	24,960			43	0.17%	25,003	43,701	57.21%
00000034 CHIFUBU								
SATA Micheal C ,PF	18,519	67.15%	43.23%					
BANDA Rupiah B ,MMD	7,690	27.88%	17.95%					
HICHILEMA Hakainde ,UPND	710	2.57%	1.66%					
CHIPIMO Elias C ,NAREP	38	0.14%	0.09%					
KAUNDA Tilyenji C ,UNIP	27	0.10%	0.06%					
MAGANDE Ngandu P ,NMP	25	0.09%	0.06%					
NAWAKWI Edith Z ,FDD	23	0.08%	0.05%					
MIYANDA Godfrey K ,HERITAGE	21	0.08%	0.05%					
MILUPI Charles L ,ADD	14	0.05%	0.03%					
MUTESA Fredrick ,ZED	11	0.04%	0.03%					
	27,078			501	1.82%	27,579	42,842	64.37%
00000035 KABUSHI								
SATA Micheal C ,PF	19,004	77.40%	46.99%					
BANDA Rupiah B ,MMD	4,319	17.59%	10.68%					
HICHILEMA Hakainde ,UPND	656	2.67%	1.62%					
MAGANDE Ngandu P ,NMP	31	0.13%	0.08%					
CHIPIMO Elias C ,NAREP	29	0.12%	0.07%					
KAUNDA Tilyenji C ,UNIP	23	0.09%	0.06%					
MIYANDA Godfrey K ,HERITAGE	19	0.08%	0.05%					
NAWAKWI Edith Z ,FDD	16	0.07%	0.04%					
MILUPI Charles L ,ADD	14	0.06%	0.03%					

Province: COPPERBELT

Candidate	Votes Received	% Against Votes Cast	% against Registered Voters	Rejected Ballot Papers	Rejected Ballot Papers %	Total Votes Cast	Total Registered Voters	Percentage Poll
MUTESA Fredrick ,ZED	5	0.02%	0.01%					
	24,116			436	1.78%	24,552	40,442	60.71%
0000036 NDOLA CENTRAL								
SATA Micheal C ,PF	20,292	67.55%	39.77%					
BANDA Rupiah B ,MMD	7,303	24.31%	14.31%					
HICHILEMA Hakainde ,UPND	1,409	4.69%	2.76%					
CHIPIMO Elias C ,NAREP	109	0.36%	0.21%					
MILUPI Charles L ,ADD	98	0.33%	0.19%					
MIYANDA Godfrey K ,HERITAGE	61	0.20%	0.12%					
MAGANDE Ngandu P ,NMP	58	0.19%	0.11%					
KAUNDA Tilyenji C ,UNIP	38	0.13%	0.07%					
NAWAKWI Edith Z ,FDD	26	0.09%	0.05%					
MUTESA Fredrick ,ZED	13	0.04%	0.03%					
	29,407			632	2.10%	30,039	51,022	58.87%

COPPERBELT Province Candidate	Votes Received	% Against Votes Cast	% against Registered Voters	Rejected Ballot Papers	Rejected Ballot Papers %	Total Votes Cast	Total Registered Voters	Percentage Poll
SATA Micheal C	341,505	67.88%	40.39%					
BANDA Rupiah B	131,897	26.22%	15.60%					
HICHILEMA Hakainde	17,948	3.57%	2.12%					
NAWAKWI Edith Z	1,538	0.31%	0.18%					
CHIPIMO Elias C	1,008	0.20%	0.12%					
MAGANDE Ngandu P	738	0.15%	0.09%					
MILUPI Charles L	658	0.13%	0.08%					
MIYANDA Godfrey K	632	0.13%	0.07%					
KAUNDA Tilyenji C	570	0.11%	0.07%					
MUTESA Fredrick	176	0.03%	0.02%					
				6,405	1.27%	503,075	845,569	59.50%



Province: EASTERN

Candidate	Votes Received	% Against Votes Cast	% against Registered Voters	Rejected Ballot Papers	Rejected Ballot Papers %	Total Votes Cast	Total Registered Voters	Percentage Poll
00000037 CHADIZA								
BANDA Rupiah B ,MMD	8,862	74.14%	38.03%					
SATA Micheal C ,PF	1,495	12.51%	6.41%					
HICHILEMA Hakainde ,UPND	1,106	9.25%	4.75%					
KAUNDA Tilyenji C ,UNIP	202	1.69%	0.87%					
CHIPIMO Elias C ,NAREP	83	0.69%	0.36%					
MAGANDE Ngandu P ,NMP	56	0.47%	0.24%					
MILUPI Charles L ,ADD	52	0.44%	0.22%					
MIYANDA Godfrey K ,HERITAGE	36	0.30%	0.15%					
MUTESA Fredrick ,ZED	19	0.16%	0.08%					
NAWAKWI Edith Z ,FDD	8	0.07%	0.03%					
	11,919			34	0.28%	11,953	23,305	51.29%
00000038 VUBWI								
BANDA Rupiah B ,MMD	6,628	78.87%	36.65%					
SATA Micheal C ,PF	711	8.46%	3.93%					
HICHILEMA Hakainde ,UPND	558	6.64%	3.09%					
CHIPIMO Elias C ,NAREP	52	0.62%	0.29%					
KAUNDA Tilyenji C ,UNIP	48	0.57%	0.27%					
MAGANDE Ngandu P ,NMP	33	0.39%	0.18%					
MILUPI Charles L ,ADD	33	0.39%	0.18%					
MIYANDA Godfrey K ,HERITAGE	23	0.27%	0.13%					
NAWAKWI Edith Z ,FDD	16	0.19%	0.09%					
MUTESA Fredrick ,ZED	6	0.07%	0.03%					
	8,108			296	3.52%	8,404	18,084	46.47%
00000039 CHAMA NORTH								

Province: EASTERN

Candidate	Votes Received	% Against Votes Cast	% against Registered Voters	Rejected Ballot Papers	Rejected Ballot Papers %	Total Votes Cast	Total Registered Voters	Percentage Poll
BANDA Rupiah B ,MMD	6,373	47.89%	27.43%					
SATA Micheal C ,PF	5,591	42.02%	24.06%					
HICHILEMA Hakainde ,UPND	295	2.22%	1.27%					
KAUNDA Tilyenji C ,UNIP	158	1.19%	0.68%					
NAWAKWI Edith Z ,FDD	144	1.08%	0.62%					
CHIPIMO Elias C ,NAREP	88	0.66%	0.38%					
MAGANDE Ngandu P ,NMP	73	0.55%	0.31%					
MILUPI Charles L ,ADD	55	0.41%	0.24%					
MIYANDA Godfrey K ,HERITAGE	41	0.31%	0.18%					
MUTESA Fredrick ,ZED	37	0.28%	0.16%					
	12,855			452	3.40%	13,307	23,234	57.27%
00000040 CHAMA SOUTH								
BANDA Rupiah B ,MMD	5,925	47.79%	28.09%					
SATA Micheal C ,PF	5,263	42.45%	24.95%					
HICHILEMA Hakainde ,UPND	552	4.45%	2.62%					
CHIPIMO Elias C ,NAREP	86	0.69%	0.41%					
KAUNDA Tilyenji C ,UNIP	67	0.54%	0.32%					
NAWAKWI Edith Z ,FDD	47	0.38%	0.22%					
MAGANDE Ngandu P ,NMP	39	0.31%	0.18%					
MIYANDA Godfrey K ,HERITAGE	35	0.28%	0.17%					
MUTESA Fredrick ,ZED	25	0.20%	0.12%					
MILUPI Charles L ,ADD	14	0.11%	0.07%					
	12,053			345	2.78%	12,398	21,092	58.78%
00000041 CHIPANGALI								
BANDA Rupiah B ,MMD	16,008	86.40%	39.96%					

Province: EASTERN

Candidate	Votes Received	% Against Votes Cast	% against Registered Voters	Rejected Ballot Papers	Rejected Ballot Papers %	Total Votes Cast	Total Registered Voters	Percentage Poll
SATA Micheal C ,PF	1,700	9.18%	4.24%					
HICHILEMA Hakainde ,UPND	429	2.32%	1.07%					
CHIPIMO Elias C ,NAREP	88	0.47%	0.22%					
KAUNDA Tilyenji C ,UNIP	67	0.36%	0.17%					
MILUPI Charles L ,ADD	63	0.34%	0.16%					
MAGANDE Ngandu P ,NMP	37	0.20%	0.09%					
MIYANDA Godfrey K ,HERITAGE	26	0.14%	0.06%					
MUTESA Fredrick ,ZED	24	0.13%	0.06%					
NAWAKWI Edith Z ,FDD	14	0.08%	0.03%					
	18,456			71	0.38%	18,527	40,063	46.24%
00000042 CHIPATA CENTRAL								
BANDA Rupiah B ,MMD	15,698	61.16%	31.56%					
SATA Micheal C ,PF	8,910	34.71%	17.91%					
HICHILEMA Hakainde ,UPND	712	2.77%	1.43%					
KAUNDA Tilyenji C ,UNIP	69	0.27%	0.14%					
CHIPIMO Elias C ,NAREP	47	0.18%	0.09%					
MAGANDE Ngandu P ,NMP	36	0.14%	0.07%					
MIYANDA Godfrey K ,HERITAGE	32	0.12%	0.06%					
MILUPI Charles L ,ADD	25	0.10%	0.05%					
NAWAKWI Edith Z ,FDD	16	0.06%	0.03%					
MUTESA Fredrick ,ZED	11	0.04%	0.02%					
	25,556			111	0.43%	25,667	49,744	51.60%
00000043 KASENENGWA								
BANDA Rupiah B ,MMD	19,387	85.76%	46.39%					
SATA Micheal C ,PF	1,640	7.25%	3.92%					

Province: EASTERN

Candidate	Votes Received	% Against Votes Cast	% against Registered Voters	Rejected Ballot Papers	Rejected Ballot Papers %	Total Votes Cast	Total Registered Voters	Percentage Poll
HICHILEMA Hakainde ,UPND	249	1.10%	0.60%					
CHIPIMO Elias C ,NAREP	113	0.50%	0.27%					
KAUNDA Tilyenji C ,UNIP	99	0.44%	0.24%					
NAWAKWI Edith Z ,FDD	87	0.38%	0.21%					
MAGANDE Ngandu P ,NMP	45	0.20%	0.11%					
MILUPI Charles L ,ADD	43	0.19%	0.10%					
MIYANDA Godfrey K ,HERITAGE	30	0.13%	0.07%					
MUTESA Fredrick ,ZED	19	0.08%	0.05%					
	21,712			894	3.95%	22,606	41,795	54.09%
0000044 LUANGENI								
BANDA Rupiah B ,MMD	13,743	81.64%	43.90%					
SATA Micheal C ,PF	1,718	10.21%	5.49%					
HICHILEMA Hakainde ,UPND	595	3.53%	1.90%					
KAUNDA Tilyenji C ,UNIP	276	1.64%	0.88%					
CHIPIMO Elias C ,NAREP	79	0.47%	0.25%					
NAWAKWI Edith Z ,FDD	79	0.47%	0.25%					
MAGANDE Ngandu P ,NMP	52	0.31%	0.17%					
MILUPI Charles L ,ADD	39	0.23%	0.12%					
MIYANDA Godfrey K ,HERITAGE	29	0.17%	0.09%					
MUTESA Fredrick ,ZED	24	0.14%	0.08%					
	16,634			199	1.18%	16,833	31,303	53.77%
0000045 MILANZI								
BANDA Rupiah B ,MMD	9,841	69.60%	36.52%					
SATA Micheal C ,PF	1,993	14.09%	7.40%					
HICHILEMA Hakainde ,UPND	937	6.63%	3.48%					

Province: EASTERN

Candidate	Votes Received	% Against Votes Cast	% against Registered Voters	Rejected Ballot Papers	Rejected Ballot Papers %	Total Votes Cast	Total Registered Voters	Percentage Poll
KAUNDA Tilyenji C ,UNIP	542	3.83%	2.01%					
CHIPIMO Elias C ,NAREP	109	0.77%	0.40%					
MILUPI Charles L ,ADD	66	0.47%	0.24%					
MAGANDE Ngandu P ,NMP	56	0.40%	0.21%					
MIYANDA Godfrey K ,HERITAGE	46	0.33%	0.17%					
MUTESA Fredrick ,ZED	45	0.32%	0.17%					
NAWAKWI Edith Z ,FDD	33	0.23%	0.12%					
	13,668			472	3.34%	14,140	26,945	52.48%
00000046 MKAIKA								
BANDA Rupiah B ,MMD	12,980	76.32%	38.05%					
SATA Micheal C ,PF	2,644	15.55%	7.75%					
HICHILEMA Hakainde ,UPND	306	1.80%	0.90%					
KAUNDA Tilyenji C ,UNIP	157	0.92%	0.46%					
MIYANDA Godfrey K ,HERITAGE	62	0.36%	0.18%					
CHIPIMO Elias C ,NAREP	61	0.36%	0.18%					
NAWAKWI Edith Z ,FDD	60	0.35%	0.18%					
MAGANDE Ngandu P ,NMP	48	0.28%	0.14%					
MILUPI Charles L ,ADD	47	0.28%	0.14%					
MUTESA Fredrick ,ZED	41	0.24%	0.12%					
	16,406			601	3.53%	17,007	34,112	49.86%
00000047 SINDA								
BANDA Rupiah B ,MMD	13,513	85.51%	41.99%					
SATA Micheal C ,PF	816	5.16%	2.54%					
HICHILEMA Hakainde ,UPND	285	1.80%	0.89%					
CHIPIMO Elias C ,NAREP	173	1.09%	0.54%					

Province: EASTERN

Candidate	Votes Received	% Against Votes Cast	% against Registered Voters	Rejected Ballot Papers	Rejected Ballot Papers %	Total Votes Cast	Total Registered Voters	Percentage Poll
KAUNDA Tilyenji C ,UNIP	87	0.55%	0.27%					
NAWAKWI Edith Z ,FDD	86	0.54%	0.27%					
MAGANDE Ngandu P ,NMP	48	0.30%	0.15%					
MILUPI Charles L ,ADD	44	0.28%	0.14%					
MIYANDA Godfrey K ,HERITAGE	43	0.27%	0.13%					
MUTESA Fredrick ,ZED	35	0.22%	0.11%					
	15,130			673	4.26%	15,803	32,178	49.11%
00000048 CHASEFU								
BANDA Rupiah B ,MMD	12,800	71.13%	32.97%					
SATA Micheal C ,PF	2,449	13.61%	6.31%					
HICHILEMA Hakainde ,UPND	823	4.57%	2.12%					
NAWAKWI Edith Z ,FDD	506	2.81%	1.30%					
CHIPIMO Elias C ,NAREP	329	1.83%	0.85%					
KAUNDA Tilyenji C ,UNIP	245	1.36%	0.63%					
MAGANDE Ngandu P ,NMP	98	0.54%	0.25%					
MILUPI Charles L ,ADD	57	0.32%	0.15%					
MUTESA Fredrick ,ZED	57	0.32%	0.15%					
MIYANDA Godfrey K ,HERITAGE	47	0.26%	0.12%					
	17,411			585	3.25%	17,996	38,818	46.36%
00000049 LUMEZI								
BANDA Rupiah B ,MMD	10,671	62.47%	28.35%					
SATA Micheal C ,PF	5,003	29.29%	13.29%					
HICHILEMA Hakainde ,UPND	910	5.33%	2.42%					
KAUNDA Tilyenji C ,UNIP	150	0.88%	0.40%					
CHIPIMO Elias C ,NAREP	83	0.49%	0.22%					

Province: EASTERN

Candidate	Votes Received	% Against Votes Cast	% against Registered Voters	Rejected Ballot Papers	Rejected Ballot Papers %	Total Votes Cast	Total Registered Voters	Percentage Poll
NAWAKWI Edith Z ,FDD	73	0.43%	0.19%					
MAGANDE Ngandu P ,NMP	61	0.36%	0.16%					
MUTESA Fredrick ,ZED	48	0.28%	0.13%					
MILUPI Charles L ,ADD	27	0.16%	0.07%					
MIYANDA Godfrey K ,HERITAGE	20	0.12%	0.05%					
	17,046			37	0.22%	17,083	37,638	45.39%
00000050 LUNDAZI								
BANDA Rupiah B ,MMD	17,075	68.61%	35.09%					
SATA Micheal C ,PF	5,175	20.79%	10.64%					
KAUNDA Tilyenji C ,UNIP	968	3.89%	1.99%					
HICHILEMA Hakainde ,UPND	790	3.17%	1.62%					
CHIPIMO Elias C ,NAREP	212	0.85%	0.44%					
MAGANDE Ngandu P ,NMP	161	0.65%	0.33%					
MILUPI Charles L ,ADD	144	0.58%	0.30%					
NAWAKWI Edith Z ,FDD	131	0.53%	0.27%					
MUTESA Fredrick ,ZED	81	0.33%	0.17%					
MIYANDA Godfrey K ,HERITAGE	61	0.25%	0.13%					
	24,798			90	0.36%	24,888	48,658	51.15%
00000051 MALAMBO								
BANDA Rupiah B ,MMD	11,291	75.31%	40.20%					
SATA Micheal C ,PF	2,925	19.51%	10.41%					
HICHILEMA Hakainde ,UPND	397	2.65%	1.41%					
KAUNDA Tilyenji C ,UNIP	148	0.99%	0.53%					
CHIPIMO Elias C ,NAREP	40	0.27%	0.14%					
MIYANDA Godfrey K ,HERITAGE	35	0.23%	0.12%					

Province: EASTERN

Candidate	Votes Received	% Against Votes Cast	% against Registered Voters	Rejected Ballot Papers	Rejected Ballot Papers %	Total Votes Cast	Total Registered Voters	Percentage Poll
MILUPI Charles L ,ADD	33	0.22%	0.12%					
MAGANDE Ngandu P ,NMP	33	0.22%	0.12%					
MUTESA Fredrick ,ZED	22	0.15%	0.08%					
NAWAKWI Edith Z ,FDD	17	0.11%	0.06%					
	14,941			51	0.34%	14,992	28,088	53.38%
0000052 NYIMBA								
BANDA Rupiah B ,MMD	10,124	68.60%	30.52%					
SATA Micheal C ,PF	3,267	22.14%	9.85%					
HICHILEMA Hakainde ,UPND	791	5.36%	2.38%					
KAUNDA Tilyenji C ,UNIP	124	0.84%	0.37%					
CHIPIMO Elias C ,NAREP	45	0.30%	0.14%					
MAGANDE Ngandu P ,NMP	24	0.16%	0.07%					
MILUPI Charles L ,ADD	23	0.16%	0.07%					
NAWAKWI Edith Z ,FDD	20	0.14%	0.06%					
MIYANDA Godfrey K ,HERITAGE	16	0.11%	0.05%					
MUTESA Fredrick ,ZED	15	0.10%	0.05%					
	14,449			308	2.09%	14,757	33,170	44.49%
0000053 KAPOCHE								
BANDA Rupiah B ,MMD	12,323	74.62%	30.48%					
SATA Micheal C ,PF	2,739	16.58%	6.77%					
HICHILEMA Hakainde ,UPND	433	2.62%	1.07%					
KAUNDA Tilyenji C ,UNIP	176	1.07%	0.44%					
CHIPIMO Elias C ,NAREP	96	0.58%	0.24%					
MUTESA Fredrick ,ZED	57	0.35%	0.14%					
MAGANDE Ngandu P ,NMP	53	0.32%	0.13%					

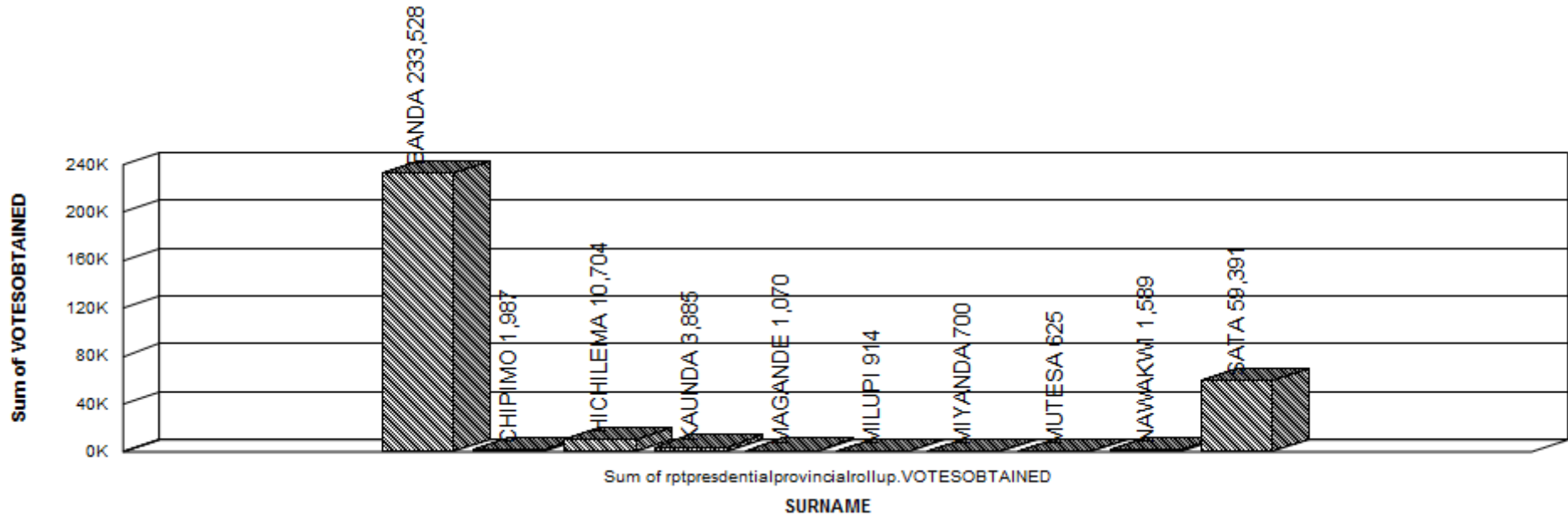
Province: EASTERN

Candidate	Votes Received	% Against Votes Cast	% against Registered Voters	Rejected Ballot Papers	Rejected Ballot Papers %	Total Votes Cast	Total Registered Voters	Percentage Poll
MILUPI Charles L ,ADD	42	0.25%	0.10%					
MIYANDA Godfrey K ,HERITAGE	26	0.16%	0.06%					
NAWAKWI Edith Z ,FDD	19	0.12%	0.05%					
	15,964			551	3.34%	16,515	40,435	40.84%
00000054 MSANZALA								
BANDA Rupiah B ,MMD	13,353	83.71%	45.38%					
SATA Micheal C ,PF	1,472	9.23%	5.00%					
HICHILEMA Hakainde ,UPND	258	1.62%	0.88%					
CHIPIMO Elias C ,NAREP	107	0.67%	0.36%					
KAUNDA Tilyenji C ,UNIP	95	0.60%	0.32%					
MAGANDE Ngandu P ,NMP	63	0.39%	0.21%					
MILUPI Charles L ,ADD	56	0.35%	0.19%					
MIYANDA Godfrey K ,HERITAGE	32	0.20%	0.11%					
MUTESA Fredrick ,ZED	26	0.16%	0.09%					
NAWAKWI Edith Z ,FDD	19	0.12%	0.06%					
	15,481			470	2.95%	15,951	29,428	54.20%
00000055 PETAUKE								
BANDA Rupiah B ,MMD	16,933	74.17%	36.31%					
SATA Micheal C ,PF	3,880	17.00%	8.32%					
HICHILEMA Hakainde ,UPND	278	1.22%	0.60%					
NAWAKWI Edith Z ,FDD	214	0.94%	0.46%					
KAUNDA Tilyenji C ,UNIP	207	0.91%	0.44%					
CHIPIMO Elias C ,NAREP	96	0.42%	0.21%					
MIYANDA Godfrey K ,HERITAGE	60	0.26%	0.13%					
MAGANDE Ngandu P ,NMP	54	0.24%	0.12%					

Province: EASTERN

Candidate	Votes Received	% Against Votes Cast	% against Registered Voters	Rejected Ballot Papers	Rejected Ballot Papers %	Total Votes Cast	Total Registered Voters	Percentage Poll
MILUPI Charles L ,ADD	51	0.22%	0.11%					
MUTESA Fredrick ,ZED	33	0.14%	0.07%					
	21,806			1,024	4.49%	22,830	46,635	48.95%

EASTERN Province Candidate	Votes Received	% Against Votes Cast	% against Registered Voters	Rejected Ballot Papers	Rejected Ballot Papers %	Total Votes Cast	Total Registered Voters	Percentage Poll
BANDA Rupiah B	233,528	72.60%	36.22%					
SATA Micheal C	59,391	18.46%	9.21%					
HICHILEMA Hakainde	10,704	3.33%	1.66%					
KAUNDA Tilyenji C	3,885	1.21%	0.60%					
CHIPIMO Elias C	1,987	0.62%	0.31%					
NAWAKWI Edith Z	1,589	0.49%	0.25%					
MAGANDE Ngandu P	1,070	0.33%	0.17%					
MILUPI Charles L	914	0.28%	0.14%					
MIYANDA Godfrey K	700	0.22%	0.11%					
MUTESA Fredrick	625	0.19%	0.10%					
				7,264	2.26%	321,657	644,725	49.89%



Province: LUAPULA

Candidate	Votes Received	% Against Votes Cast	% against Registered Voters	Rejected Ballot Papers	Rejected Ballot Papers %	Total Votes Cast	Total Registered Voters	Percentage Poll
0000056 KAWAMBWA								
SATA Micheal C ,PF	7,654	66.59%	40.10%					
BANDA Rupiah B ,MMD	3,622	31.51%	18.98%					
HICHILEMA Hakainde ,UPND	53	0.46%	0.28%					
NAWAKWI Edith Z ,FDD	45	0.39%	0.24%					
MAGANDE Ngandu P ,NMP	28	0.24%	0.15%					
CHIPIMO Elias C ,NAREP	26	0.23%	0.14%					
KAUNDA Tilyenji C ,UNIP	26	0.23%	0.14%					
MUTESA Fredrick ,ZED	7	0.06%	0.04%					
MILUPI Charles L ,ADD	7	0.06%	0.04%					
MIYANDA Godfrey K ,HERITAGE	5	0.04%	0.03%					
	11,473			21	0.18%	11,494	19,086	60.22%
0000057 MWANSABOMBWE								
SATA Micheal C ,PF	8,960	81.82%	43.68%					
BANDA Rupiah B ,MMD	1,807	16.50%	8.81%					
HICHILEMA Hakainde ,UPND	63	0.58%	0.31%					
CHIPIMO Elias C ,NAREP	29	0.26%	0.14%					
MILUPI Charles L ,ADD	18	0.16%	0.09%					
KAUNDA Tilyenji C ,UNIP	16	0.15%	0.08%					
NAWAKWI Edith Z ,FDD	15	0.14%	0.07%					
MAGANDE Ngandu P ,NMP	13	0.12%	0.06%					
MUTESA Fredrick ,ZED	8	0.07%	0.04%					
MIYANDA Godfrey K ,HERITAGE	7	0.06%	0.03%					
	10,936			15	0.14%	10,951	20,515	53.38%
0000058 PAMBASHE								

Province: LUAPULA

Candidate	Votes Received	% Against Votes Cast	% against Registered Voters	Rejected Ballot Papers	Rejected Ballot Papers %	Total Votes Cast	Total Registered Voters	Percentage Poll
SATA Micheal C ,PF	6,794	75.63%	45.36%					
BANDA Rupiah B ,MMD	1,863	20.74%	12.44%					
KAUNDA Tilyenji C ,UNIP	82	0.91%	0.55%					
HICHILEMA Hakainde ,UPND	52	0.58%	0.35%					
CHIPIMO Elias C ,NAREP	48	0.53%	0.32%					
MAGANDE Ngandu P ,NMP	42	0.47%	0.28%					
MUTESA Fredrick ,ZED	28	0.31%	0.19%					
MILUPI Charles L ,ADD	24	0.27%	0.16%					
MIYANDA Godfrey K ,HERITAGE	19	0.21%	0.13%					
NAWAKWI Edith Z ,FDD	8	0.09%	0.05%					
	8,960			23	0.26%	8,983	14,978	59.97%
0000059 BAHATI								
SATA Micheal C ,PF	14,522	80.37%	44.94%					
BANDA Rupiah B ,MMD	3,146	17.41%	9.74%					
HICHILEMA Hakainde ,UPND	141	0.78%	0.44%					
MAGANDE Ngandu P ,NMP	55	0.30%	0.17%					
KAUNDA Tilyenji C ,UNIP	49	0.27%	0.15%					
MILUPI Charles L ,ADD	40	0.22%	0.12%					
CHIPIMO Elias C ,NAREP	32	0.18%	0.10%					
NAWAKWI Edith Z ,FDD	28	0.15%	0.09%					
MIYANDA Godfrey K ,HERITAGE	22	0.12%	0.07%					
MUTESA Fredrick ,ZED	13	0.07%	0.04%					
	18,048			21	0.12%	18,069	32,315	55.92%
0000060 CHEMBE								
BANDA Rupiah B ,MMD	4,057	49.05%	26.06%					

Province: LUAPULA

Candidate	Votes Received	% Against Votes Cast	% against Registered Voters	Rejected Ballot Papers	Rejected Ballot Papers %	Total Votes Cast	Total Registered Voters	Percentage Poll
SATA Micheal C ,PF	3,790	45.82%	24.35%					
HICHILEMA Hakainde ,UPND	59	0.71%	0.38%					
CHIPIMO Elias C ,NAREP	32	0.39%	0.21%					
MAGANDE Ngandu P ,NMP	22	0.27%	0.14%					
KAUNDA Tilyenji C ,UNIP	14	0.17%	0.09%					
MILUPI Charles L ,ADD	13	0.16%	0.08%					
MIYANDA Godfrey K ,HERITAGE	7	0.08%	0.04%					
NAWAKWI Edith Z ,FDD	7	0.08%	0.04%					
MUTESA Fredrick ,ZED	2	0.02%	0.01%					
	8,003			268	3.24%	8,271	15,565	53.14%

0000061 MANSÁ CENTRAL

SATA Micheal C ,PF	21,916	74.77%	38.70%					
BANDA Rupiah B ,MMD	6,361	21.70%	11.23%					
HICHILEMA Hakainde ,UPND	239	0.82%	0.42%					
CHIPIMO Elias C ,NAREP	69	0.24%	0.12%					
KAUNDA Tilyenji C ,UNIP	49	0.17%	0.09%					
MAGANDE Ngandu P ,NMP	47	0.16%	0.08%					
NAWAKWI Edith Z ,FDD	37	0.13%	0.07%					
MILUPI Charles L ,ADD	18	0.06%	0.03%					
MIYANDA Godfrey K ,HERITAGE	14	0.05%	0.02%					
MUTESA Fredrick ,ZED	13	0.04%	0.02%					

	28,763			549	1.87%	29,312	56,628	51.76%
--	---------------	--	--	------------	--------------	---------------	---------------	---------------

0000062 CHIPILI

SATA Micheal C ,PF	6,743	70.98%	44.65%					
BANDA Rupiah B ,MMD	2,304	24.25%	15.26%					

Province: LUAPULA

Candidate	Votes Received	% Against Votes Cast	% against Registered Voters	Rejected Ballot Papers	Rejected Ballot Papers %	Total Votes Cast	Total Registered Voters	Percentage Poll
KAUNDA Tilyenji C ,UNIP	24	0.25%	0.16%					
CHIPIMO Elias C ,NAREP	24	0.25%	0.16%					
MAGANDE Ngandu P ,NMP	22	0.23%	0.15%					
HICHILEMA Hakainde ,UPND	18	0.19%	0.12%					
MILUPI Charles L ,ADD	14	0.15%	0.09%					
NAWAKWI Edith Z ,FDD	13	0.14%	0.09%					
MIYANDA Godfrey K ,HERITAGE	9	0.09%	0.06%					
MUTESA Fredrick ,ZED	6	0.06%	0.04%					
	9,177			323	3.40%	9,500	15,102	62.91%
0000063 MAMBILIMA								
SATA Micheal C ,PF	5,832	62.44%	37.29%					
BANDA Rupiah B ,MMD	3,176	34.00%	20.31%					
HICHILEMA Hakainde ,UPND	54	0.58%	0.35%					
CHIPIMO Elias C ,NAREP	27	0.29%	0.17%					
NAWAKWI Edith Z ,FDD	11	0.12%	0.07%					
MILUPI Charles L ,ADD	9	0.10%	0.06%					
KAUNDA Tilyenji C ,UNIP	7	0.07%	0.04%					
MAGANDE Ngandu P ,NMP	5	0.05%	0.03%					
MUTESA Fredrick ,ZED	4	0.04%	0.03%					
MIYANDA Godfrey K ,HERITAGE	3	0.03%	0.02%					
	9,128			212	2.27%	9,340	15,638	59.73%
0000064 MWENSE								
SATA Micheal C ,PF	10,271	72.97%	39.52%					
BANDA Rupiah B ,MMD	2,912	20.69%	11.20%					
HICHILEMA Hakainde ,UPND	430	3.06%	1.65%					

Province: LUAPULA

Candidate	Votes Received	% Against Votes Cast	% against Registered Voters	Rejected Ballot Papers	Rejected Ballot Papers %	Total Votes Cast	Total Registered Voters	Percentage Poll
NAWAKWI Edith Z ,FDD	49	0.35%	0.19%					
CHIPIMO Elias C ,NAREP	47	0.33%	0.18%					
MAGANDE Ngandu P ,NMP	35	0.25%	0.13%					
MIYANDA Godfrey K ,HERITAGE	12	0.09%	0.05%					
MUTESA Fredrick ,ZED	12	0.09%	0.05%					
MILUPI Charles L ,ADD	11	0.08%	0.04%					
KAUNDA Tilyenji C ,UNIP	10	0.07%	0.04%					
	13,789			286	2.03%	14,075	25,990	54.16%
0000065 CHIENGE								
SATA Micheal C ,PF	9,337	64.70%	19.89%					
BANDA Rupiah B ,MMD	4,726	32.75%	10.07%					
HICHILEMA Hakainde ,UPND	163	1.13%	0.35%					
CHIPIMO Elias C ,NAREP	68	0.47%	0.14%					
KAUNDA Tilyenji C ,UNIP	34	0.24%	0.07%					
MILUPI Charles L ,ADD	27	0.19%	0.06%					
MAGANDE Ngandu P ,NMP	27	0.19%	0.06%					
NAWAKWI Edith Z ,FDD	17	0.12%	0.04%					
MIYANDA Godfrey K ,HERITAGE	15	0.10%	0.03%					
MUTESA Fredrick ,ZED	10	0.07%	0.02%					
	14,424			8	0.06%	14,432	46,946	30.74%
0000066 NCHELENGE								
SATA Micheal C ,PF	18,101	77.88%	31.10%					
BANDA Rupiah B ,MMD	4,166	17.92%	7.16%					
HICHILEMA Hakainde ,UPND	184	0.79%	0.32%					
MAGANDE Ngandu P ,NMP	108	0.46%	0.19%					

Province: LUAPULA

Candidate	Votes Received	% Against Votes Cast	% against Registered Voters	Rejected Ballot Papers	Rejected Ballot Papers %	Total Votes Cast	Total Registered Voters	Percentage Poll
CHIPIMO Elias C ,NAREP	67	0.29%	0.12%					
NAWAKWI Edith Z ,FDD	39	0.17%	0.07%					
KAUNDA Tilyenji C ,UNIP	30	0.13%	0.05%					
MUTESA Fredrick ,ZED	25	0.11%	0.04%					
MIYANDA Godfrey K ,HERITAGE	17	0.07%	0.03%					
MILUPI Charles L ,ADD	16	0.07%	0.03%					
	22,753			490	2.11%	23,243	58,198	39.94%

0000067 BANGWEULU

SATA Micheal C ,PF	18,453	83.52%	43.96%					
BANDA Rupiah B ,MMD	3,147	14.24%	7.50%					
HICHILEMA Hakainde ,UPND	232	1.05%	0.55%					
CHIPIMO Elias C ,NAREP	52	0.24%	0.12%					
MAGANDE Ngandu P ,NMP	42	0.19%	0.10%					
NAWAKWI Edith Z ,FDD	37	0.17%	0.09%					
MUTESA Fredrick ,ZED	33	0.15%	0.08%					
MIYANDA Godfrey K ,HERITAGE	24	0.11%	0.06%					
MILUPI Charles L ,ADD	22	0.10%	0.05%					
KAUNDA Tilyenji C ,UNIP	21	0.10%	0.05%					
	22,063			30	0.14%	22,093	41,979	52.63%

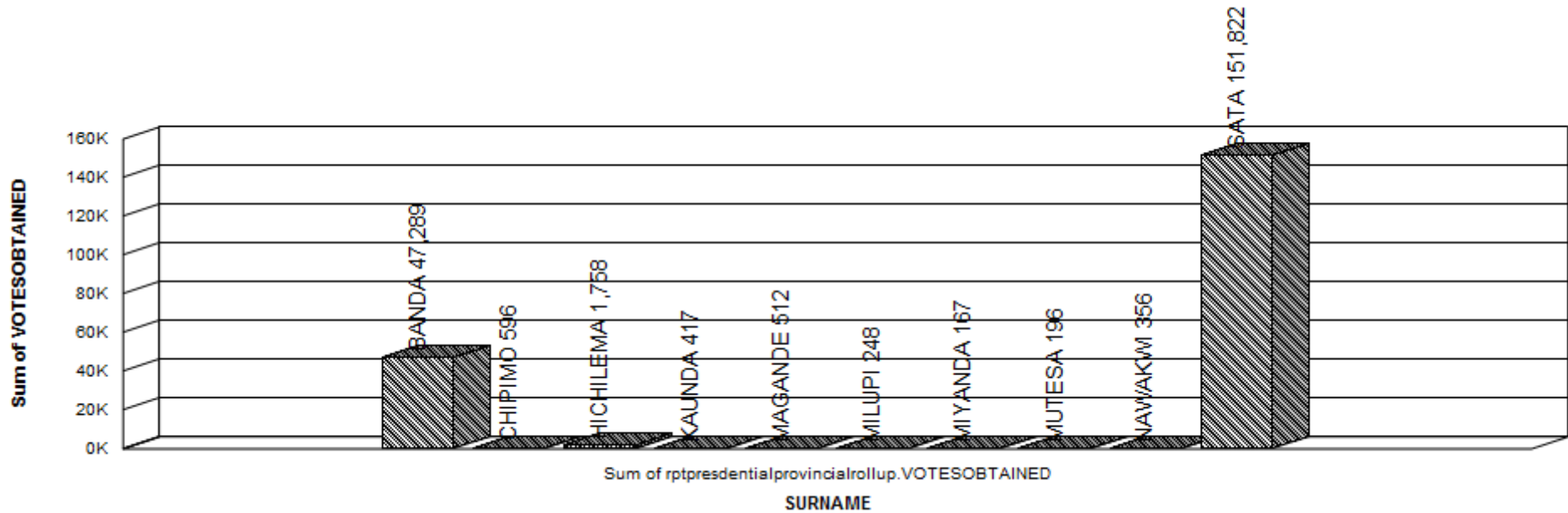
0000068 CHIFUNABULI

SATA Micheal C ,PF	15,262	77.00%	44.54%					
BANDA Rupiah B ,MMD	3,843	19.39%	11.22%					
HICHILEMA Hakainde ,UPND	57	0.29%	0.17%					
CHIPIMO Elias C ,NAREP	53	0.27%	0.15%					
MAGANDE Ngandu P ,NMP	47	0.24%	0.14%					

Province: LUAPULA

Candidate	Votes Received	% Against Votes Cast	% against Registered Voters	Rejected Ballot Papers	Rejected Ballot Papers %	Total Votes Cast	Total Registered Voters	Percentage Poll
KAUNDA Tilyenji C ,UNIP	35	0.18%	0.10%					
NAWAKWI Edith Z ,FDD	23	0.12%	0.07%					
MUTESA Fredrick ,ZED	23	0.12%	0.07%					
MILUPI Charles L ,ADD	14	0.07%	0.04%					
MIYANDA Godfrey K ,HERITAGE	7	0.04%	0.02%					
	19,364			457	2.31%	19,821	34,264	57.85%
0000069 LUAPULA								
SATA Micheal C ,PF	4,187	60.91%	35.69%					
BANDA Rupiah B ,MMD	2,159	31.41%	18.40%					
NAWAKWI Edith Z ,FDD	27	0.39%	0.23%					
CHIPIMO Elias C ,NAREP	22	0.32%	0.19%					
KAUNDA Tilyenji C ,UNIP	20	0.29%	0.17%					
MAGANDE Ngandu P ,NMP	19	0.28%	0.16%					
MILUPI Charles L ,ADD	15	0.22%	0.13%					
HICHILEMA Hakainde ,UPND	13	0.19%	0.11%					
MUTESA Fredrick ,ZED	12	0.17%	0.10%					
MIYANDA Godfrey K ,HERITAGE	6	0.09%	0.05%					
	6,480			394	5.73%	6,874	11,733	58.59%

LUAPULA Province Candidate	Votes Received	% Against Votes Cast	% against Registered Voters	Rejected Ballot Papers	Rejected Ballot Papers %	Total Votes Cast	Total Registered Voters	Percentage Poll
SATA Micheal C	151,822	73.54%	37.13%					
BANDA Rupiah B	47,289	22.90%	11.56%					
HICHILEMA Hakainde	1,758	0.85%	0.43%					
CHIPIMO Elias C	596	0.29%	0.15%					
MAGANDE Ngandu P	512	0.25%	0.13%					
KAUNDA Tilyenji C	417	0.20%	0.10%					
NAWAKWI Edith Z	356	0.17%	0.09%					
MILUPI Charles L	248	0.12%	0.06%					
MUTESA Fredrick	196	0.09%	0.05%					
MIYANDA Godfrey K	167	0.08%	0.04%					
				3,097	1.50%	206,458	408,937	50.49%



Province: LUSAKA

Candidate	Votes Received	% Against Votes Cast	% against Registered Voters	Rejected Ballot Papers	Rejected Ballot Papers %	Total Votes Cast	Total Registered Voters	Percentage Poll
00000070 KAFUE								
BANDA Rupiah B ,MMD	9,223	36.92%	19.74%					
SATA Micheal C ,PF	8,808	35.26%	18.86%					
HICHILEMA Hakainde ,UPND	6,030	24.14%	12.91%					
KAUNDA Tilyenji C ,UNIP	264	1.06%	0.57%					
CHIPIMO Elias C ,NAREP	73	0.29%	0.16%					
MILUPI Charles L ,ADD	60	0.24%	0.13%					
MAGANDE Ngandu P ,NMP	59	0.24%	0.13%					
NAWAKWI Edith Z ,FDD	44	0.18%	0.09%					
MIYANDA Godfrey K ,HERITAGE	36	0.14%	0.08%					
MUTESA Fredrick ,ZED	14	0.06%	0.03%					
	24,611			369	1.48%	24,980	46,713	53.48%
00000071 FEIRA								
BANDA Rupiah B ,MMD	3,853	52.89%	34.21%					
SATA Micheal C ,PF	2,408	33.05%	21.38%					
HICHILEMA Hakainde ,UPND	742	10.19%	6.59%					
KAUNDA Tilyenji C ,UNIP	37	0.51%	0.33%					
CHIPIMO Elias C ,NAREP	26	0.36%	0.23%					
MIYANDA Godfrey K ,HERITAGE	12	0.16%	0.11%					
NAWAKWI Edith Z ,FDD	12	0.16%	0.11%					
MILUPI Charles L ,ADD	11	0.15%	0.10%					
MAGANDE Ngandu P ,NMP	11	0.15%	0.10%					
MUTESA Fredrick ,ZED	3	0.04%	0.03%					
	7,115			170	2.33%	7,285	11,264	64.68%
00000072 CHILANGA								

Province: LUSAKA

Candidate	Votes Received	% Against Votes Cast	% against Registered Voters	Rejected Ballot Papers	Rejected Ballot Papers %	Total Votes Cast	Total Registered Voters	Percentage Poll
BANDA Rupiah B ,MMD	6,369	37.14%	18.80%					
SATA Micheal C ,PF	5,720	33.35%	16.89%					
HICHILEMA Hakainde ,UPND	4,530	26.42%	13.37%					
CHIPIMO Elias C ,NAREP	68	0.40%	0.20%					
MILUPI Charles L ,ADD	38	0.22%	0.11%					
KAUNDA Tilyenji C ,UNIP	34	0.20%	0.10%					
MAGANDE Ngandu P ,NMP	22	0.13%	0.06%					
MIYANDA Godfrey K ,HERITAGE	20	0.12%	0.06%					
NAWAKWI Edith Z ,FDD	16	0.09%	0.05%					
MUTESA Fredrick ,ZED	3	0.02%	0.01%					
	16,820			329	1.92%	17,149	33,870	50.63%
0000073 CHONGWE								
BANDA Rupiah B ,MMD	15,044	57.39%	28.84%					
SATA Micheal C ,PF	7,436	28.37%	14.25%					
HICHILEMA Hakainde ,UPND	2,772	10.58%	5.31%					
CHIPIMO Elias C ,NAREP	63	0.24%	0.12%					
NAWAKWI Edith Z ,FDD	43	0.16%	0.08%					
KAUNDA Tilyenji C ,UNIP	40	0.15%	0.08%					
MAGANDE Ngandu P ,NMP	38	0.14%	0.07%					
MILUPI Charles L ,ADD	36	0.14%	0.07%					
MIYANDA Godfrey K ,HERITAGE	22	0.08%	0.04%					
MUTESA Fredrick ,ZED	15	0.06%	0.03%					
	25,509			703	2.68%	26,212	52,166	50.25%
0000074 RUFUNSA								
BANDA Rupiah B ,MMD	6,614	66.12%	31.92%					

Province: LUSAKA

Candidate	Votes Received	% Against Votes Cast	% against Registered Voters	Rejected Ballot Papers	Rejected Ballot Papers %	Total Votes Cast	Total Registered Voters	Percentage Poll
HICHILEMA Hakainde ,UPND	1,489	14.89%	7.19%					
SATA Micheal C ,PF	1,368	13.68%	6.60%					
NAWAKWI Edith Z ,FDD	51	0.51%	0.25%					
CHIPIMO Elias C ,NAREP	29	0.29%	0.14%					
KAUNDA Tilyenji C ,UNIP	28	0.28%	0.14%					
MAGANDE Ngandu P ,NMP	23	0.23%	0.11%					
MIYANDA Godfrey K ,HERITAGE	11	0.11%	0.05%					
MILUPI Charles L ,ADD	10	0.10%	0.05%					
MUTESA Fredrick ,ZED	9	0.09%	0.04%					
	9,632			371	3.71%	10,003	20,720	48.28%

00000075 CHAWAMA

SATA Micheal C ,PF	20,887	60.26%	30.17%					
BANDA Rupiah B ,MMD	9,312	26.86%	13.45%					
HICHILEMA Hakainde ,UPND	3,921	11.31%	5.66%					
NAWAKWI Edith Z ,FDD	224	0.65%	0.32%					
KAUNDA Tilyenji C ,UNIP	114	0.33%	0.16%					
MAGANDE Ngandu P ,NMP	47	0.14%	0.07%					
CHIPIMO Elias C ,NAREP	44	0.13%	0.06%					
MILUPI Charles L ,ADD	39	0.11%	0.06%					
MIYANDA Godfrey K ,HERITAGE	20	0.06%	0.03%					
MUTESA Fredrick ,ZED	11	0.03%	0.02%					
	34,619			45	0.13%	34,664	69,228	50.07%

00000076 KABWATA

SATA Micheal C ,PF	26,007	64.05%	35.71%					
BANDA Rupiah B ,MMD	8,563	21.09%	11.76%					

Province: LUSAKA

Candidate	Votes Received	% Against Votes Cast	% against Registered Voters	Rejected Ballot Papers	Rejected Ballot Papers %	Total Votes Cast	Total Registered Voters	Percentage Poll
HICHILEMA Hakainde ,UPND	4,747	11.69%	6.52%					
CHIPIMO Elias C ,NAREP	777	1.91%	1.07%					
MIYANDA Godfrey K ,HERITAGE	78	0.19%	0.11%					
MILUPI Charles L ,ADD	65	0.16%	0.09%					
MAGANDE Ngandu P ,NMP	32	0.08%	0.04%					
NAWAKWI Edith Z ,FDD	29	0.07%	0.04%					
MUTESA Fredrick ,ZED	26	0.06%	0.04%					
KAUNDA Tilyenji C ,UNIP	18	0.04%	0.02%					
	40,342			261	0.64%	40,603	72,831	55.75%
0000077 KANYAMA								
SATA Micheal C ,PF	22,101	56.86%	24.62%					
BANDA Rupiah B ,MMD	10,185	26.20%	11.34%					
HICHILEMA Hakainde ,UPND	5,967	15.35%	6.65%					
CHIPIMO Elias C ,NAREP	84	0.22%	0.09%					
KAUNDA Tilyenji C ,UNIP	74	0.19%	0.08%					
MAGANDE Ngandu P ,NMP	40	0.10%	0.04%					
MILUPI Charles L ,ADD	38	0.10%	0.04%					
NAWAKWI Edith Z ,FDD	27	0.07%	0.03%					
MIYANDA Godfrey K ,HERITAGE	24	0.06%	0.03%					
MUTESA Fredrick ,ZED	12	0.03%	0.01%					
	38,552			315	0.81%	38,867	89,777	43.29%
0000078 LUSAKA CENTRAL								
SATA Micheal C ,PF	20,255	62.42%	33.70%					
BANDA Rupiah B ,MMD	8,367	25.78%	13.92%					
HICHILEMA Hakainde ,UPND	3,360	10.35%	5.59%					

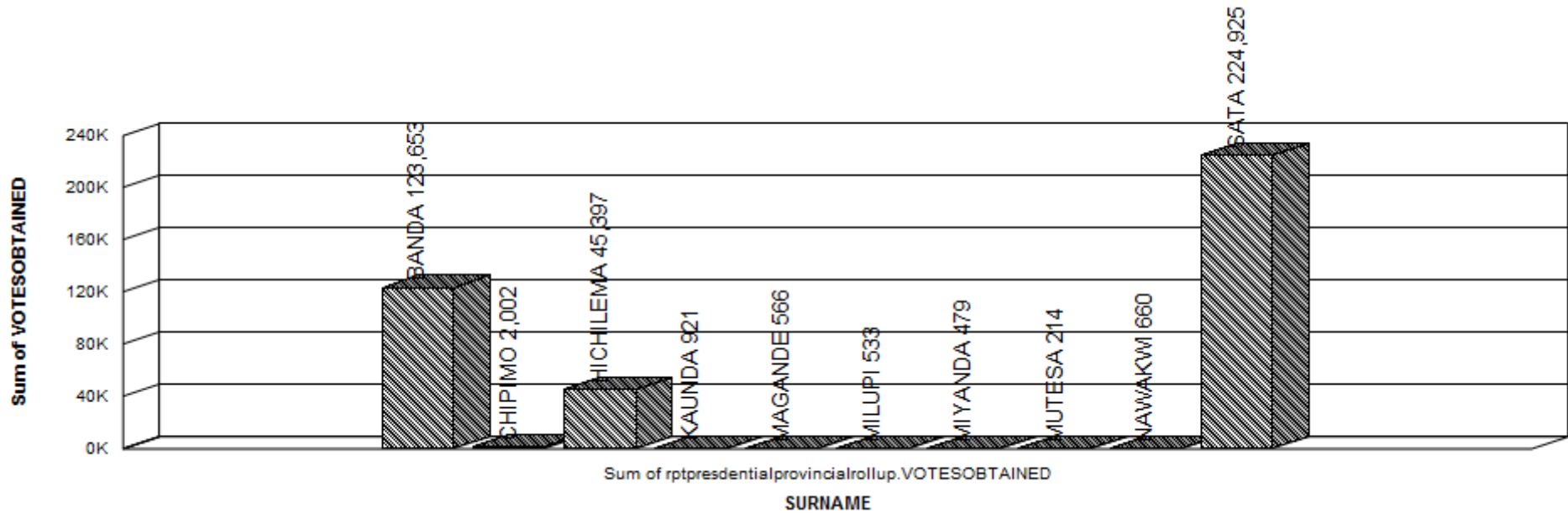
Province: LUSAKA

Candidate	Votes Received	% Against Votes Cast	% against Registered Voters	Rejected Ballot Papers	Rejected Ballot Papers %	Total Votes Cast	Total Registered Voters	Percentage Poll
CHIPIMO Elias C ,NAREP	243	0.75%	0.40%					
MILUPI Charles L ,ADD	63	0.19%	0.10%					
MIYANDA Godfrey K ,HERITAGE	60	0.18%	0.10%					
NAWAKWI Edith Z ,FDD	33	0.10%	0.05%					
MAGANDE Ngandu P ,NMP	28	0.09%	0.05%					
MUTESA Fredrick ,ZED	24	0.07%	0.04%					
KAUNDA Tilyenji C ,UNIP	17	0.05%	0.03%					
	32,450			0	0.00%	32,450	60,099	53.99%
00000079 MANDEVU								
SATA Micheal C ,PF	37,087	65.15%	34.03%					
BANDA Rupiah B ,MMD	16,378	28.77%	15.03%					
HICHILEMA Hakainde ,UPND	2,901	5.10%	2.66%					
CHIPIMO Elias C ,NAREP	128	0.22%	0.12%					
MAGANDE Ngandu P ,NMP	124	0.22%	0.11%					
KAUNDA Tilyenji C ,UNIP	116	0.20%	0.11%					
NAWAKWI Edith Z ,FDD	59	0.10%	0.05%					
MIYANDA Godfrey K ,HERITAGE	55	0.10%	0.05%					
MILUPI Charles L ,ADD	45	0.08%	0.04%					
MUTESA Fredrick ,ZED	31	0.05%	0.03%					
	56,924			0	0.00%	56,924	108,978	52.23%
00000080 MATERO								
SATA Micheal C ,PF	37,599	68.49%	38.44%					
BANDA Rupiah B ,MMD	13,496	24.58%	13.80%					
HICHILEMA Hakainde ,UPND	3,204	5.84%	3.28%					
CHIPIMO Elias C ,NAREP	185	0.34%	0.19%					

Province: LUSAKA

Candidate	Votes Received	% Against Votes Cast	% against Registered Voters	Rejected Ballot Papers	Rejected Ballot Papers %	Total Votes Cast	Total Registered Voters	Percentage Poll
KAUNDA Tilyenji C ,UNIP	86	0.16%	0.09%					
MIYANDA Godfrey K ,HERITAGE	59	0.11%	0.06%					
NAWAKWI Edith Z ,FDD	44	0.08%	0.04%					
MILUPI Charles L ,ADD	38	0.07%	0.04%					
MAGANDE Ngandu P ,NMP	35	0.06%	0.04%					
MUTESA Fredrick ,ZED	16	0.03%	0.02%					
	54,762			136	0.25%	54,898	97,817	56.12%
0000081 MUNALI								
SATA Micheal C ,PF	35,249	60.76%	32.34%					
BANDA Rupiah B ,MMD	16,249	28.01%	14.91%					
HICHILEMA Hakainde ,UPND	5,734	9.88%	5.26%					
CHIPIMO Elias C ,NAREP	282	0.49%	0.26%					
MAGANDE Ngandu P ,NMP	107	0.18%	0.10%					
KAUNDA Tilyenji C ,UNIP	93	0.16%	0.09%					
MILUPI Charles L ,ADD	90	0.16%	0.08%					
MIYANDA Godfrey K ,HERITAGE	82	0.14%	0.08%					
NAWAKWI Edith Z ,FDD	78	0.13%	0.07%					
MUTESA Fredrick ,ZED	50	0.09%	0.05%					
	58,014			0	0.00%	58,014	108,995	53.23%

LUSAKA Province Candidate	Votes Received	% Against Votes Cast	% against Registered Voters	Rejected Ballot Papers	Rejected Ballot Papers %	Total Votes Cast	Total Registered Voters	Percentage Poll
SATA Micheal C	224,925	55.94%	29.12%					
BANDA Rupiah B	123,653	30.76%	16.01%					
HICHILEMA Hakainde	45,397	11.29%	5.88%					
CHIPIMO Elias C	2,002	0.50%	0.26%					
KAUNDA Tilyenji C	921	0.23%	0.12%					
NAWAKWI Edith Z	660	0.16%	0.09%					
MAGANDE Ngandu P	566	0.14%	0.07%					
MILUPI Charles L	533	0.13%	0.07%					
MIYANDA Godfrey K	479	0.12%	0.06%					
MUTESA Fredrick	214	0.05%	0.03%					
				2,699	0.67%	402,049	772,458	52.05%



Province: NORTHERN

Candidate	Votes Received	% Against Votes Cast	% against Registered Voters	Rejected Ballot Papers	Rejected Ballot Papers %	Total Votes Cast	Total Registered Voters	Percentage Poll
0000082 CHILUBI								
SATA Micheal C ,PF	14,900	70.49%	39.25%					
BANDA Rupiah B ,MMD	5,040	23.84%	13.28%					
HICHILEMA Hakainde ,UPND	243	1.15%	0.64%					
NAWAKWI Edith Z ,FDD	102	0.48%	0.27%					
CHIPIMO Elias C ,NAREP	78	0.37%	0.21%					
MAGANDE Ngandu P ,NMP	71	0.34%	0.19%					
KAUNDA Tilyenji C ,UNIP	58	0.27%	0.15%					
MILUPI Charles L ,ADD	39	0.18%	0.10%					
MIYANDA Godfrey K ,HERITAGE	18	0.09%	0.05%					
MUTESA Fredrick ,ZED	17	0.08%	0.04%					
	20,566			572	2.71%	21,138	37,957	55.69%
0000083 CHINSALI								
SATA Micheal C ,PF	12,880	74.36%	41.30%					
BANDA Rupiah B ,MMD	3,500	20.21%	11.22%					
CHIPIMO Elias C ,NAREP	191	1.10%	0.61%					
HICHILEMA Hakainde ,UPND	88	0.51%	0.28%					
MAGANDE Ngandu P ,NMP	69	0.40%	0.22%					
NAWAKWI Edith Z ,FDD	57	0.33%	0.18%					
MILUPI Charles L ,ADD	41	0.24%	0.13%					
MUTESA Fredrick ,ZED	29	0.17%	0.09%					
KAUNDA Tilyenji C ,UNIP	26	0.15%	0.08%					
MIYANDA Godfrey K ,HERITAGE	21	0.12%	0.07%					
	16,902			418	2.41%	17,320	31,188	55.53%
0000084 SHIWANG'ANDU								

Province: NORTHERN

Candidate	Votes Received	% Against Votes Cast	% against Registered Voters	Rejected Ballot Papers	Rejected Ballot Papers %	Total Votes Cast	Total Registered Voters	Percentage Poll
SATA Micheal C ,PF	10,804	82.95%	46.66%					
BANDA Rupiah B ,MMD	1,702	13.07%	7.35%					
CHIPIMO Elias C ,NAREP	80	0.61%	0.35%					
HICHILEMA Hakainde ,UPND	50	0.38%	0.22%					
MAGANDE Ngandu P ,NMP	39	0.30%	0.17%					
KAUNDA Tilyenji C ,UNIP	28	0.21%	0.12%					
MILUPI Charles L ,ADD	17	0.13%	0.07%					
MUTESA Fredrick ,ZED	17	0.13%	0.07%					
MIYANDA Godfrey K ,HERITAGE	16	0.12%	0.07%					
NAWAKWI Edith Z ,FDD	15	0.12%	0.06%					
	12,768			257	1.97%	13,025	23,154	56.25%
0000085 MAFINGA								
BANDA Rupiah B ,MMD	15,143	78.14%	49.77%					
SATA Micheal C ,PF	3,561	18.38%	11.70%					
NAWAKWI Edith Z ,FDD	205	1.06%	0.67%					
HICHILEMA Hakainde ,UPND	124	0.64%	0.41%					
CHIPIMO Elias C ,NAREP	72	0.37%	0.24%					
MILUPI Charles L ,ADD	52	0.27%	0.17%					
KAUNDA Tilyenji C ,UNIP	50	0.26%	0.16%					
MAGANDE Ngandu P ,NMP	33	0.17%	0.11%					
MIYANDA Godfrey K ,HERITAGE	30	0.15%	0.10%					
MUTESA Fredrick ,ZED	24	0.12%	0.08%					
	19,294			85	0.44%	19,379	30,427	63.69%
0000086 ISOKA								
SATA Micheal C ,PF	6,722	46.75%	25.63%					

Province: NORTHERN

Candidate	Votes Received	% Against Votes Cast	% against Registered Voters	Rejected Ballot Papers	Rejected Ballot Papers %	Total Votes Cast	Total Registered Voters	Percentage Poll
BANDA Rupiah B ,MMD	6,642	46.19%	25.33%					
NAWAKWI Edith Z ,FDD	149	1.04%	0.57%					
HICHILEMA Hakainde ,UPND	94	0.65%	0.36%					
KAUNDA Tilyenji C ,UNIP	69	0.48%	0.26%					
CHIPIMO Elias C ,NAREP	41	0.29%	0.16%					
MAGANDE Ngandu P ,NMP	38	0.26%	0.14%					
MUTESA Fredrick ,ZED	20	0.14%	0.08%					
MILUPI Charles L ,ADD	17	0.12%	0.06%					
MIYANDA Godfrey K ,HERITAGE	15	0.10%	0.06%					
	13,807			572	3.98%	14,379	26,225	54.83%
0000087 NAKONDE								
BANDA Rupiah B ,MMD	11,378	50.90%	28.16%					
SATA Micheal C ,PF	9,363	41.88%	23.17%					
HICHILEMA Hakainde ,UPND	433	1.94%	1.07%					
CHIPIMO Elias C ,NAREP	137	0.61%	0.34%					
KAUNDA Tilyenji C ,UNIP	114	0.51%	0.28%					
MILUPI Charles L ,ADD	59	0.26%	0.15%					
MAGANDE Ngandu P ,NMP	53	0.24%	0.13%					
NAWAKWI Edith Z ,FDD	31	0.14%	0.08%					
MUTESA Fredrick ,ZED	22	0.10%	0.05%					
MIYANDA Godfrey K ,HERITAGE	17	0.08%	0.04%					
	21,607			748	3.35%	22,355	40,404	55.33%
0000088 CHIMBAMILONGA								
SATA Micheal C ,PF	7,118	63.72%	35.40%					
BANDA Rupiah B ,MMD	3,655	32.72%	18.18%					

Province: NORTHERN

Candidate	Votes Received	% Against Votes Cast	% against Registered Voters	Rejected Ballot Papers	Rejected Ballot Papers %	Total Votes Cast	Total Registered Voters	Percentage Poll
HICHILEMA Hakainde ,UPND	108	0.97%	0.54%					
KAUNDA Tilyenji C ,UNIP	28	0.25%	0.14%					
CHIPIMO Elias C ,NAREP	19	0.17%	0.09%					
MUTESA Fredrick ,ZED	10	0.09%	0.05%					
NAWAKWI Edith Z ,FDD	9	0.08%	0.04%					
MIYANDA Godfrey K ,HERITAGE	7	0.06%	0.03%					
MAGANDE Ngandu P ,NMP	6	0.05%	0.03%					
MILUPI Charles L ,ADD	4	0.04%	0.02%					
	10,964			207	1.85%	11,171	20,110	55.55%
0000089 KAPUTA								
SATA Micheal C ,PF	8,201	57.96%	33.56%					
BANDA Rupiah B ,MMD	5,532	39.10%	22.64%					
CHIPIMO Elias C ,NAREP	41	0.29%	0.17%					
HICHILEMA Hakainde ,UPND	29	0.20%	0.12%					
NAWAKWI Edith Z ,FDD	21	0.15%	0.09%					
KAUNDA Tilyenji C ,UNIP	13	0.09%	0.05%					
MAGANDE Ngandu P ,NMP	12	0.08%	0.05%					
MUTESA Fredrick ,ZED	11	0.08%	0.05%					
MIYANDA Godfrey K ,HERITAGE	7	0.05%	0.03%					
MILUPI Charles L ,ADD	7	0.05%	0.03%					
	13,874			275	1.94%	14,149	24,439	57.90%
0000090 KASAMA CENTRAL								
SATA Micheal C ,PF	25,260	83.24%	50.48%					
BANDA Rupiah B ,MMD	4,481	14.77%	8.96%					
HICHILEMA Hakainde ,UPND	274	0.90%	0.55%					

Province: NORTHERN

Candidate	Votes Received	% Against Votes Cast	% against Registered Voters	Rejected Ballot Papers	Rejected Ballot Papers %	Total Votes Cast	Total Registered Voters	Percentage Poll
CHIPIMO Elias C ,NAREP	54	0.18%	0.11%					
KAUNDA Tilyenji C ,UNIP	51	0.17%	0.10%					
MAGANDE Ngandu P ,NMP	47	0.15%	0.09%					
MIYANDA Godfrey K ,HERITAGE	42	0.14%	0.08%					
NAWAKWI Edith Z ,FDD	38	0.13%	0.08%					
MILUPI Charles L ,ADD	23	0.08%	0.05%					
MUTESA Fredrick ,ZED	20	0.07%	0.04%					
	30,290			56	0.18%	30,346	50,035	60.65%
00000091 LUKASHYA								
SATA Micheal C ,PF	19,075	82.01%	43.69%					
BANDA Rupiah B ,MMD	3,655	15.71%	8.37%					
HICHILEMA Hakainde ,UPND	155	0.67%	0.35%					
CHIPIMO Elias C ,NAREP	80	0.34%	0.18%					
MAGANDE Ngandu P ,NMP	77	0.33%	0.18%					
NAWAKWI Edith Z ,FDD	53	0.23%	0.12%					
KAUNDA Tilyenji C ,UNIP	41	0.18%	0.09%					
MIYANDA Godfrey K ,HERITAGE	34	0.15%	0.08%					
MILUPI Charles L ,ADD	32	0.14%	0.07%					
MUTESA Fredrick ,ZED	30	0.13%	0.07%					
	23,232			27	0.12%	23,259	43,664	53.27%
00000092 MALOLE								
SATA Micheal C ,PF	28,521	83.83%	48.59%					
BANDA Rupiah B ,MMD	4,906	14.42%	8.36%					
HICHILEMA Hakainde ,UPND	205	0.60%	0.35%					
CHIPIMO Elias C ,NAREP	109	0.32%	0.19%					

Province: NORTHERN

Candidate	Votes Received	% Against Votes Cast	% against Registered Voters	Rejected Ballot Papers	Rejected Ballot Papers %	Total Votes Cast	Total Registered Voters	Percentage Poll
MAGANDE Ngandu P ,NMP	51	0.15%	0.09%					
MILUPI Charles L ,ADD	43	0.13%	0.07%					
KAUNDA Tilyenji C ,UNIP	42	0.12%	0.07%					
MUTESA Fredrick ,ZED	34	0.10%	0.06%					
NAWAKWI Edith Z ,FDD	32	0.09%	0.05%					
MIYANDA Godfrey K ,HERITAGE	31	0.09%	0.05%					
	33,974			48	0.14%	34,022	58,692	57.97%
0000093 LUBANSENSHI								
SATA Micheal C ,PF	8,784	73.47%	43.49%					
BANDA Rupiah B ,MMD	2,844	23.79%	14.08%					
KAUNDA Tilyenji C ,UNIP	102	0.85%	0.51%					
HICHILEMA Hakainde ,UPND	73	0.61%	0.36%					
MAGANDE Ngandu P ,NMP	35	0.29%	0.17%					
CHIPIMO Elias C ,NAREP	32	0.27%	0.16%					
MUTESA Fredrick ,ZED	18	0.15%	0.09%					
MILUPI Charles L ,ADD	15	0.13%	0.07%					
MIYANDA Godfrey K ,HERITAGE	11	0.09%	0.05%					
NAWAKWI Edith Z ,FDD	7	0.06%	0.03%					
	11,921			35	0.29%	11,956	20,198	59.19%
0000094 LUPOSOSHI								
SATA Micheal C ,PF	12,973	81.71%	49.85%					
BANDA Rupiah B ,MMD	2,621	16.51%	10.07%					
HICHILEMA Hakainde ,UPND	77	0.48%	0.30%					
MAGANDE Ngandu P ,NMP	44	0.28%	0.17%					
CHIPIMO Elias C ,NAREP	39	0.25%	0.15%					

Province: NORTHERN

Candidate	Votes Received	% Against Votes Cast	% against Registered Voters	Rejected Ballot Papers	Rejected Ballot Papers %	Total Votes Cast	Total Registered Voters	Percentage Poll
KAUNDA Tilyenji C ,UNIP	35	0.22%	0.13%					
NAWAKWI Edith Z ,FDD	21	0.13%	0.08%					
MILUPI Charles L ,ADD	19	0.12%	0.07%					
MUTESA Fredrick ,ZED	13	0.08%	0.05%					
MIYANDA Godfrey K ,HERITAGE	9	0.06%	0.03%					
	15,851			26	0.16%	15,877	26,024	61.01%
00000095 MBALA								
BANDA Rupiah B ,MMD	13,585	60.69%	35.72%					
SATA Micheal C ,PF	7,384	32.98%	19.42%					
HICHILEMA Hakainde ,UPND	129	0.58%	0.34%					
CHIPIMO Elias C ,NAREP	92	0.41%	0.24%					
MILUPI Charles L ,ADD	82	0.37%	0.22%					
KAUNDA Tilyenji C ,UNIP	66	0.29%	0.17%					
MAGANDE Ngandu P ,NMP	44	0.20%	0.12%					
NAWAKWI Edith Z ,FDD	30	0.13%	0.08%					
MIYANDA Godfrey K ,HERITAGE	29	0.13%	0.08%					
MUTESA Fredrick ,ZED	22	0.10%	0.06%					
	21,463			923	4.12%	22,386	38,027	58.87%
00000096 MPULUNGU								
SATA Micheal C ,PF	12,523	52.40%	29.88%					
BANDA Rupiah B ,MMD	10,716	44.84%	25.57%					
HICHILEMA Hakainde ,UPND	274	1.15%	0.65%					
CHIPIMO Elias C ,NAREP	85	0.36%	0.20%					
MILUPI Charles L ,ADD	54	0.23%	0.13%					
NAWAKWI Edith Z ,FDD	39	0.16%	0.09%					

Province: NORTHERN

Candidate	Votes Received	% Against Votes Cast	% against Registered Voters	Rejected Ballot Papers	Rejected Ballot Papers %	Total Votes Cast	Total Registered Voters	Percentage Poll
MAGANDE Ngandu P ,NMP	37	0.15%	0.09%					
KAUNDA Tilyenji C ,UNIP	23	0.10%	0.05%					
MIYANDA Godfrey K ,HERITAGE	21	0.09%	0.05%					
MUTESA Fredrick ,ZED	12	0.05%	0.03%					
	23,784			115	0.48%	23,899	41,911	57.02%
0000097 SENG HILL								
BANDA Rupiah B ,MMD	11,587	64.24%	35.71%					
SATA Micheal C ,PF	5,783	32.06%	17.82%					
HICHILEMA Hakainde ,UPND	157	0.87%	0.48%					
CHIPIMO Elias C ,NAREP	98	0.54%	0.30%					
NAWAKWI Edith Z ,FDD	90	0.50%	0.28%					
KAUNDA Tilyenji C ,UNIP	60	0.33%	0.18%					
MAGANDE Ngandu P ,NMP	41	0.23%	0.13%					
MIYANDA Godfrey K ,HERITAGE	39	0.22%	0.12%					
MILUPI Charles L ,ADD	36	0.20%	0.11%					
MUTESA Fredrick ,ZED	27	0.15%	0.08%					
	17,918			120	0.67%	18,038	32,446	55.59%
0000098 KANCHIBIYA								
SATA Micheal C ,PF	13,342	85.92%	47.42%					
BANDA Rupiah B ,MMD	1,846	11.89%	6.56%					
HICHILEMA Hakainde ,UPND	72	0.46%	0.26%					
MILUPI Charles L ,ADD	55	0.35%	0.20%					
MAGANDE Ngandu P ,NMP	55	0.35%	0.20%					
KAUNDA Tilyenji C ,UNIP	30	0.19%	0.11%					
CHIPIMO Elias C ,NAREP	26	0.17%	0.09%					

Province: NORTHERN

Candidate	Votes Received	% Against Votes Cast	% against Registered Voters	Rejected Ballot Papers	Rejected Ballot Papers %	Total Votes Cast	Total Registered Voters	Percentage Poll
MUTESA Fredrick ,ZED	25	0.16%	0.09%					
MIYANDA Godfrey K ,HERITAGE	21	0.14%	0.07%					
NAWAKWI Edith Z ,FDD	20	0.13%	0.07%					
	15,492			37	0.24%	15,529	28,134	55.20%
00000099 MFUWE								
SATA Micheal C ,PF	6,769	80.50%	41.19%					
BANDA Rupiah B ,MMD	1,370	16.29%	8.34%					
HICHILEMA Hakainde ,UPND	46	0.55%	0.28%					
MAGANDE Ngandu P ,NMP	46	0.55%	0.28%					
NAWAKWI Edith Z ,FDD	29	0.34%	0.18%					
MILUPI Charles L ,ADD	26	0.31%	0.16%					
CHIPIMO Elias C ,NAREP	25	0.30%	0.15%					
MIYANDA Godfrey K ,HERITAGE	19	0.23%	0.12%					
KAUNDA Tilyenji C ,UNIP	18	0.21%	0.11%					
MUTESA Fredrick ,ZED	15	0.18%	0.09%					
	8,363			46	0.55%	8,409	16,433	51.17%
00000100 MPIKA								
SATA Micheal C ,PF	13,117	83.27%	45.28%					
BANDA Rupiah B ,MMD	2,329	14.79%	8.04%					
HICHILEMA Hakainde ,UPND	150	0.95%	0.52%					
MAGANDE Ngandu P ,NMP	36	0.23%	0.12%					
CHIPIMO Elias C ,NAREP	25	0.16%	0.09%					
KAUNDA Tilyenji C ,UNIP	22	0.14%	0.08%					
MIYANDA Godfrey K ,HERITAGE	13	0.08%	0.04%					
NAWAKWI Edith Z ,FDD	13	0.08%	0.04%					

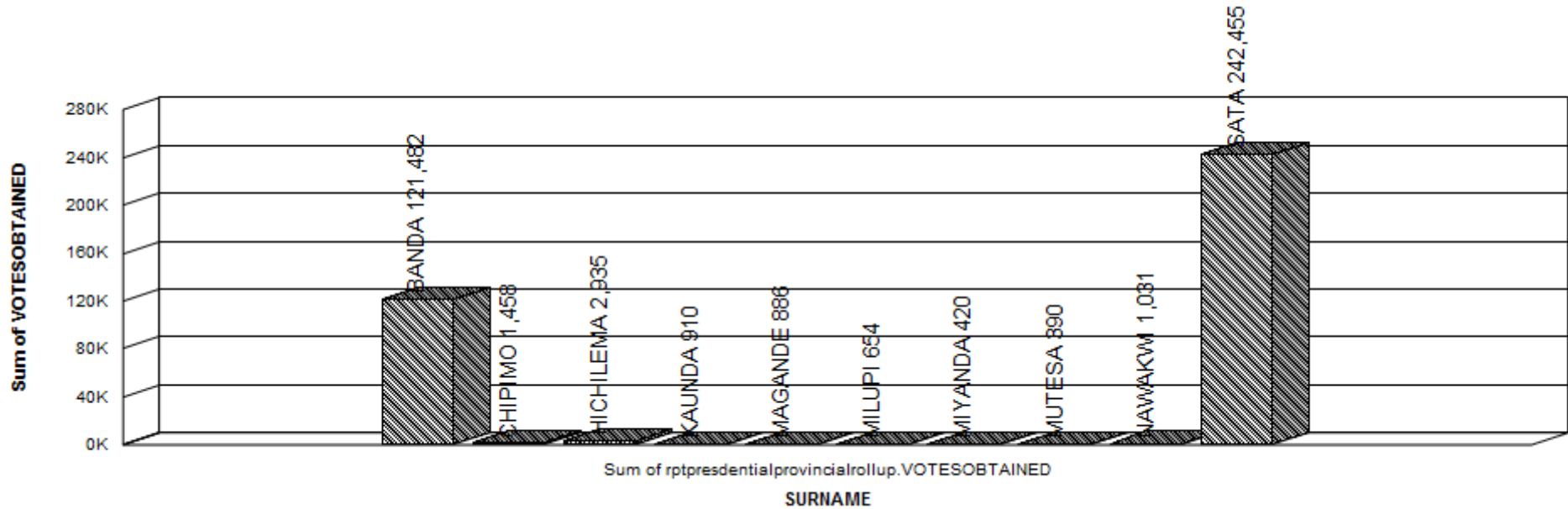
Province: NORTHERN

Candidate	Votes Received	% Against Votes Cast	% against Registered Voters	Rejected Ballot Papers	Rejected Ballot Papers %	Total Votes Cast	Total Registered Voters	Percentage Poll
MILUPI Charles L ,ADD	11	0.07%	0.04%					
MUTESA Fredrick ,ZED	10	0.06%	0.03%					
	15,726			26	0.17%	15,752	28,966	54.38%
00000101 LUNTE								
SATA Micheal C ,PF	7,865	55.09%	33.41%					
BANDA Rupiah B ,MMD	5,751	40.28%	24.43%					
CHIPIMO Elias C ,NAREP	87	0.61%	0.37%					
NAWAKWI Edith Z ,FDD	50	0.35%	0.21%					
HICHILEMA Hakainde ,UPND	45	0.32%	0.19%					
MAGANDE Ngandu P ,NMP	36	0.25%	0.15%					
KAUNDA Tilyenji C ,UNIP	19	0.13%	0.08%					
MILUPI Charles L ,ADD	14	0.10%	0.06%					
MIYANDA Godfrey K ,HERITAGE	14	0.10%	0.06%					
MUTESA Fredrick ,ZED	8	0.06%	0.03%					
	13,889			387	2.71%	14,276	23,539	60.65%
00000102 MPOROKOSO								
SATA Micheal C ,PF	7,510	67.62%	42.77%					
BANDA Rupiah B ,MMD	3,199	28.80%	18.22%					
HICHILEMA Hakainde ,UPND	109	0.98%	0.62%					
CHIPIMO Elias C ,NAREP	47	0.42%	0.27%					
NAWAKWI Edith Z ,FDD	20	0.18%	0.11%					
MAGANDE Ngandu P ,NMP	16	0.14%	0.09%					
KAUNDA Tilyenji C ,UNIP	15	0.14%	0.09%					
MILUPI Charles L ,ADD	8	0.07%	0.05%					
MIYANDA Godfrey K ,HERITAGE	6	0.05%	0.03%					

Province: NORTHERN

Candidate	Votes Received	% Against Votes Cast	% against Registered Voters	Rejected Ballot Papers	Rejected Ballot Papers %	Total Votes Cast	Total Registered Voters	Percentage Poll
MUTESA Fredrick ,ZED	6	0.05%	0.03%					
	10,936			170	1.53%	11,106	17,561	63.24%

NORTHERN Province Candidate	Votes Received	% Against Votes Cast	% against Registered Voters	Rejected Ballot Papers	Rejected Ballot Papers %	Total Votes Cast	Total Registered Voters	Percentage Poll
SATA Micheal C	242,455	64.18%	36.76%					
BANDA Rupiah B	121,482	32.16%	18.42%					
HICHILEMA Hakainde	2,935	0.78%	0.45%					
CHIPIMO Elias C	1,458	0.39%	0.22%					
NAWAKWI Edith Z	1,031	0.27%	0.16%					
KAUNDA Tilyenji C	910	0.24%	0.14%					
MAGANDE Ngandu P	886	0.23%	0.13%					
MILUPI Charles L	654	0.17%	0.10%					
MIYANDA Godfrey K	420	0.11%	0.06%					
MUTESA Fredrick	390	0.10%	0.06%					
				5,150	1.36%	377,771	659,534	57.28%



Province: NORTH-WESTERN

Candidate	Votes Received	% Against Votes Cast	% against Registered Voters	Rejected Ballot Papers	Rejected Ballot Papers %	Total Votes Cast	Total Registered Voters	Percentage Poll
00000103 CHAVUMA								
BANDA Rupiah B ,MMD	6,042	61.37%	35.79%					
HICHILEMA Hakainde ,UPND	3,288	33.40%	19.48%					
SATA Micheal C ,PF	238	2.42%	1.41%					
NAWAKWI Edith Z ,FDD	37	0.38%	0.22%					
MIYANDA Godfrey K ,HERITAGE	15	0.15%	0.09%					
MILUPI Charles L ,ADD	14	0.14%	0.08%					
KAUNDA Tilyenji C ,UNIP	13	0.13%	0.08%					
CHIPIMO Elias C ,NAREP	13	0.13%	0.08%					
MAGANDE Ngandu P ,NMP	8	0.08%	0.05%					
MUTESA Fredrick ,ZED	3	0.03%	0.02%					
	9,671			174	1.77%	9,845	16,883	58.31%
00000104 KABOMPO EAST								
BANDA Rupiah B ,MMD	6,328	54.36%	32.09%					
HICHILEMA Hakainde ,UPND	4,619	39.68%	23.42%					
SATA Micheal C ,PF	446	3.83%	2.26%					
NAWAKWI Edith Z ,FDD	58	0.50%	0.29%					
MILUPI Charles L ,ADD	40	0.34%	0.20%					
MUTESA Fredrick ,ZED	35	0.30%	0.18%					
CHIPIMO Elias C ,NAREP	33	0.28%	0.17%					
KAUNDA Tilyenji C ,UNIP	30	0.26%	0.15%					
MAGANDE Ngandu P ,NMP	24	0.21%	0.12%					
MIYANDA Godfrey K ,HERITAGE	12	0.10%	0.06%					
	11,625			16	0.14%	11,641	19,719	59.03%
00000105 KABOMPO WEST								

Province: NORTH-WESTERN

Candidate	Votes Received	% Against Votes Cast	% against Registered Voters	Rejected Ballot Papers	Rejected Ballot Papers %	Total Votes Cast	Total Registered Voters	Percentage Poll
BANDA Rupiah B ,MMD	5,258	51.78%	27.00%					
HICHILEMA Hakainde ,UPND	3,602	35.47%	18.50%					
SATA Micheal C ,PF	885	8.72%	4.54%					
CHIPIMO Elias C ,NAREP	31	0.31%	0.16%					
KAUNDA Tilyenji C ,UNIP	29	0.29%	0.15%					
MIYANDA Godfrey K ,HERITAGE	20	0.20%	0.10%					
NAWAKWI Edith Z ,FDD	18	0.18%	0.09%					
MAGANDE Ngandu P ,NMP	14	0.14%	0.07%					
MILUPI Charles L ,ADD	13	0.13%	0.07%					
MUTESA Fredrick ,ZED	8	0.08%	0.04%					
	9,878			276	2.72%	10,154	19,473	52.14%
00000106 KASEMPA								
BANDA Rupiah B ,MMD	10,550	64.79%	35.88%					
HICHILEMA Hakainde ,UPND	3,945	24.23%	13.42%					
SATA Micheal C ,PF	1,060	6.51%	3.61%					
KAUNDA Tilyenji C ,UNIP	150	0.92%	0.51%					
MAGANDE Ngandu P ,NMP	77	0.47%	0.26%					
CHIPIMO Elias C ,NAREP	30	0.18%	0.10%					
MIYANDA Godfrey K ,HERITAGE	22	0.14%	0.07%					
MILUPI Charles L ,ADD	19	0.12%	0.06%					
NAWAKWI Edith Z ,FDD	10	0.06%	0.03%					
MUTESA Fredrick ,ZED	3	0.02%	0.01%					
	15,866			418	2.57%	16,284	29,403	55.38%
00000107 MUFUMBWE								
BANDA Rupiah B ,MMD	9,194	54.50%	34.02%					

Province: NORTH-WESTERN

Candidate	Votes Received	% Against Votes Cast	% against Registered Voters	Rejected Ballot Papers	Rejected Ballot Papers %	Total Votes Cast	Total Registered Voters	Percentage Poll
HICHILEMA Hakainde ,UPND	6,034	35.77%	22.33%					
SATA Micheal C ,PF	1,019	6.04%	3.77%					
KAUNDA Tilyenji C ,UNIP	74	0.44%	0.27%					
CHIPIMO Elias C ,NAREP	44	0.26%	0.16%					
MILUPI Charles L ,ADD	26	0.15%	0.10%					
MAGANDE Ngandu P ,NMP	23	0.14%	0.09%					
MIYANDA Godfrey K ,HERITAGE	18	0.11%	0.07%					
MUTESA Fredrick ,ZED	8	0.05%	0.03%					
NAWAKWI Edith Z ,FDD	2	0.01%	0.01%					
	16,442			429	2.54%	16,871	27,027	62.42%
00000108 MWINILUNGA								
HICHILEMA Hakainde ,UPND	14,897	52.86%	32.28%					
BANDA Rupiah B ,MMD	11,432	40.57%	24.78%					
SATA Micheal C ,PF	710	2.52%	1.54%					
CHIPIMO Elias C ,NAREP	109	0.39%	0.24%					
KAUNDA Tilyenji C ,UNIP	67	0.24%	0.15%					
MIYANDA Godfrey K ,HERITAGE	52	0.18%	0.11%					
MILUPI Charles L ,ADD	46	0.16%	0.10%					
MAGANDE Ngandu P ,NMP	35	0.12%	0.08%					
MUTESA Fredrick ,ZED	21	0.07%	0.05%					
NAWAKWI Edith Z ,FDD	7	0.02%	0.02%					
	27,376			805	2.86%	28,181	46,143	61.07%
00000109 IKELENG'I								
BANDA Rupiah B ,MMD	6,413	60.97%	39.58%					
HICHILEMA Hakainde ,UPND	2,835	26.95%	17.50%					

Province: NORTH-WESTERN

Candidate	Votes Received	% Against Votes Cast	% against Registered Voters	Rejected Ballot Papers	Rejected Ballot Papers %	Total Votes Cast	Total Registered Voters	Percentage Poll
SATA Micheal C ,PF	755	7.18%	4.66%					
CHIPIMO Elias C ,NAREP	43	0.41%	0.27%					
KAUNDA Tilyenji C ,UNIP	35	0.33%	0.22%					
MILUPI Charles L ,ADD	32	0.30%	0.20%					
MAGANDE Ngandu P ,NMP	14	0.13%	0.09%					
MIYANDA Godfrey K ,HERITAGE	11	0.10%	0.07%					
NAWAKWI Edith Z ,FDD	10	0.10%	0.06%					
MUTESA Fredrick ,ZED	10	0.10%	0.06%					
	10,158			361	3.43%	10,519	16,204	64.92%
00000110 SOLWEZI CENTRAL								
BANDA Rupiah B ,MMD	10,855	39.26%	20.52%					
SATA Micheal C ,PF	8,543	30.90%	16.15%					
HICHILEMA Hakainde ,UPND	7,548	27.30%	14.27%					
MAGANDE Ngandu P ,NMP	84	0.30%	0.16%					
NAWAKWI Edith Z ,FDD	55	0.20%	0.10%					
KAUNDA Tilyenji C ,UNIP	44	0.16%	0.08%					
CHIPIMO Elias C ,NAREP	33	0.12%	0.06%					
MIYANDA Godfrey K ,HERITAGE	25	0.09%	0.05%					
MILUPI Charles L ,ADD	19	0.07%	0.04%					
MUTESA Fredrick ,ZED	2	0.01%	0.00%					
	27,208			439	1.59%	27,647	52,900	52.26%
00000111 SOLWEZI EAST								
BANDA Rupiah B ,MMD	4,918	58.04%	24.10%					
HICHILEMA Hakainde ,UPND	2,030	23.96%	9.95%					
SATA Micheal C ,PF	1,072	12.65%	5.25%					

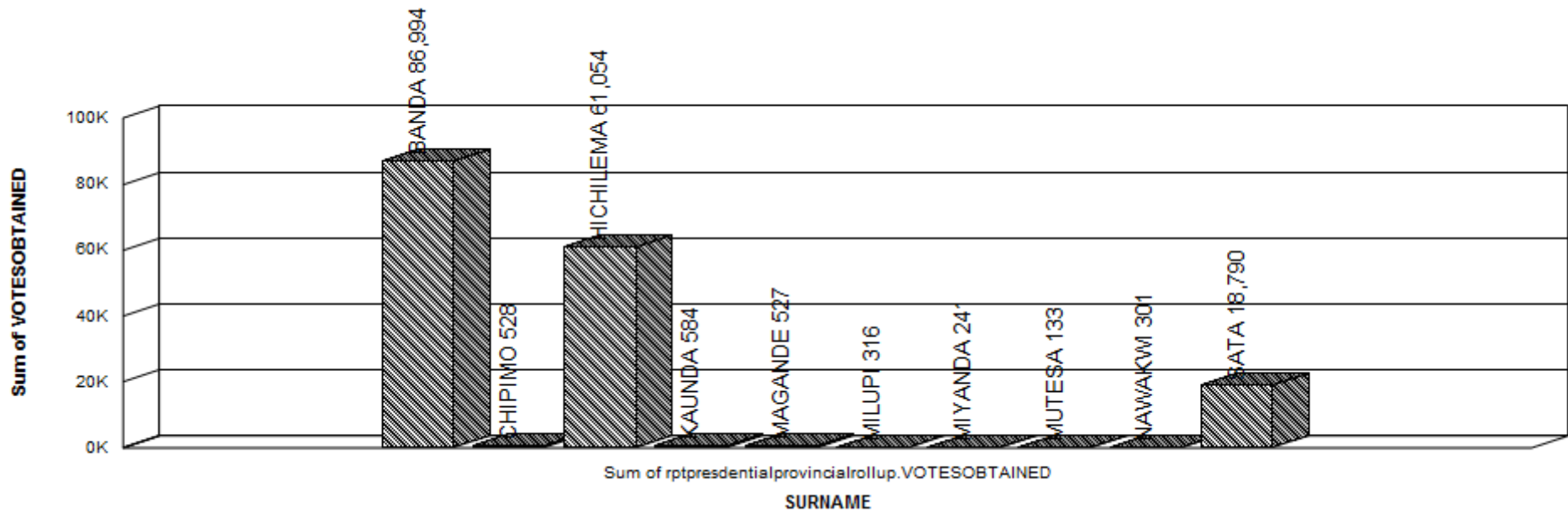
Province: NORTH-WESTERN

Candidate	Votes Received	% Against Votes Cast	% against Registered Voters	Rejected Ballot Papers	Rejected Ballot Papers %	Total Votes Cast	Total Registered Voters	Percentage Poll
MAGANDE Ngandu P ,NMP	52	0.61%	0.25%					
CHIPIMO Elias C ,NAREP	33	0.39%	0.16%					
KAUNDA Tilyenji C ,UNIP	33	0.39%	0.16%					
NAWAKWI Edith Z ,FDD	22	0.26%	0.11%					
MIYANDA Godfrey K ,HERITAGE	13	0.15%	0.06%					
MUTESA Fredrick ,ZED	13	0.15%	0.06%					
MILUPI Charles L ,ADD	9	0.11%	0.04%					
	8,195			279	3.29%	8,474	20,406	41.53%
00000112 SOLWEZI WEST								
BANDA Rupiah B ,MMD	7,775	48.86%	23.33%					
HICHILEMA Hakainde ,UPND	4,815	30.26%	14.45%					
SATA Micheal C ,PF	2,362	14.84%	7.09%					
MAGANDE Ngandu P ,NMP	160	1.01%	0.48%					
KAUNDA Tilyenji C ,UNIP	70	0.44%	0.21%					
CHIPIMO Elias C ,NAREP	58	0.36%	0.17%					
NAWAKWI Edith Z ,FDD	41	0.26%	0.12%					
MILUPI Charles L ,ADD	39	0.25%	0.12%					
MIYANDA Godfrey K ,HERITAGE	27	0.17%	0.08%					
MUTESA Fredrick ,ZED	18	0.11%	0.05%					
	15,365			549	3.45%	15,914	33,320	47.76%
00000113 ZAMBEZI EAST								
BANDA Rupiah B ,MMD	6,742	52.63%	28.11%					
HICHILEMA Hakainde ,UPND	4,598	35.89%	19.17%					
SATA Micheal C ,PF	1,199	9.36%	5.00%					
CHIPIMO Elias C ,NAREP	81	0.63%	0.34%					

Province: NORTH-WESTERN

Candidate	Votes Received	% Against Votes Cast	% against Registered Voters	Rejected Ballot Papers	Rejected Ballot Papers %	Total Votes Cast	Total Registered Voters	Percentage Poll
MILUPI Charles L ,ADD	50	0.39%	0.21%					
MAGANDE Ngandu P ,NMP	28	0.22%	0.12%					
NAWAKWI Edith Z ,FDD	28	0.22%	0.12%					
KAUNDA Tilyenji C ,UNIP	25	0.20%	0.10%					
MIYANDA Godfrey K ,HERITAGE	19	0.15%	0.08%					
MUTESA Fredrick ,ZED	11	0.09%	0.05%					
	12,781			30	0.23%	12,811	23,986	53.41%
00000114 ZAMBEZI WEST								
HICHILEMA Hakainde ,UPND	2,843	57.88%	27.86%					
BANDA Rupiah B ,MMD	1,487	30.27%	14.57%					
SATA Micheal C ,PF	501	10.20%	4.91%					
CHIPIMO Elias C ,NAREP	20	0.41%	0.20%					
KAUNDA Tilyenji C ,UNIP	14	0.29%	0.14%					
NAWAKWI Edith Z ,FDD	13	0.26%	0.13%					
MILUPI Charles L ,ADD	9	0.18%	0.09%					
MAGANDE Ngandu P ,NMP	8	0.16%	0.08%					
MIYANDA Godfrey K ,HERITAGE	7	0.14%	0.07%					
MUTESA Fredrick ,ZED	1	0.02%	0.01%					
	4,903			9	0.18%	4,912	10,206	48.13%

NORTH-WESTERN Province	Votes Received	% Against Votes Cast	% against Registered Voters	Rejected Ballot Papers	Rejected Ballot Papers %	Total Votes Cast	Total Registered Voters	Percentage Poll
Candidate								
BANDA Rupiah B	86,994	50.21%	27.56%					
HICHILEMA Hakainde	61,054	35.24%	19.34%					
SATA Micheal C	18,790	10.85%	5.95%					
KAUNDA Tilyenji C	584	0.34%	0.19%					
CHIPIMO Elias C	528	0.30%	0.17%					
MAGANDE Ngandu P	527	0.30%	0.17%					
MILUPI Charles L	316	0.18%	0.10%					
NAWAKWI Edith Z	301	0.17%	0.10%					
MIYANDA Godfrey K	241	0.14%	0.08%					
MUTESA Fredrick	133	0.08%	0.04%					
				3,785	2.18%	173,253	315,670	54.88%



Province: SOUTHERN

Candidate	Votes Received	% Against Votes Cast	% against Registered Voters	Rejected Ballot Papers	Rejected Ballot Papers %	Total Votes Cast	Total Registered Voters	Percentage Poll
00000115 CHOMA CENTRAL								
HICHILEMA Hakainde ,UPND	20,819	74.76%	41.58%					
BANDA Rupiah B ,MMD	4,412	15.84%	8.81%					
SATA Micheal C ,PF	1,655	5.94%	3.31%					
KAUNDA Tilyenji C ,UNIP	95	0.34%	0.19%					
CHIPIMO Elias C ,NAREP	90	0.32%	0.18%					
MAGANDE Ngandu P ,NMP	65	0.23%	0.13%					
MIYANDA Godfrey K ,HERITAGE	61	0.22%	0.12%					
MILUPI Charles L ,ADD	53	0.19%	0.11%					
NAWAKWI Edith Z ,FDD	19	0.07%	0.04%					
MUTESA Fredrick ,ZED	16	0.06%	0.03%					
	27,285			562	2.02%	27,847	50,072	55.61%
00000116 MBABALA								
HICHILEMA Hakainde ,UPND	11,756	78.61%	47.63%					
BANDA Rupiah B ,MMD	2,762	18.47%	11.19%					
SATA Micheal C ,PF	197	1.32%	0.80%					
CHIPIMO Elias C ,NAREP	64	0.43%	0.26%					
KAUNDA Tilyenji C ,UNIP	40	0.27%	0.16%					
MILUPI Charles L ,ADD	30	0.20%	0.12%					
MIYANDA Godfrey K ,HERITAGE	23	0.15%	0.09%					
MAGANDE Ngandu P ,NMP	15	0.10%	0.06%					
MUTESA Fredrick ,ZED	5	0.03%	0.02%					
NAWAKWI Edith Z ,FDD	2	0.01%	0.01%					
	14,894			60	0.40%	14,954	24,683	60.58%
00000117 PEMBA								

Province: SOUTHERN

Candidate	Votes Received	% Against Votes Cast	% against Registered Voters	Rejected Ballot Papers	Rejected Ballot Papers %	Total Votes Cast	Total Registered Voters	Percentage Poll
HICHILEMA Hakainde ,UPND	12,532	81.91%	50.42%					
BANDA Rupiah B ,MMD	2,193	14.33%	8.82%					
SATA Micheal C ,PF	153	1.00%	0.62%					
NAWAKWI Edith Z ,FDD	128	0.84%	0.51%					
KAUNDA Tilyenji C ,UNIP	80	0.52%	0.32%					
CHIPIMO Elias C ,NAREP	68	0.44%	0.27%					
MIYANDA Godfrey K ,HERITAGE	48	0.31%	0.19%					
MAGANDE Ngandu P ,NMP	31	0.20%	0.12%					
MILUPI Charles L ,ADD	21	0.14%	0.08%					
MUTESA Fredrick ,ZED	13	0.08%	0.05%					
	15,267			32	0.21%	15,299	24,856	61.55%
00000118 GWEMBE								
HICHILEMA Hakainde ,UPND	12,361	82.78%	53.65%					
BANDA Rupiah B ,MMD	1,617	10.83%	7.02%					
SATA Micheal C ,PF	236	1.58%	1.02%					
KAUNDA Tilyenji C ,UNIP	81	0.54%	0.35%					
MIYANDA Godfrey K ,HERITAGE	72	0.48%	0.31%					
CHIPIMO Elias C ,NAREP	50	0.33%	0.22%					
NAWAKWI Edith Z ,FDD	42	0.28%	0.18%					
MAGANDE Ngandu P ,NMP	41	0.27%	0.18%					
MILUPI Charles L ,ADD	28	0.19%	0.12%					
MUTESA Fredrick ,ZED	26	0.17%	0.11%					
	14,554			378	2.53%	14,932	23,042	64.80%
00000119 DUNDUMWEZI								
HICHILEMA Hakainde ,UPND	15,253	89.59%	53.90%					

Province: SOUTHERN

Candidate	Votes Received	% Against Votes Cast	% against Registered Voters	Rejected Ballot Papers	Rejected Ballot Papers %	Total Votes Cast	Total Registered Voters	Percentage Poll
BANDA Rupiah B ,MMD	1,060	6.23%	3.75%					
SATA Micheal C ,PF	114	0.67%	0.40%					
MIYANDA Godfrey K ,HERITAGE	62	0.36%	0.22%					
CHIPIMO Elias C ,NAREP	57	0.33%	0.20%					
KAUNDA Tilyenji C ,UNIP	57	0.33%	0.20%					
MAGANDE Ngandu P ,NMP	20	0.12%	0.07%					
MILUPI Charles L ,ADD	14	0.08%	0.05%					
MUTESA Fredrick ,ZED	8	0.05%	0.03%					
NAWAKWI Edith Z ,FDD	5	0.03%	0.02%					
	16,650			375	2.20%	17,025	28,300	60.16%
00000120 KALOMO CENTRAL								
HICHILEMA Hakainde ,UPND	16,569	76.82%	43.65%					
BANDA Rupiah B ,MMD	3,470	16.09%	9.14%					
SATA Micheal C ,PF	594	2.75%	1.56%					
MAGANDE Ngandu P ,NMP	299	1.39%	0.79%					
KAUNDA Tilyenji C ,UNIP	88	0.41%	0.23%					
MIYANDA Godfrey K ,HERITAGE	47	0.22%	0.12%					
CHIPIMO Elias C ,NAREP	45	0.21%	0.12%					
MILUPI Charles L ,ADD	30	0.14%	0.08%					
MUTESA Fredrick ,ZED	21	0.10%	0.06%					
NAWAKWI Edith Z ,FDD	17	0.08%	0.04%					
	21,180			390	1.81%	21,570	37,960	56.82%
00000121 KATOMBOLA								
HICHILEMA Hakainde ,UPND	13,790	58.11%	32.11%					
BANDA Rupiah B ,MMD	7,956	33.52%	18.53%					

Province: SOUTHERN

Candidate	Votes Received	% Against Votes Cast	% against Registered Voters	Rejected Ballot Papers	Rejected Ballot Papers %	Total Votes Cast	Total Registered Voters	Percentage Poll
SATA Micheal C ,PF	998	4.21%	2.32%					
MILUPI Charles L ,ADD	157	0.66%	0.37%					
KAUNDA Tilyenji C ,UNIP	106	0.45%	0.25%					
CHIPIMO Elias C ,NAREP	75	0.32%	0.17%					
MAGANDE Ngandu P ,NMP	72	0.30%	0.17%					
MIYANDA Godfrey K ,HERITAGE	60	0.25%	0.14%					
MUTESA Fredrick ,ZED	28	0.12%	0.07%					
NAWAKWI Edith Z ,FDD	22	0.09%	0.05%					
	23,264			468	1.97%	23,732	42,945	55.26%
00000122 MAPATIZYA								
HICHILEMA Hakainde ,UPND	10,151	68.60%	38.75%					
BANDA Rupiah B ,MMD	4,062	27.45%	15.50%					
SATA Micheal C ,PF	266	1.80%	1.02%					
KAUNDA Tilyenji C ,UNIP	77	0.52%	0.29%					
MIYANDA Godfrey K ,HERITAGE	75	0.51%	0.29%					
CHIPIMO Elias C ,NAREP	58	0.39%	0.22%					
MILUPI Charles L ,ADD	28	0.19%	0.11%					
MAGANDE Ngandu P ,NMP	27	0.18%	0.10%					
NAWAKWI Edith Z ,FDD	12	0.08%	0.05%					
MUTESA Fredrick ,ZED	8	0.05%	0.03%					
	14,764			34	0.23%	14,798	26,199	56.48%
00000123 LIVINGSTONE								
BANDA Rupiah B ,MMD	13,255	33.83%	19.57%					
HICHILEMA Hakainde ,UPND	13,253	33.83%	19.57%					
SATA Micheal C ,PF	11,591	29.58%	17.11%					

Province: SOUTHERN

Candidate	Votes Received	% Against Votes Cast	% against Registered Voters	Rejected Ballot Papers	Rejected Ballot Papers %	Total Votes Cast	Total Registered Voters	Percentage Poll
MILUPI Charles L ,ADD	344	0.88%	0.51%					
MAGANDE Ngandu P ,NMP	125	0.32%	0.18%					
KAUNDA Tilyenji C ,UNIP	62	0.16%	0.09%					
CHIPIMO Elias C ,NAREP	55	0.14%	0.08%					
MIYANDA Godfrey K ,HERITAGE	41	0.10%	0.06%					
NAWAKWI Edith Z ,FDD	35	0.09%	0.05%					
MUTESA Fredrick ,ZED	13	0.03%	0.02%					
	38,774			405	1.03%	39,179	67,730	57.85%
00000124 CHIKANKATA								
HICHILEMA Hakainde ,UPND	11,543	72.34%	40.09%					
BANDA Rupiah B ,MMD	3,468	21.73%	12.05%					
SATA Micheal C ,PF	713	4.47%	2.48%					
CHIPIMO Elias C ,NAREP	45	0.28%	0.16%					
KAUNDA Tilyenji C ,UNIP	40	0.25%	0.14%					
MAGANDE Ngandu P ,NMP	37	0.23%	0.13%					
MIYANDA Godfrey K ,HERITAGE	27	0.17%	0.09%					
MILUPI Charles L ,ADD	18	0.11%	0.06%					
MUTESA Fredrick ,ZED	14	0.09%	0.05%					
NAWAKWI Edith Z ,FDD	8	0.05%	0.03%					
	15,913			44	0.28%	15,957	28,791	55.42%
00000125 MAGOYE								
HICHILEMA Hakainde ,UPND	12,219	82.05%	48.03%					
BANDA Rupiah B ,MMD	2,074	13.93%	8.15%					
SATA Micheal C ,PF	327	2.20%	1.29%					
MAGANDE Ngandu P ,NMP	44	0.30%	0.17%					

Province: SOUTHERN

Candidate	Votes Received	% Against Votes Cast	% against Registered Voters	Rejected Ballot Papers	Rejected Ballot Papers %	Total Votes Cast	Total Registered Voters	Percentage Poll
KAUNDA Tilyenji C ,UNIP	43	0.29%	0.17%					
MIYANDA Godfrey K ,HERITAGE	42	0.28%	0.17%					
CHIPIMO Elias C ,NAREP	36	0.24%	0.14%					
MILUPI Charles L ,ADD	18	0.12%	0.07%					
NAWAKWI Edith Z ,FDD	18	0.12%	0.07%					
MUTESA Fredrick ,ZED	7	0.05%	0.03%					
	14,828			65	0.44%	14,893	25,438	58.55%
00000126 MAZABUKA CENTRAL								
HICHILEMA Hakainde ,UPND	14,258	64.41%	33.50%					
BANDA Rupiah B ,MMD	4,469	20.19%	10.50%					
SATA Micheal C ,PF	3,176	14.35%	7.46%					
KAUNDA Tilyenji C ,UNIP	42	0.19%	0.10%					
MAGANDE Ngandu P ,NMP	39	0.18%	0.09%					
CHIPIMO Elias C ,NAREP	29	0.13%	0.07%					
MILUPI Charles L ,ADD	23	0.10%	0.05%					
MIYANDA Godfrey K ,HERITAGE	10	0.05%	0.02%					
NAWAKWI Edith Z ,FDD	9	0.04%	0.02%					
MUTESA Fredrick ,ZED	1	0.00%	0.00%					
	22,056			81	0.37%	22,137	42,564	52.01%
00000127 BWEENGWA								
HICHILEMA Hakainde ,UPND	13,286	90.47%	60.62%					
BANDA Rupiah B ,MMD	1,049	7.14%	4.79%					
SATA Micheal C ,PF	192	1.31%	0.88%					
KAUNDA Tilyenji C ,UNIP	45	0.31%	0.21%					
CHIPIMO Elias C ,NAREP	31	0.21%	0.14%					

Province: SOUTHERN

Candidate	Votes Received	% Against Votes Cast	% against Registered Voters	Rejected Ballot Papers	Rejected Ballot Papers %	Total Votes Cast	Total Registered Voters	Percentage Poll
MIYANDA Godfrey K ,HERITAGE	18	0.12%	0.08%					
MAGANDE Ngandu P ,NMP	15	0.10%	0.07%					
MUTESA Fredrick ,ZED	12	0.08%	0.05%					
MILUPI Charles L ,ADD	10	0.07%	0.05%					
NAWAKWI Edith Z ,FDD	3	0.02%	0.01%					
	14,661			25	0.17%	14,686	21,918	67.00%
00000128 MONZE CENTRAL								
HICHILEMA Hakainde ,UPND	21,373	81.84%	51.19%					
BANDA Rupiah B ,MMD	2,981	11.41%	7.14%					
SATA Micheal C ,PF	1,177	4.51%	2.82%					
CHIPIMO Elias C ,NAREP	364	1.39%	0.87%					
KAUNDA Tilyenji C ,UNIP	67	0.26%	0.16%					
MIYANDA Godfrey K ,HERITAGE	37	0.14%	0.09%					
MILUPI Charles L ,ADD	23	0.09%	0.06%					
MAGANDE Ngandu P ,NMP	22	0.08%	0.05%					
NAWAKWI Edith Z ,FDD	18	0.07%	0.04%					
MUTESA Fredrick ,ZED	9	0.03%	0.02%					
	26,071			45	0.17%	26,116	41,749	62.55%
00000129 MOOMBA								
HICHILEMA Hakainde ,UPND	8,236	86.98%	56.19%					
BANDA Rupiah B ,MMD	941	9.94%	6.42%					
SATA Micheal C ,PF	120	1.27%	0.82%					
KAUNDA Tilyenji C ,UNIP	36	0.38%	0.25%					
NAWAKWI Edith Z ,FDD	25	0.26%	0.17%					
MIYANDA Godfrey K ,HERITAGE	23	0.24%	0.16%					

Province: SOUTHERN

Candidate	Votes Received	% Against Votes Cast	% against Registered Voters	Rejected Ballot Papers	Rejected Ballot Papers %	Total Votes Cast	Total Registered Voters	Percentage Poll
CHIPIMO Elias C ,NAREP	22	0.23%	0.15%					
MILUPI Charles L ,ADD	12	0.13%	0.08%					
MUTESA Fredrick ,ZED	11	0.12%	0.08%					
MAGANDE Ngandu P ,NMP	11	0.12%	0.08%					
	9,437			32	0.34%	9,469	14,658	64.60%
00000130 ITEZHITZHI								
HICHILEMA Hakainde ,UPND	7,520	62.24%	28.93%					
BANDA Rupiah B ,MMD	3,582	29.64%	13.78%					
SATA Micheal C ,PF	631	5.22%	2.43%					
NAWAKWI Edith Z ,FDD	31	0.26%	0.12%					
CHIPIMO Elias C ,NAREP	28	0.23%	0.11%					
KAUNDA Tilyenji C ,UNIP	23	0.19%	0.09%					
MIYANDA Godfrey K ,HERITAGE	20	0.17%	0.08%					
MILUPI Charles L ,ADD	16	0.13%	0.06%					
MUTESA Fredrick ,ZED	6	0.05%	0.02%					
MAGANDE Ngandu P ,NMP	5	0.04%	0.02%					
	11,862			221	1.83%	12,083	25,995	46.48%
00000131 NAMWALA								
HICHILEMA Hakainde ,UPND	15,936	76.58%	43.38%					
BANDA Rupiah B ,MMD	4,382	21.06%	11.93%					
SATA Micheal C ,PF	280	1.35%	0.76%					
MILUPI Charles L ,ADD	56	0.27%	0.15%					
CHIPIMO Elias C ,NAREP	38	0.18%	0.10%					
KAUNDA Tilyenji C ,UNIP	35	0.17%	0.10%					
MAGANDE Ngandu P ,NMP	24	0.12%	0.07%					

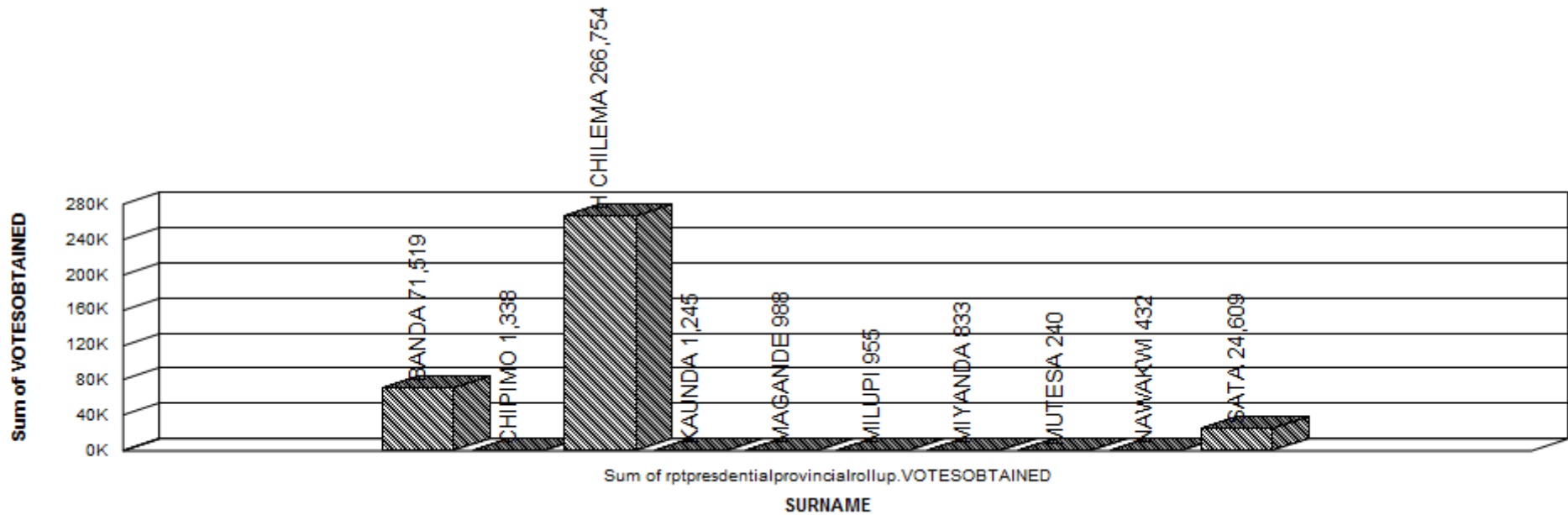
Province: SOUTHERN

Candidate	Votes Received	% Against Votes Cast	% against Registered Voters	Rejected Ballot Papers	Rejected Ballot Papers %	Total Votes Cast	Total Registered Voters	Percentage Poll
MIYANDA Godfrey K ,HERITAGE	20	0.10%	0.05%					
NAWAKWI Edith Z ,FDD	14	0.07%	0.04%					
MUTESA Fredrick ,ZED	5	0.02%	0.01%					
	20,790			19	0.09%	20,809	36,732	56.65%
00000132 SIAVONGA								
HICHILEMA Hakainde ,UPND	16,817	71.75%	44.36%					
BANDA Rupiah B ,MMD	3,738	15.95%	9.86%					
SATA Micheal C ,PF	1,660	7.08%	4.38%					
KAUNDA Tilyenji C ,UNIP	145	0.62%	0.38%					
MIYANDA Godfrey K ,HERITAGE	97	0.41%	0.26%					
CHIPIMO Elias C ,NAREP	94	0.40%	0.25%					
MAGANDE Ngandu P ,NMP	77	0.33%	0.20%					
MILUPI Charles L ,ADD	51	0.22%	0.13%					
MUTESA Fredrick ,ZED	24	0.10%	0.06%					
NAWAKWI Edith Z ,FDD	13	0.06%	0.03%					
	22,716			723	3.08%	23,439	37,908	61.83%
00000133 SINAZONGWE								
HICHILEMA Hakainde ,UPND	19,082	77.49%	45.38%					
BANDA Rupiah B ,MMD	4,048	16.44%	9.63%					
SATA Micheal C ,PF	529	2.15%	1.26%					
CHIPIMO Elias C ,NAREP	89	0.36%	0.21%					
KAUNDA Tilyenji C ,UNIP	83	0.34%	0.20%					
MIYANDA Godfrey K ,HERITAGE	50	0.20%	0.12%					
MILUPI Charles L ,ADD	23	0.09%	0.05%					
MAGANDE Ngandu P ,NMP	19	0.08%	0.05%					

Province: SOUTHERN

Candidate	Votes Received	% Against Votes Cast	% against Registered Voters	Rejected Ballot Papers	Rejected Ballot Papers %	Total Votes Cast	Total Registered Voters	Percentage Poll
MUTESA Fredrick ,ZED	13	0.05%	0.03%					
NAWAKWI Edith Z ,FDD	11	0.04%	0.03%					
	23,947			677	2.75%	24,624	42,048	58.56%

SOUTHERN Province Candidate	Votes Received	% Against Votes Cast	% against Registered Voters	Rejected Ballot Papers	Rejected Ballot Papers %	Total Votes Cast	Total Registered Voters	Percentage Poll
HICHILEMA Hakainde	266,754	71.41%	41.45%					
BANDA Rupiah B	71,519	19.15%	11.11%					
SATA Micheal C	24,609	6.59%	3.82%					
CHIPIMO Elias C	1,338	0.36%	0.21%					
KAUNDA Tilyenji C	1,245	0.33%	0.19%					
MAGANDE Ngandu P	988	0.26%	0.15%					
MILUPI Charles L	955	0.26%	0.15%					
MIYANDA Godfrey K	833	0.22%	0.13%					
NAWAKWI Edith Z	432	0.12%	0.07%					
MUTESA Fredrick	240	0.06%	0.04%					
				4,636	1.24%	373,549	643,588	58.04%



Province: WESTERN

Candidate	Votes Received	% Against Votes Cast	% against Registered Voters	Rejected Ballot Papers	Rejected Ballot Papers %	Total Votes Cast	Total Registered Voters	Percentage Poll
00000134 KALABO CENTRAL								
HICHILEMA Hakainde ,UPND	5,258	37.43%	18.69%					
BANDA Rupiah B ,MMD	3,588	25.54%	12.76%					
SATA Micheal C ,PF	2,665	18.97%	9.47%					
MILUPI Charles L ,ADD	1,828	13.01%	6.50%					
MIYANDA Godfrey K ,HERITAGE	100	0.71%	0.36%					
CHIPIMO Elias C ,NAREP	73	0.52%	0.26%					
KAUNDA Tilyenji C ,UNIP	64	0.46%	0.23%					
NAWAKWI Edith Z ,FDD	60	0.43%	0.21%					
MAGANDE Ngandu P ,NMP	44	0.31%	0.16%					
MUTESA Fredrick ,ZED	15	0.11%	0.05%					
	13,695			351	2.50%	14,046	28,130	49.93%
00000135 LIUWA								
BANDA Rupiah B ,MMD	3,048	38.63%	22.29%					
MILUPI Charles L ,ADD	1,757	22.27%	12.85%					
HICHILEMA Hakainde ,UPND	1,589	20.14%	11.62%					
SATA Micheal C ,PF	1,315	16.66%	9.61%					
MIYANDA Godfrey K ,HERITAGE	58	0.74%	0.42%					
CHIPIMO Elias C ,NAREP	31	0.39%	0.23%					
NAWAKWI Edith Z ,FDD	27	0.34%	0.20%					
MAGANDE Ngandu P ,NMP	26	0.33%	0.19%					
KAUNDA Tilyenji C ,UNIP	24	0.30%	0.18%					
MUTESA Fredrick ,ZED	7	0.09%	0.05%					
	7,882			9	0.11%	7,891	13,677	57.70%
00000136 SIKONGO								

Province: WESTERN

Candidate	Votes Received	% Against Votes Cast	% against Registered Voters	Rejected Ballot Papers	Rejected Ballot Papers %	Total Votes Cast	Total Registered Voters	Percentage Poll
BANDA Rupiah B ,MMD	3,846	44.45%	19.64%					
SATA Micheal C ,PF	2,414	27.90%	12.33%					
HICHILEMA Hakainde ,UPND	2,108	24.36%	10.77%					
MILUPI Charles L ,ADD	92	1.06%	0.47%					
CHIPIMO Elias C ,NAREP	50	0.58%	0.26%					
MAGANDE Ngandu P ,NMP	31	0.36%	0.16%					
KAUNDA Tilyenji C ,UNIP	31	0.36%	0.16%					
MIYANDA Godfrey K ,HERITAGE	22	0.25%	0.11%					
MUTESA Fredrick ,ZED	16	0.18%	0.08%					
NAWAKWI Edith Z ,FDD	10	0.12%	0.05%					
	8,620			33	0.38%	8,653	19,581	44.19%
00000137 KAOMA CENTRAL								
BANDA Rupiah B ,MMD	5,984	39.73%	17.62%					
HICHILEMA Hakainde ,UPND	4,318	28.67%	12.71%					
SATA Micheal C ,PF	3,845	25.53%	11.32%					
MILUPI Charles L ,ADD	633	4.20%	1.86%					
MAGANDE Ngandu P ,NMP	66	0.44%	0.19%					
KAUNDA Tilyenji C ,UNIP	35	0.23%	0.10%					
CHIPIMO Elias C ,NAREP	34	0.23%	0.10%					
MIYANDA Godfrey K ,HERITAGE	28	0.19%	0.08%					
NAWAKWI Edith Z ,FDD	19	0.13%	0.06%					
MUTESA Fredrick ,ZED	9	0.06%	0.03%					
	14,971			89	0.59%	15,060	33,968	44.34%
00000138 LUAMPA								
BANDA Rupiah B ,MMD	4,622	42.45%	20.34%					

Province: WESTERN

Candidate	Votes Received	% Against Votes Cast	% against Registered Voters	Rejected Ballot Papers	Rejected Ballot Papers %	Total Votes Cast	Total Registered Voters	Percentage Poll
HICHILEMA Hakainde ,UPND	2,922	26.83%	12.86%					
SATA Micheal C ,PF	1,532	14.07%	6.74%					
MILUPI Charles L ,ADD	1,033	9.49%	4.55%					
CHIPIMO Elias C ,NAREP	266	2.44%	1.17%					
MIYANDA Godfrey K ,HERITAGE	60	0.55%	0.26%					
NAWAKWI Edith Z ,FDD	39	0.36%	0.17%					
KAUNDA Tilyenji C ,UNIP	37	0.34%	0.16%					
MAGANDE Ngandu P ,NMP	35	0.32%	0.15%					
MUTESA Fredrick ,ZED	10	0.09%	0.04%					
	10,556			333	3.06%	10,889	22,724	47.92%
00000139 MANGANGO								
BANDA Rupiah B ,MMD	3,061	40.12%	17.84%					
HICHILEMA Hakainde ,UPND	2,792	36.60%	16.27%					
SATA Micheal C ,PF	1,283	16.82%	7.48%					
MILUPI Charles L ,ADD	271	3.55%	1.58%					
KAUNDA Tilyenji C ,UNIP	96	1.26%	0.56%					
MIYANDA Godfrey K ,HERITAGE	29	0.38%	0.17%					
NAWAKWI Edith Z ,FDD	24	0.31%	0.14%					
CHIPIMO Elias C ,NAREP	21	0.28%	0.12%					
MAGANDE Ngandu P ,NMP	19	0.25%	0.11%					
MUTESA Fredrick ,ZED	14	0.18%	0.08%					
	7,610			19	0.25%	7,629	17,157	44.47%
00000140 LUKULU EAST								
BANDA Rupiah B ,MMD	4,879	38.11%	19.40%					
HICHILEMA Hakainde ,UPND	3,336	26.06%	13.26%					

Province: WESTERN

Candidate	Votes Received	% Against Votes Cast	% against Registered Voters	Rejected Ballot Papers	Rejected Ballot Papers %	Total Votes Cast	Total Registered Voters	Percentage Poll
SATA Micheal C ,PF	2,713	21.19%	10.79%					
MILUPI Charles L ,ADD	1,291	10.08%	5.13%					
MIYANDA Godfrey K ,HERITAGE	74	0.58%	0.29%					
CHIPIMO Elias C ,NAREP	64	0.50%	0.25%					
KAUNDA Tilyenji C ,UNIP	50	0.39%	0.20%					
MAGANDE Ngandu P ,NMP	40	0.31%	0.16%					
NAWAKWI Edith Z ,FDD	23	0.18%	0.09%					
MUTESA Fredrick ,ZED	17	0.13%	0.07%					
	12,487			316	2.47%	12,803	25,155	50.90%
00000141 LUKULU WEST								
BANDA Rupiah B ,MMD	2,429	42.64%	20.43%					
SATA Micheal C ,PF	1,794	31.49%	15.09%					
HICHILEMA Hakainde ,UPND	797	13.99%	6.70%					
MILUPI Charles L ,ADD	316	5.55%	2.66%					
MAGANDE Ngandu P ,NMP	25	0.44%	0.21%					
NAWAKWI Edith Z ,FDD	24	0.42%	0.20%					
CHIPIMO Elias C ,NAREP	23	0.40%	0.19%					
KAUNDA Tilyenji C ,UNIP	18	0.32%	0.15%					
MIYANDA Godfrey K ,HERITAGE	17	0.30%	0.14%					
MUTESA Fredrick ,ZED	14	0.25%	0.12%					
	5,457			240	4.21%	5,697	11,889	47.92%
00000142 LUENA								
MILUPI Charles L ,ADD	4,882	40.68%	23.31%					
BANDA Rupiah B ,MMD	3,112	25.93%	14.86%					
HICHILEMA Hakainde ,UPND	2,273	18.94%	10.85%					

Province: WESTERN

Candidate	Votes Received	% Against Votes Cast	% against Registered Voters	Rejected Ballot Papers	Rejected Ballot Papers %	Total Votes Cast	Total Registered Voters	Percentage Poll
SATA Micheal C ,PF	1,559	12.99%	7.44%					
MIYANDA Godfrey K ,HERITAGE	52	0.43%	0.25%					
CHIPIMO Elias C ,NAREP	28	0.23%	0.13%					
NAWAKWI Edith Z ,FDD	24	0.20%	0.11%					
MAGANDE Ngandu P ,NMP	16	0.13%	0.08%					
KAUNDA Tilyenji C ,UNIP	14	0.12%	0.07%					
MUTESA Fredrick ,ZED	10	0.08%	0.05%					
	11,970			31	0.26%	12,001	20,944	57.30%
00000143 MONGU CENTRAL								
SATA Micheal C ,PF	9,122	42.23%	20.82%					
BANDA Rupiah B ,MMD	5,422	25.10%	12.38%					
MILUPI Charles L ,ADD	3,362	15.56%	7.67%					
HICHILEMA Hakainde ,UPND	2,982	13.80%	6.81%					
CHIPIMO Elias C ,NAREP	210	0.97%	0.48%					
MAGANDE Ngandu P ,NMP	83	0.38%	0.19%					
MIYANDA Godfrey K ,HERITAGE	73	0.34%	0.17%					
KAUNDA Tilyenji C ,UNIP	48	0.22%	0.11%					
NAWAKWI Edith Z ,FDD	31	0.14%	0.07%					
MUTESA Fredrick ,ZED	9	0.04%	0.02%					
	21,342			260	1.20%	21,602	43,814	49.30%
00000144 NALIKWANDA								
BANDA Rupiah B ,MMD	4,122	45.18%	20.95%					
SATA Micheal C ,PF	1,981	21.71%	10.07%					
HICHILEMA Hakainde ,UPND	1,783	19.54%	9.06%					
MILUPI Charles L ,ADD	650	7.12%	3.30%					

Province: WESTERN

Candidate	Votes Received	% Against Votes Cast	% against Registered Voters	Rejected Ballot Papers	Rejected Ballot Papers %	Total Votes Cast	Total Registered Voters	Percentage Poll
CHIPIMO Elias C ,NAREP	65	0.71%	0.33%					
MIYANDA Godfrey K ,HERITAGE	48	0.53%	0.24%					
KAUNDA Tilyenji C ,UNIP	39	0.43%	0.20%					
NAWAKWI Edith Z ,FDD	24	0.26%	0.12%					
MAGANDE Ngandu P ,NMP	21	0.23%	0.11%					
MUTESA Fredrick ,ZED	6	0.07%	0.03%					
	8,739			384	4.21%	9,123	19,674	46.37%
00000145 NALOLO								
SATA Micheal C ,PF	3,791	35.98%	15.37%					
HICHILEMA Hakainde ,UPND	2,280	21.64%	9.25%					
BANDA Rupiah B ,MMD	2,207	20.95%	8.95%					
MILUPI Charles L ,ADD	1,760	16.71%	7.14%					
MIYANDA Godfrey K ,HERITAGE	95	0.90%	0.39%					
MAGANDE Ngandu P ,NMP	50	0.47%	0.20%					
NAWAKWI Edith Z ,FDD	45	0.43%	0.18%					
KAUNDA Tilyenji C ,UNIP	42	0.40%	0.17%					
CHIPIMO Elias C ,NAREP	36	0.34%	0.15%					
MUTESA Fredrick ,ZED	11	0.10%	0.04%					
	10,317			218	2.07%	10,535	24,660	42.72%
00000146 SENANGA								
HICHILEMA Hakainde ,UPND	4,458	37.92%	15.51%					
BANDA Rupiah B ,MMD	2,806	23.87%	9.76%					
SATA Micheal C ,PF	2,514	21.39%	8.75%					
MILUPI Charles L ,ADD	1,188	10.11%	4.13%					
KAUNDA Tilyenji C ,UNIP	275	2.34%	0.96%					

Province: WESTERN

Candidate	Votes Received	% Against Votes Cast	% against Registered Voters	Rejected Ballot Papers	Rejected Ballot Papers %	Total Votes Cast	Total Registered Voters	Percentage Poll
CHIPIMO Elias C ,NAREP	79	0.67%	0.27%					
MIYANDA Godfrey K ,HERITAGE	74	0.63%	0.26%					
MAGANDE Ngandu P ,NMP	41	0.35%	0.14%					
NAWAKWI Edith Z ,FDD	26	0.22%	0.09%					
MUTESA Fredrick ,ZED	11	0.09%	0.04%					
	11,472			283	2.41%	11,755	28,739	40.90%
00000147 SINJEMBELA								
HICHILEMA Hakainde ,UPND	6,168	38.22%	15.18%					
BANDA Rupiah B ,MMD	4,606	28.54%	11.33%					
SATA Micheal C ,PF	3,790	23.49%	9.33%					
MILUPI Charles L ,ADD	1,037	6.43%	2.55%					
CHIPIMO Elias C ,NAREP	139	0.86%	0.34%					
MIYANDA Godfrey K ,HERITAGE	113	0.70%	0.28%					
KAUNDA Tilyenji C ,UNIP	96	0.59%	0.24%					
MAGANDE Ngandu P ,NMP	73	0.45%	0.18%					
MUTESA Fredrick ,ZED	38	0.24%	0.09%					
NAWAKWI Edith Z ,FDD	31	0.19%	0.08%					
	16,091			46	0.29%	16,137	40,642	39.71%
00000148 MULOBEZI								
HICHILEMA Hakainde ,UPND	3,489	44.27%	25.53%					
BANDA Rupiah B ,MMD	2,417	30.67%	17.69%					
MILUPI Charles L ,ADD	883	11.20%	6.46%					
SATA Micheal C ,PF	643	8.16%	4.71%					
MIYANDA Godfrey K ,HERITAGE	45	0.57%	0.33%					
MAGANDE Ngandu P ,NMP	37	0.47%	0.27%					

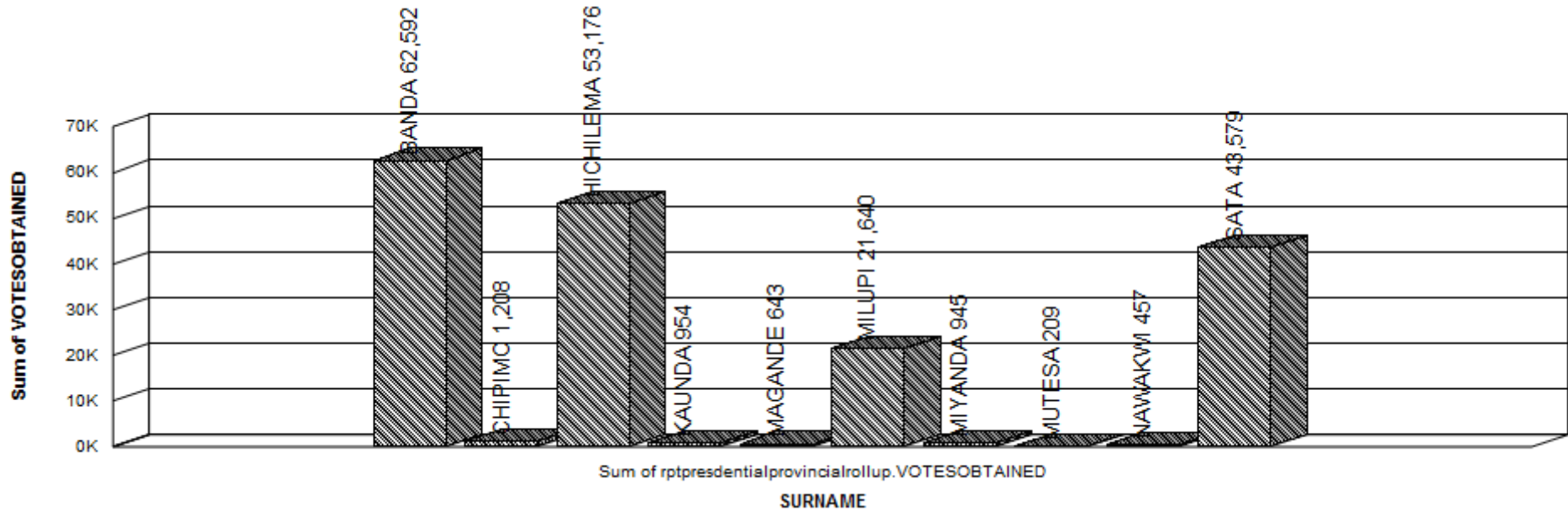
Province: WESTERN

Candidate	Votes Received	% Against Votes Cast	% against Registered Voters	Rejected Ballot Papers	Rejected Ballot Papers %	Total Votes Cast	Total Registered Voters	Percentage Poll
CHIPIMO Elias C ,NAREP	33	0.42%	0.24%					
KAUNDA Tilyenji C ,UNIP	30	0.38%	0.22%					
NAWAKWI Edith Z ,FDD	23	0.29%	0.17%					
MUTESA Fredrick ,ZED	11	0.14%	0.08%					
	7,611			270	3.43%	7,881	13,665	57.67%
00000149 MWANDI								
BANDA Rupiah B ,MMD	3,503	50.82%	29.04%					
HICHILEMA Hakainde ,UPND	1,903	27.61%	15.78%					
SATA Micheal C ,PF	912	13.23%	7.56%					
MILUPI Charles L ,ADD	464	6.73%	3.85%					
MIYANDA Godfrey K ,HERITAGE	22	0.32%	0.18%					
KAUNDA Tilyenji C ,UNIP	21	0.30%	0.17%					
CHIPIMO Elias C ,NAREP	18	0.26%	0.15%					
MAGANDE Ngandu P ,NMP	16	0.23%	0.13%					
NAWAKWI Edith Z ,FDD	13	0.19%	0.11%					
MUTESA Fredrick ,ZED	1	0.01%	0.01%					
	6,873			20	0.29%	6,893	12,062	57.15%
00000150 SESHEKE								
HICHILEMA Hakainde ,UPND	4,720	47.56%	25.96%					
BANDA Rupiah B ,MMD	2,940	29.63%	16.17%					
SATA Micheal C ,PF	1,706	17.19%	9.38%					
MILUPI Charles L ,ADD	193	1.94%	1.06%					
CHIPIMO Elias C ,NAREP	38	0.38%	0.21%					
MIYANDA Godfrey K ,HERITAGE	35	0.35%	0.19%					
KAUNDA Tilyenji C ,UNIP	34	0.34%	0.19%					

Province: WESTERN

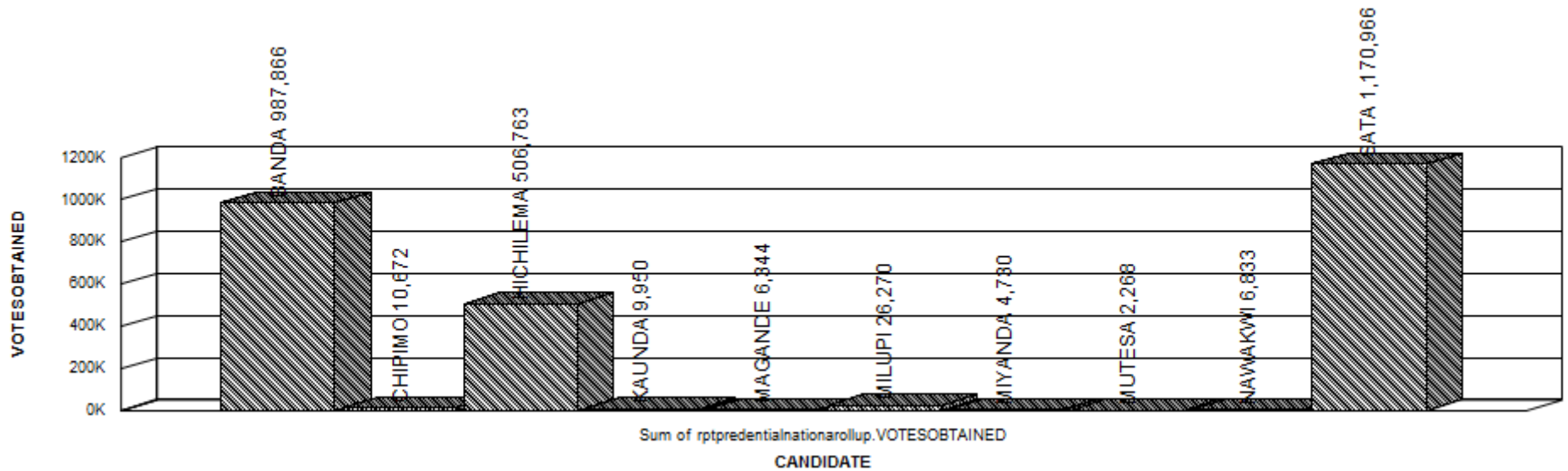
Candidate	Votes Received	% Against Votes Cast	% against Registered Voters	Rejected Ballot Papers	Rejected Ballot Papers %	Total Votes Cast	Total Registered Voters	Percentage Poll
MAGANDE Ngandu P ,NMP	20	0.20%	0.11%					
NAWAKWI Edith Z ,FDD	14	0.14%	0.08%					
MUTESA Fredrick ,ZED	10	0.10%	0.06%					
	9,710			214	2.16%	9,924	18,179	54.59%

WESTERN Province Candidate	Votes Received	% Against Votes Cast	% against Registered Voters	Rejected Ballot Papers	Rejected Ballot Papers %	Total Votes Cast	Total Registered Voters	Percentage Poll
BANDA Rupiah B	62,592	33.20%	15.86%					
HICHILEMA Hakainde	53,176	28.21%	13.47%					
SATA Micheal C	43,579	23.12%	11.04%					
MILUPI Charles L	21,640	11.48%	5.48%					
CHIPIMO Elias C	1,208	0.64%	0.31%					
KAUNDA Tilyenji C	954	0.51%	0.24%					
MIYANDA Godfrey K	945	0.50%	0.24%					
MAGANDE Ngandu P	643	0.34%	0.16%					
NAWAKWI Edith Z	457	0.24%	0.12%					
MUTESA Fredrick	209	0.11%	0.05%					
				3,116	1.65%	188,519	394,660	47.77%



NATIONAL TOTALS

Candidate	Votes Received	% Against Votes Cast	% against Registered Voters	Rejected Ballot Papers	Rejected Ballot Papers %	Total Votes Cast	Total Registered Voters	Percentage Poll
SATA Micheal C	1,170,966	42.24%	22.66%					
BANDA Rupiah B	987,866	35.63%	19.12%					
HICHILEMA Hakainde	506,763	18.28%	9.81%					
MILUPI Charles L	26,270	0.95%	0.51%					
CHIPIMO Elias C	10,672	0.38%	0.21%					
KAUNDA Tilyenji C	9,950	0.36%	0.19%					
NAWAKWI Edith Z	6,833	0.25%	0.13%					
MAGANDE Ngandu P	6,344	0.23%	0.12%					
MIYANDA Godfrey K	4,730	0.17%	0.09%					
MUTESA Fredrick	2,268	0.08%	0.04%					
	2,732,662			39,602	1.43%	2,772,264	5,167,154	53.65%



Issued by: The DIRECTOR
Electoral Commission of Zambia
Elections House
P.O. Box 50274
Lusaka.